

1 2 3 4

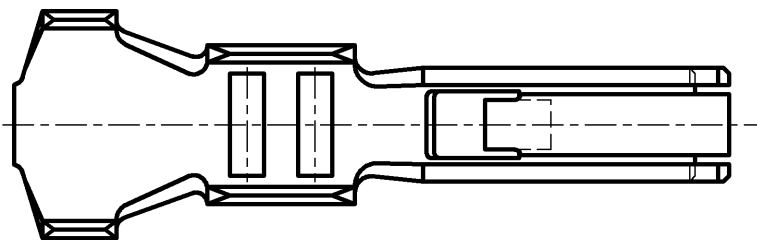
REV.	DESCRIPTION	DATE	DESIGNED
△			

A

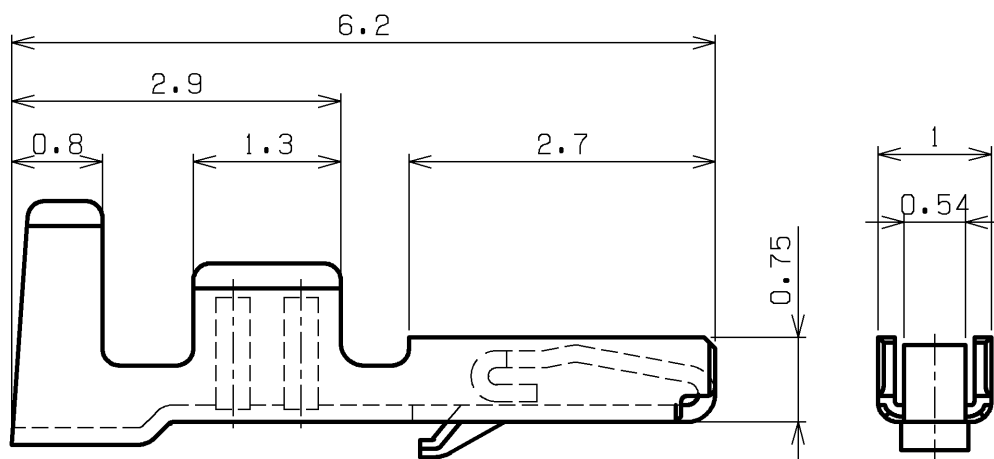
NOTE

1. Unless otherwise specified,
tolerances are ± 0.3

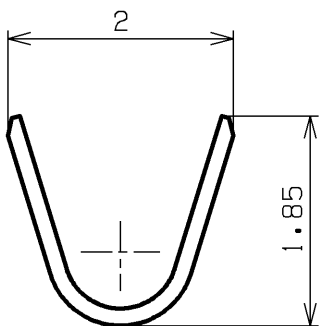
B



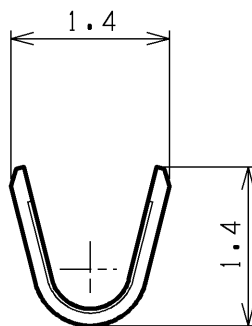
C



D



INSULATION BARREL



WIRE BARREL

E

	CONTACT	COPPER ALLOY	TIN-PLATED	t0.15	
No.	PART NAME	MATERIAL	SURFACE FINISH	REMARKS	
SIZE	UNIT	SCALE	PROJECTION	DATE	
A4	METRIC	9:1		JAN.15.2007	
APPROVED	CHECKED	DESIGNED	DRAWN	CUSTOMER	
S.K	M.N	T.S			
J.S.T.MFG.CO.,LTD.				SERIES NAME	ZE CONNECTOR
				PART No.	SZE-002T-P0.3
				DRAWING No.	KRD-40703

F