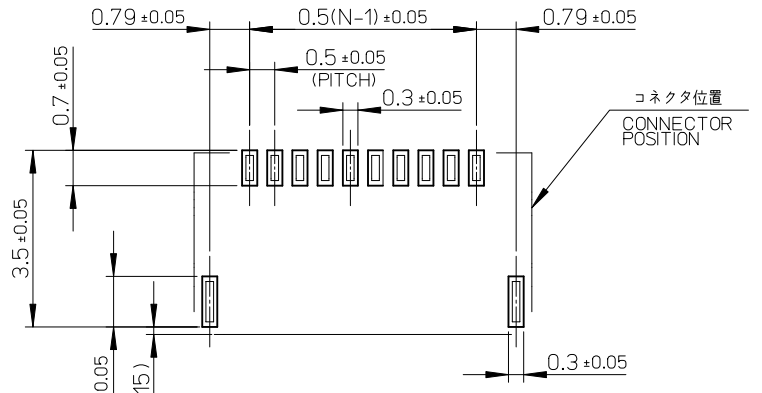
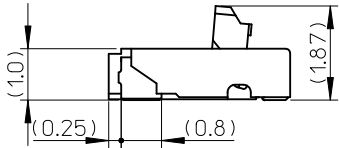
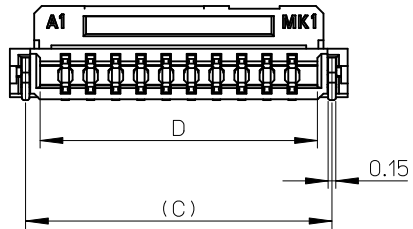


SECTION Y-Y

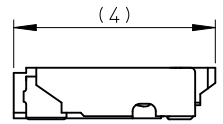


参考基板レイアウト (マウント面)  
P.W. BOARD PATTERN DIMENSION (REF.) (MOUNT AREA)  
N: 極数  
N: CIRCUITS

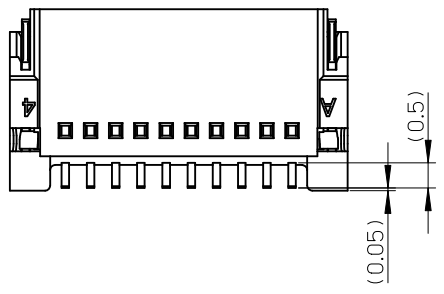
メタルマスク : 0.1mm  
開口部 : TERM.(0.7X0.3)  
NAIL(1.0X0.3)  
METAL MASK THICKNESS : 0.1mm  
OPENING AREA : TERM.(0.7X0.3)  
NAIL(1.0X0.3)



アクチュエータが開いた状態  
ACTUATOR OPEN CONDITION



アクチュエータが閉じた状態  
ACTUATOR CLOSED CONDITION



16.5	17.08	15.5	17.7	503480-3200	32
13.5	14.08	12.5	14.7	503480-2600	26
11.5	12.08	10.5	12.7	503480-2200	22
10.5	11.08	9.5	11.7	503480-2000	20
9.5	10.08	8.5	10.7	503480-1800	18
9.0	9.58	8.0	10.2	503480-1700	17
8.5	9.08	7.5	9.7	503480-1600	16
7.5	8.08	6.5	8.7	503480-1400	14
6.5	7.08	5.5	7.7	503480-1200	12
5.5	6.08	4.5	6.7	503480-1000	10
4.5	5.08	3.5	5.7	503480-0800	8
3.5	4.08	2.5	4.7	503480-0600	6
2.5	3.08	1.5	3.7	503480-0400	4
D	C	B	A	EMBOSSED PACKAGE	極数
				オーダー番号 ORDER NO.	CIRCUIT

CONNECTOR SERIES No. 503480-\*\*\*09

REVISED EC NO.: J2011-0537 DRW: NSHIRATA 2010/10/12 CHK: D. KAKAHASHI 2010/10/12 APPR: KMORIKAWA 2010/10/13	DESCRIPTION REV	GENERAL TOLERANCES (UNLESS SPECIFIED)		DIMENSION STYLE MM ONLY		SCALE 10:1		DESIGN UNITS METRIC		THIRD ANGLE PROJECTION		
		10 UNDER	±0.2	DRAWN BY	DATE	TITLE						
		10 OVER 30 UNDER	±0.25	THIRAYAMA	2009/12/11	0.5 FPC CONN. E/O BACKFLIP H=1.0MM ASSEMBLY						
		30 OVER	±0.3	CHECKED BY	DATE	MOLEX INCORPORATED						
		ANGULAR	±1 °	NMATSUURA	2009/12/11	DOCUMENT NO. SD-503480-001						
DRAFT WHERE APPLICABLE MUST REMAIN WITHIN DIMENSIONS		APPROVED BY	DATE	SEE CHART		SHEET NO.		1 OF 2				
		KMORIKAWA	2010/10/13	MATERIAL NO.		THIS DRAWING CONTAINS INFORMATION THAT IS PROPRIETARY TO MOLEX INCORPORATED AND SHOULD NOT BE USED WITHOUT WRITTEN PERMISSION						

NOTES

1. 部品構成  
 PART COMPOSITION  
 ハウジング・・・材質：液晶ポリマー（LCP）、ガラス充填、UL94V-0、ナチュラル（白）  
 HOUSING MATERIAL: LIQUID CRYSTAL POLYMER(LCP) GLASS FILLED, UL94V-0, NATURAL(WHITE)  
 ターミナル・・・材質：燐青銅  
 TERMINAL MATERIAL: PHOSPHOR BRONZE  
 コンタクト部：部分金メッキ(0.1μm以上)  
 テール部：部分金メッキ  
 下地：ニッケルメッキ(1.0μm以上)  
 CONTACT AREA: SEPARATED GOLD PLATING (0.1 MICROMETER MINIMUM)  
 SOLDER TAIL AREA: SEPARATED GOLD PLATING UNDERPLATE: NICKEL OVERALL (1.0 MICROMETER MINIMUM)  
 アクチュエータ・・・材質：ポリアミド（PA）、ガラス充填、UL94 HB、黒色  
 ACTUATOR MATERIAL: POLYAMIDE(PA) GLASS FILLED, UL94 HB, BLACK  
 ネイル・・・材質：燐青銅  
 NAIL MATERIAL: PHOSPHOR BRONZE  
 テール部：錫メッキ(1.0μm以上)  
 下地：ニッケルメッキ(1.0μm以上)  
 SOLDER TAIL AREA: TIN OVERALL(1.0 MICROMETER MINIMUM)  
 UNDERPLATE: NICKEL OVERALL(1.0 MICROMETER MINIMUM)

2. 基板実装前にアクチュエータを操作しないで下さい。  
 PLEASE DO NOT OPERATE THE ACTUATOR BEFORE MOUNTING.  
 3. 必ずFPCを挿入してからアクチュエータを操作して下さい。  
 PLEASE OPERATE THE ACTUATOR AFTER INSERTING THE FPC INTO THE CONNECTOR.

4. FPCについて  
 ABOUT FPC  
 補強フィルム材質はポリイミドを推奨します。ベースフィルムは25μmを推奨します。  
 接着剤は熱硬化接着剤を推奨します。  
 尚、接着剤の接点部への付着は導通不良の原因になりますので、染み出しが無い様、お願い致します。  
 RECOMMENDED STIFFENER MATERIAL: POLYIMIDE  
 RECOMMENDED BASE FILM THICKNESS: 25 MICROMETER  
 RECOMMENDED ADHESIVE: THERMOSETTING ADHESIVE  
 NOTE: PLEASE PUT APPROPRIATE AMOUNT OF ADHESIVE ON ADHEREND BECAUSE THERE IS A POSSIBILITY THAT THE EXTRA ADHESIVE CAUSES THE DEFECT IN ELECTRICAL CONTINUITY.  
 打抜き方向は導体側から補強板側を推奨致します。  
 導体部については軟銅箔35μmを推奨致します。  
 RECOMMENDED PUNCHER DIRECTION:  
 FROM CONDUCTOR SIDE TO STIFFENER FILM SIDE.  
 RECOMMENDED CONDUCTOR SPECIFICATION:  
 THICKNESS OF SOFT COPPER FOIL: 35MICROMETER

△ R0.3は、FPC導体部にかからないこと。  
 R0.3 MUST NOT BE OVERLAPPED TO PATTERN OF FPC.

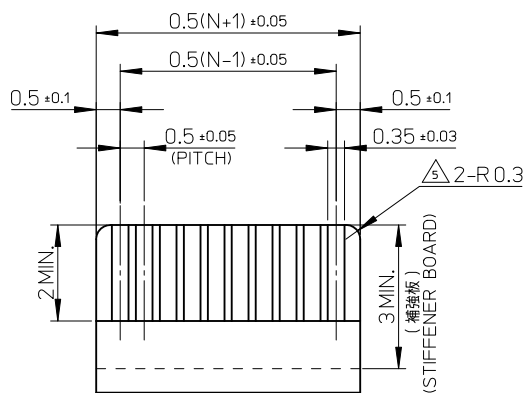
6. ELV及びRoHS適合品  
 ELV AND ROHS COMPLIANT

7. 平坦度：0.1以下  
 COPLANARITY : 0.1 MAXIMUM

8. 製造上の都合により機能を阻害しない部位の形状を変更する可能性があります。  
 PLEASE RECOGNIZE A POSSIBILITY TO CHANGE THE SHAPE OF THE PART THAT DOES NOT OBSTRUCT A FUNCTION, BY CIRCUMSTANCES IN OUR PRODUCTION.

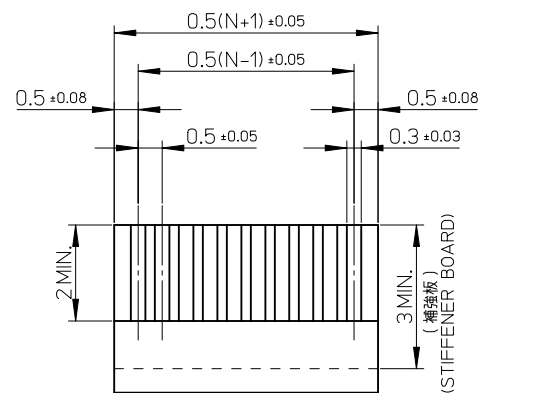
9. 本製品の納入状態はアクチュエータが開いた状態となります。  
 THIS PRODUCT IS DELIVERED WITH THE ACTUATOR IN THE OPEN POSITION.

10. 本製品は両面(上面、下面)接触に対応しております。  
 THIS PRODUCT IS DUAL-CONTACT (TOP- AND BOTTOM-CONTACTS) TYPE CONNECTOR.



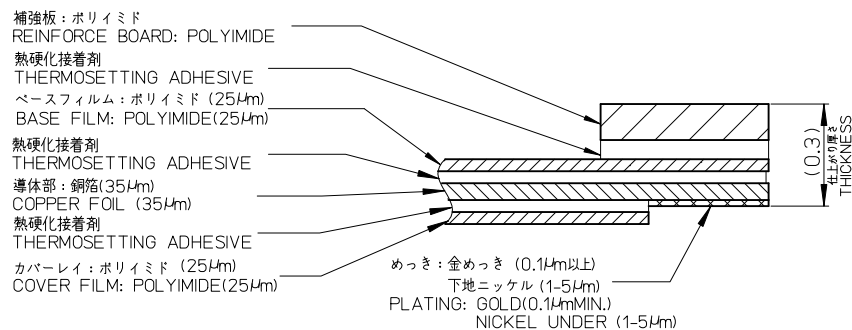
適合FPC推奨寸法  
 APPLICABLE FPC  
 RECOMMENDED DIMENSION  
 N:極数  
 N:CIRCUITS

(仕上がり厚さ:0.3±0.05):30極以下に適用  
 (THICKNESS:0.3±0.05):30 OR LESS CIRCUITS  
 (仕上がり厚さ:0.3±0.03):31極以上に適用  
 (THICKNESS:0.3±0.03):31 OR OVER CIRCUITS



適合FFC推奨寸法  
 APPLICABLE FFC  
 RECOMMENDED DIMENSION  
 N:極数  
 N:CIRCUITS

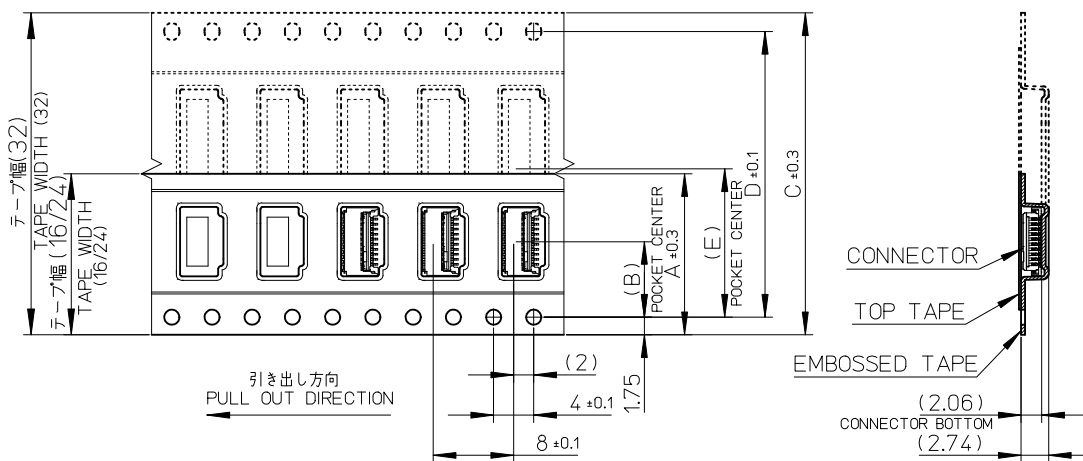
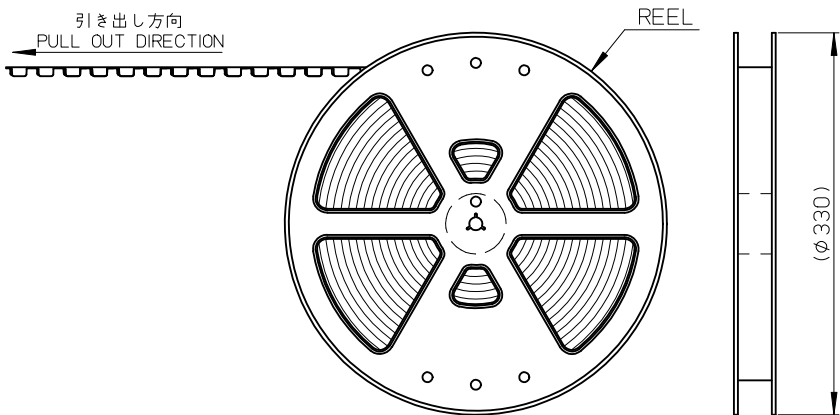
(仕上がり厚さ:0.3±0.05):30極以下に適用  
 (THICKNESS:0.3±0.05):30 OR LESS CIRCUITS  
 (仕上がり厚さ:0.3±0.03):31極以上に適用  
 (THICKNESS:0.3±0.03):31 OR OVER CIRCUITS



FPC構成推奨仕様  
 STRUCTURE OF FPC

SEE SHEET 1 EC NO: J2011-0537 DRAWN:SHIRATA 2010/10/12 CHKD:KTAKAHASHI 2010/10/12 APPR:KMORIKAWA 2010/10/13	DESCRIPTION REV	GENERAL TOLERANCES (UNLESS SPECIFIED)		DIMENSION STYLE MM ONLY		SCALE 10:1	DESIGN UNITS METRIC	THIRD ANGLE PROJECTION	
		10 UNDER	±0.2	DRAWN BY THIRAYAMA	DATE 2009/12/11	TITLE 0.5 FPC CONN. E/O BACKFLIP H=1.0MM ASSEMBLY			
		10 OVER 30 UNDER	±0.25	CHECKED BY NMATSUURA	DATE 2009/12/11	MOLEX INCORPORATED			
		30 OVER	±0.3	APPROVED BY KMORIKAWA	DATE 2010/10/13				
ANGULAR	±1°	DRAFT WHERE APPLICABLE MUST REMAIN WITHIN DIMENSIONS		MATERIAL NO. SEE SHEET 1	DOCUMENT NO. SD-503480-001	SHEET NO. 2 OF 2			
		SIZE A3	THIS DRAWING CONTAINS INFORMATION THAT IS PROPRIETARY TO MOLEX INCORPORATED AND SHOULD NOT BE USED WITHOUT WRITTEN PERMISSION						

10 9 8 7 6 5 4 3 2 1

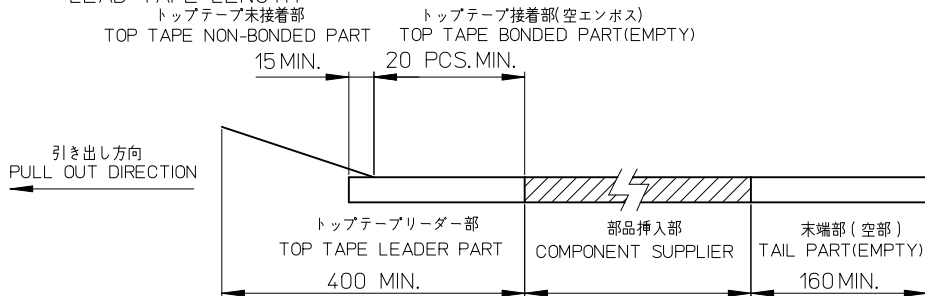


NOTES

1. 製品(503480-\*\*-09)の詳細寸法については、SD-503480-001をご参照下さい。  
 IN THE PACKAGE, PART NO.503480-\*\*-09 DETAILED DIMENSIONS.  
 REFER TO SD-503480-001.

2. 梱包数量 : 3000個/リール  
 NUMBER OF CONNECTORS : 3000PCS/REEL

3. リードテープの長さ  
 LEAD TAPE LENGTH



4. 材料  
 キャリアテープ : PET  
 トップテープ : PET, OTHER  
 リール : PS<リサイクル材を含む>  
 MATERIAL  
 CARRIER TAPE : PET  
 TOP TAPE : PET, OTHER  
 REEL : PS <RECYCLE MATERIAL CONTAINED>

5. カバーテープの剥離強度については、IEC60286-3に準拠  
 COVER TAPE PEEL FORCE IS DEFINED BY IEC60286-3.

エンボステープ内の製品の向き  
 DIRECTION OF CONNECTOR IN EMBOSSED TAPE

14.2	28.4	32	-	-	32	503480-3200	32
-	-	-	11.5	24	24	503480-2600	26
-	-	-	-	-	-	503480-2200	22
-	-	-	-	-	-	503480-2000	20
-	-	-	-	-	-	503480-1800	18
-	-	-	-	-	-	503480-1700	17
-	-	-	-	-	-	503480-1600	16
-	-	-	-	-	-	503480-1400	14
-	-	-	-	-	-	503480-1200	12
-	-	-	7.5	16	16	503480-1000	10
-	-	-	-	-	-	503480-0800	8
-	-	-	-	-	-	503480-0600	6
-	-	-	-	-	-	503480-0400	4
E	D	C	B	A	テープ幅 TAPE WIDTH	オーダー番号 ORDER NO.	極数 CIRCUIT

REVISED EC NO: J2011-0104 DRWNSHIRATA 2010/08/30 CHKD:KAKAHASHI 2010/09/28 APPR:KMORIKAWA 2010/10/01	GENERAL TOLERANCES (UNLESS SPECIFIED)		DIMENSION STYLE MM ONLY		SCALE 2:1	DESIGN UNITS METRIC	THIRD ANGLE PROJECTION	
	10 UNDER	±0.2	DRAWN BY THIRAYAMA		DATE 2009/12/11		TITLE 0.5 FPC CONN. E/O EMBOSSED TAPE PACKAGE	
	10 OVER 30 UNDER	±0.25	CHECKED BY NMATSUURA		DATE 2009/12/11		MOLEX INCORPORATED	
	30 OVER	±0.3	APPROVED BY KMORIKAWA		DATE 2009/12/11		DOCUMENT NO. SD-503480-002	
REV	DESCRIPTION	ANGULAR ±3 ° DRAFT WHERE APPLICABLE MUST REMAIN WITHIN DIMENSIONS		MATERIAL NO. SEE CHART		SHEET NO. 1 OF 1		
SIZE A3		THIS DRAWING CONTAINS INFORMATION THAT IS PROPRIETARY TO MOLEX INCORPORATED AND SHOULD NOT BE USED WITHOUT WRITTEN PERMISSION						