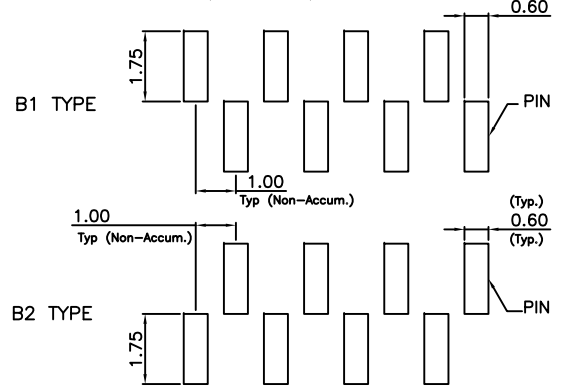
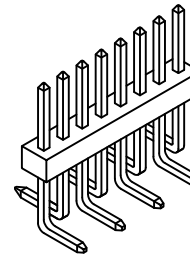


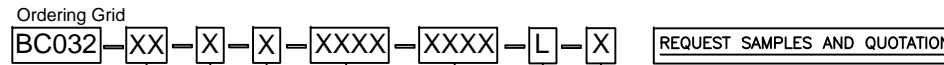
B1 TYPE



RECOMMENDED PCB LAYOUT
(Tolerance: ±0.05)



B2 TYPE



- No. of Contacts: 02 to 40
- Contact Plating: A = Gold Flash All Over (Standard), C = Tin All Over
- Packing Options: B = Tape and Reel with Cap (Standard) - See note above, D = Tube (unavailable in 2 & 3 contacts), E = Tube with Cap (unavailable in 2, 3, 4, 5 contacts), G = Plastic Box (only available in 2 & 3 contacts)
- Insulator Material: L = LCP (Standard)
- Dimension D (1/100mm) (Post Height): Standard - 2.00mm = 0200, Standard - 3.80mm = 0380, or specify Dimension D e.g. 2.50mm = 0250
- Dimension C (1/100mm) (Bottom of Pin to Top of Insulator): Standard - 2.00mm = 0200, or specify Dimension C e.g. 2.50mm = 0250
- Type: 2 = B2 Type (Standard), 1 = B1 Type

CONTACTS	DIMENSIONS	
	A	B
2	1.00	2.00
3	2.00	3.00
4	3.00	4.00
5	4.00	5.00
6	5.00	6.00
7	6.00	7.00
8	7.00	8.00
9	8.00	9.00
10	9.00	10.00
11	10.00	11.00
12	11.00	12.00
13	12.00	13.00
14	13.00	14.00
15	14.00	15.00
16	15.00	16.00
17	16.00	17.00
18	17.00	18.00
19	18.00	19.00
20	19.00	20.00
21	20.00	21.00
22	21.00	22.00
23	22.00	23.00
24	23.00	24.00
25	24.00	25.00
26	25.00	26.00
27	26.00	27.00
28	27.00	28.00
29	28.00	29.00
30	29.00	30.00
31	30.00	31.00
32	31.00	32.00
33	32.00	33.00
34	33.00	34.00
35	34.00	35.00
36	35.00	36.00
37	36.00	37.00
38	37.00	38.00
39	38.00	39.00
40	39.00	40.00

SPECIFICATIONS 规格:

CURRENT RATING 电流额定值: 1 AMP
 INSULATOR RESISTANCE 绝缘电阻值: 1000 MEGOHMS MIN.
 DIELECTRIC WITHSTANDING 耐电压: AC 300 V
 CONTACT RESISTANCE 接触电阻值: 20mΩ Max.
 OPERATING TEMPERATURE 工作温度: -40°C TO +105°C
 CONTACT MATERIAL 端子物料: PHOSPHOR BRONZE
 INSULATOR MATERIAL 绝缘体物料:
 STANDARD 标准物料: POLYESTER 聚酯, LCP, UL 94-V0
 SOLDERING PROCESS 可焊性:
 LCP (STANDARD 标准物料) -

IR REFLOW 回流焊: 260°C for 10 sec.

WAVE 波峰焊: 250°C for 5-10 sec

MANUAL SOLDER 人工焊接: 350°C for 3-5 sec

MATES WITH 配套之母座 (SUBJECT TO PIN LENGTH 在端子长度适合的条件下):

BC065 BC070 BC075

By	ASE	SA	SA	ASE	ASE	AJO
DETAIL	DRAWING RELEASE	AMENDMENT TO STANDARD DIMENSIONS	AMENDMENT TO PLATING OPTIONS	AMENDMENT TO PACKING OPTIONS	B1/B2 TYPE CLARIFICATION	CAP CLARIFICATION
REV DATE	A 20/05/08	B 08/12/09	C 21/12/09	D 15/03/12	E 03/01/12	F 25/04/13



Tolerances (Except as noted)		Part Number:-	Date:-	GCT www.gct.co
Dimensions in mm		BC032	20 MAY 08	
X. ± 0.30	X.° ± 5°	Description:-		
X.X ± 0.25	X.° ± 3°	1.00mm PITCH PIN HEADER, SINGLE ROW, SURFACE MOUNT, VERTICAL		
X.XX ± 0.15	XX° ± 2°	© THIS DRAWING IS CONFIDENTIAL AND MUST NOT BE COPIED OR DISCLOSED WITHOUT WRITTEN CONSENT		Scale NTS
X.XXX ± 0.10	.XXX° ± 1°	Third Angle Projection		Revision F
				Material See Note
				Drawn by ASE
				E & OE
				Sheet No. 1/1