

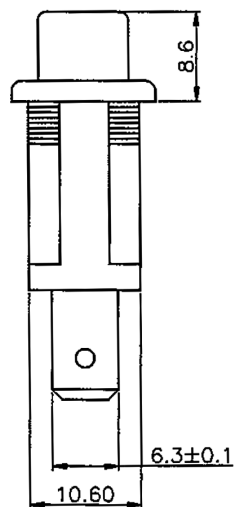
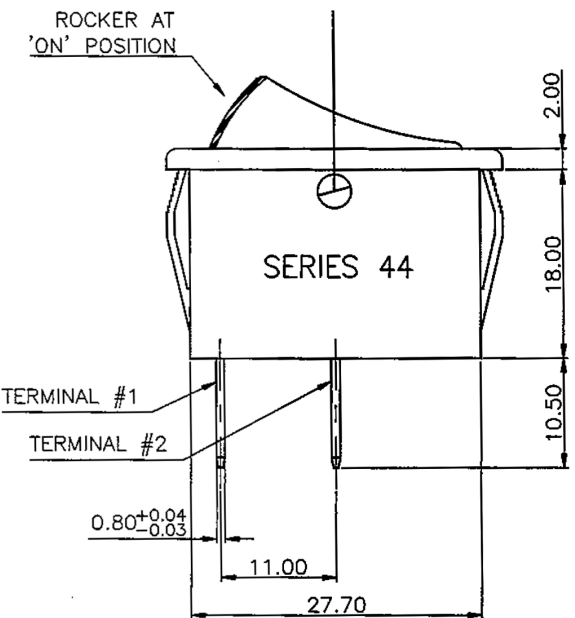
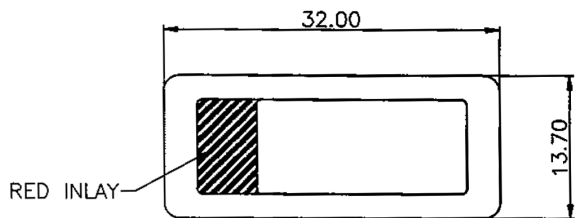


PART NO.

MC34224-071-1501

REVISIONS

ECN #	REV	DESCRIPTION	DRAWN	DATE	CHECKD	DATE	APPRVD	DATE
-	1.0	RELEASED	AB	09/11/15	ER	09/11/15	ER	09/11/15



**Specifications:**

Terminal Type : 6.3 × 0.8mm Quick Connect  
 Circuit Function : SPST / On-Off SPDT / On-On  
                           SPST / On-Off, Illuminated  
 Ratings : 15A 250V AC  
               20A 125V AC (UL/C-UL)  
               16(6)A 250V (VDE/ENEC) / 16(6)A 250V (CQC)

**Technical Specifications:**

Contact Gap : ≥3mm  
 Insulation Spacing : ≥8mm  
 Contact Resistance : <20mΩ initially  
 Dielectric Strength : Up to 3.5kV  
 Glow Wire Test : 850°C (Category D)  
 Flammability : UL94V-2 min.  
 Resistance to Tracking : PTI 250  
 Insulation Resistance : >50MΩ (500V DC between the open contacts) initially  
 Endurance : Mechanical Life ≥100,000 cycles  
                   Electrical life ≥ 20,000 cycles at full load

**Material**

Button/Body : Nylon 6/6  
 Illuminated Button : Polycarbonate  
 Terminals : Copper Alloy  
 Contacts : Silver Alloy

**Notes:**

Recommended Panel Cutout:

Panel Thickness	Cutout Size (mm)
1mm (min.)	29.9 ~ 30.1 × 10.9 ~ 11
3mm (max.)	30.1 ~ 30.3 × 10.9 ~ 11

**Part Number Table**

Description	Part Number
Switch, Rocker SPST Black & Red series 44	MC34224-071-1501

www.element14.com  
 www.farnell.com  
 www.newark.com

**Important Notice :** This data sheet and its contents (the "Information") belong to the members of the Premier Farnell group of companies (the "Group") or are licensed to it. No licence is granted for the use of it other than for information purposes in connection with the products to which it relates. No licence of any intellectual property rights is granted. The Information is subject to change without notice and replaces all data sheets previously supplied. The Information supplied is believed to be accurate but the Group assumes no responsibility for its accuracy or completeness, any error in or omission from it or for any use made of it. Users of this data sheet should check for themselves the Information and the suitability of the products for their purpose and not make any assumptions based on information included or omitted. Liability for loss or damage resulting from any reliance on the Information or use of it (including liability resulting from negligence or where the Group was aware of the possibility of such loss or damage arising) is excluded. This will not operate to limit or restrict the Group's liability for death or personal injury resulting from its negligence. Multicomp is the registered trademark of the Group. © Premier Farnell plc 2012.

**TOLERANCES:**  
 UNLESS OTHERWISE SPECIFIED, DIMENSIONS ARE FOR REFERENCE PURPOSES ONLY.

DRAWN BY:	DATE:
AB	09/11/15
CHECKED BY:	DATE:
ER	09/11/15
APPROVED BY:	DATE:
ER	09/11/15

DRAWING TITLE:			
<b>Rocker Switch</b>			
SIZE	DWG NO.	ELECTRONIC FILE	REV
A4	MC34224-03	MC3	1.0
SCALE: NTS		U.O.M.: mm (inch)	SHEET: 1 of 1