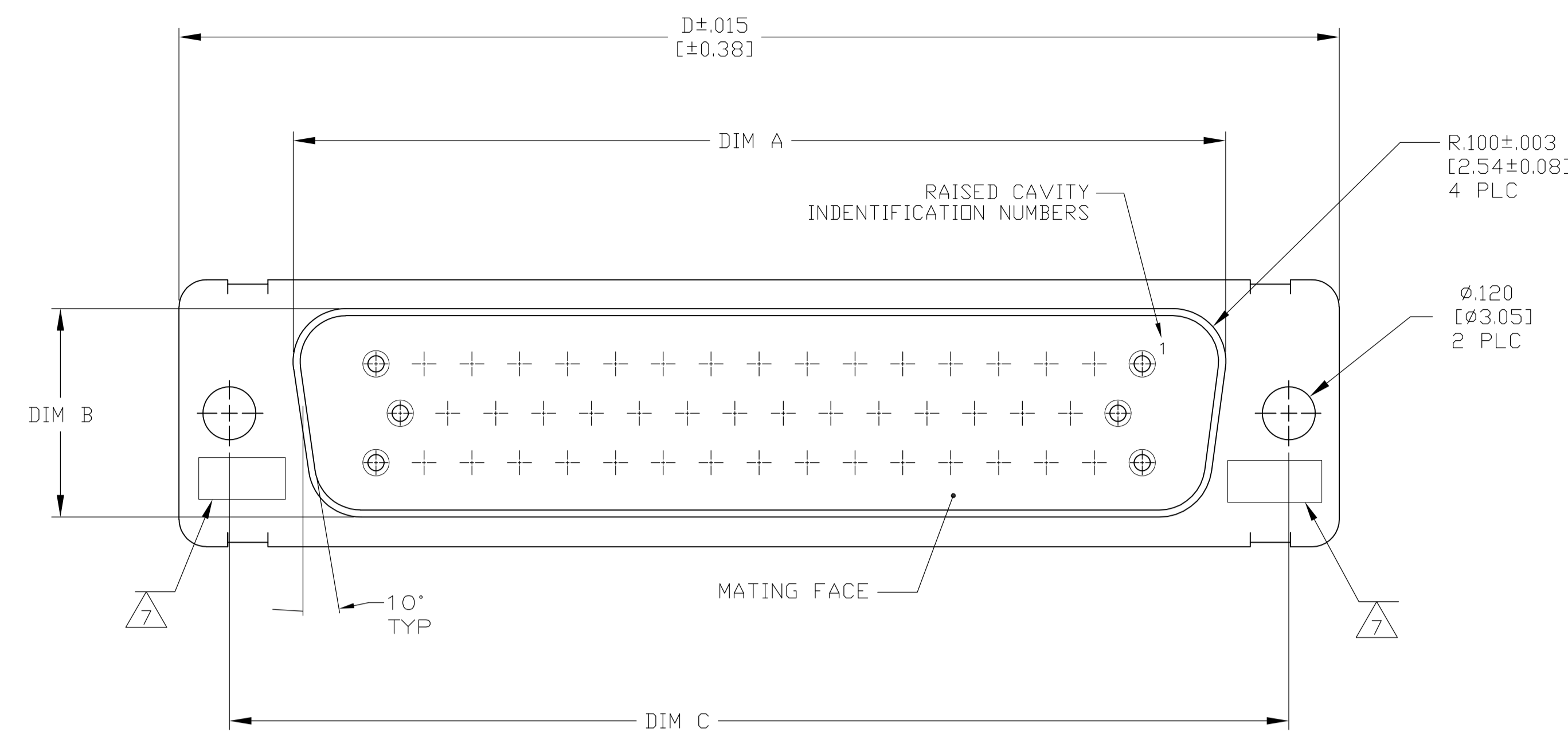
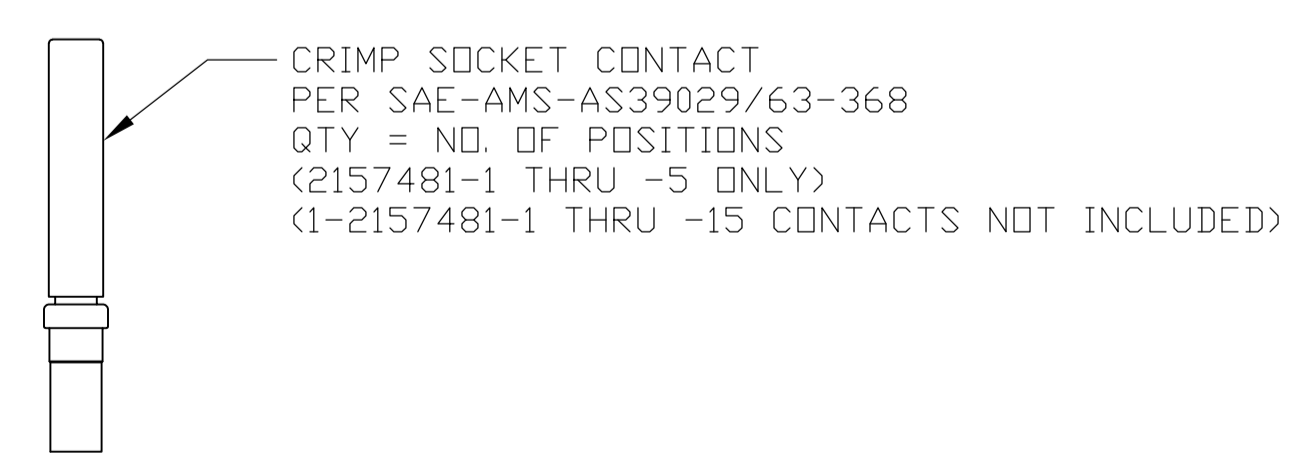
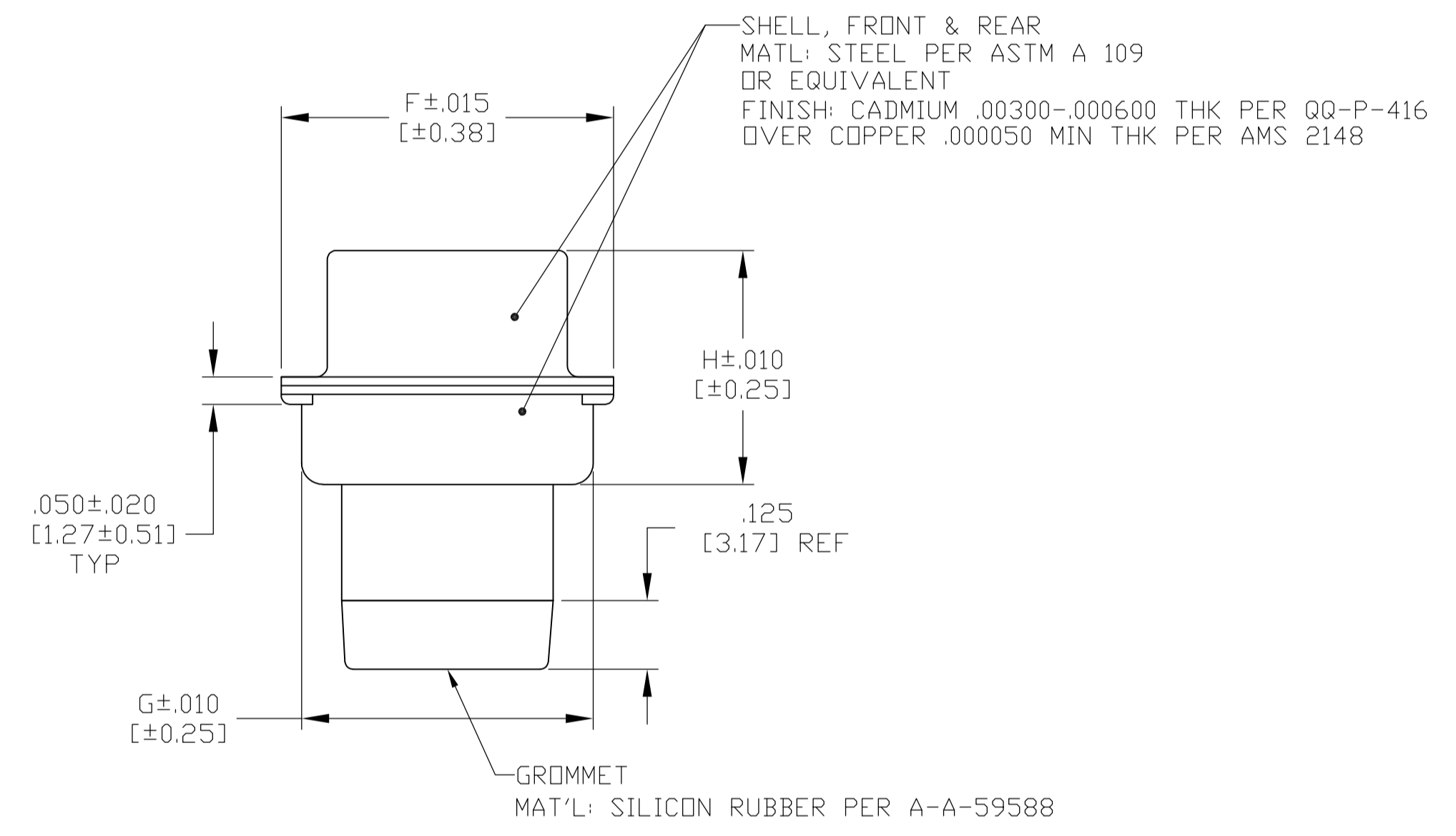
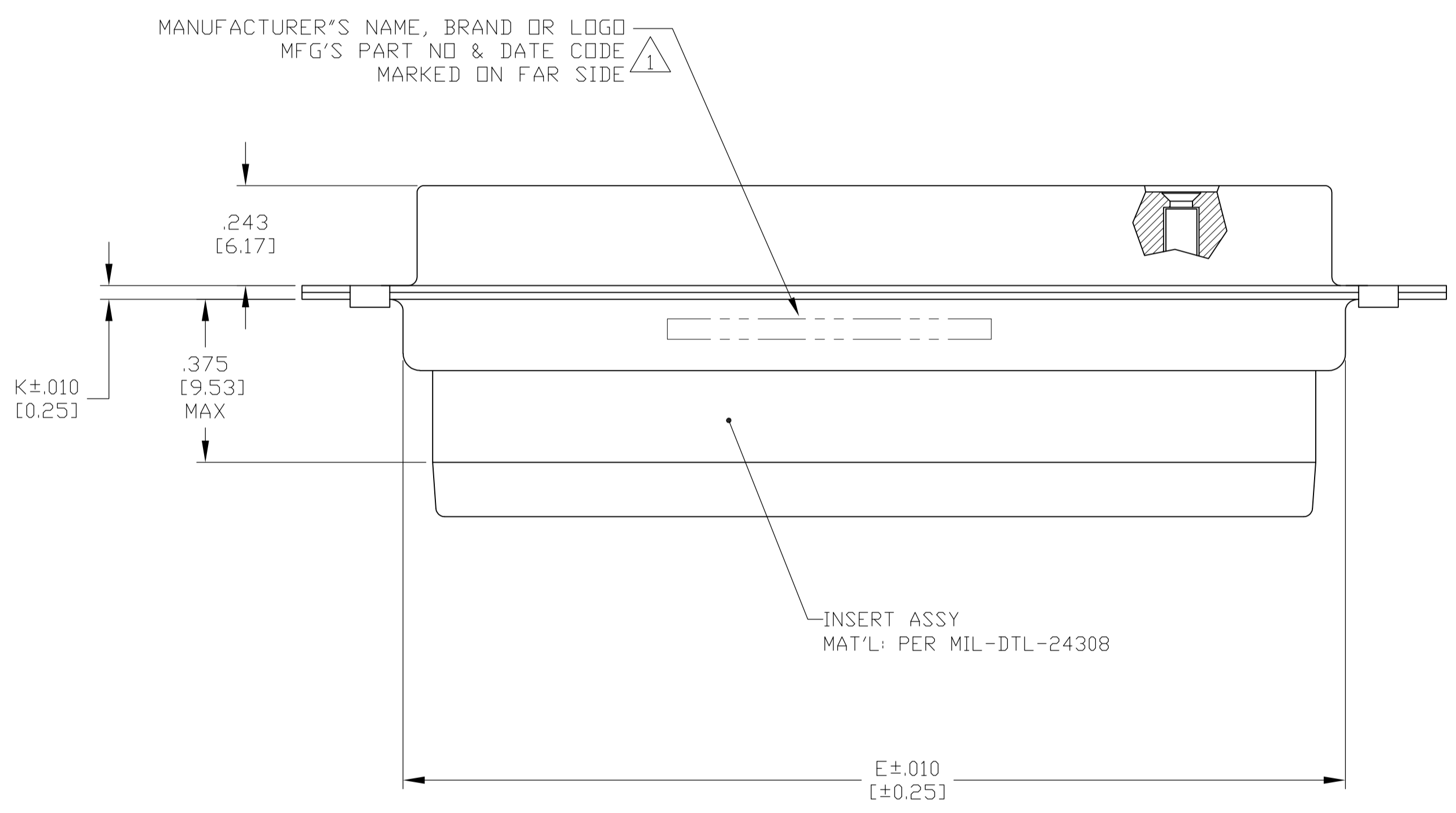


REVISONS		DATE	BY	APPV
LOC	DIST			
C	REV PER ECO	15-016800	12-1-15	CT CD



1. MARKED WITH .047 [1.19] HIGH CHARACTERS. FAR SIDE REFERS TO WIDE SIDE OF KEYSTONE, NEAR SIDE REFERS TO NARROW SIDE OF KEYSTONE.
2. THIS ASSEMBLY IS DESIGNED TO CONFORM TO THE LATEST ISSUE OF MIL-DTL-24308.
3. MAXIMUM WIRE INSULATION USED WITH THIS CONNECTOR IS .072 [1.83] DIAMETER WITH GROMMET
4. METAL RETENTION CLIPS ARE INCLUDED IN INSERTS.
5. THIS PLUG WILL MATE WITH ANY RECEPTACLE CONNECTOR WITH THE SAME INSERT ARRANGEMENT.
6. CONTACTS ARE PACKAGED SEPARATELY AND SHIPPED WITH CONNECTOR. (2157481-1 THRU -5 ONLY)
7. UL/CSA DESIGNATION STAMPED IN THIS AREA.
8. EPOXY IS APPLIED BETWEEN FRONT & REAR SHELLS AND INSERT.
9. FOR CONTACT CRIMPING AND CONTACT INSTALLATION AND REMOVAL REFER TO TE I.S. 408-7516.



.039	.429	.534	.605	2.178	2.635	2.406	.423	2.064	78	1-2157481-5
[0.99]	[10.90]	[13.56]	[15.37]	[55.32]	[66.93]	[61.11]	[10.74]	[52.43]		
.039	.429	.422	.494	2.272	2.729	2.500	.311	2.159	62	1-2157481-4
[0.99]	[10.90]	[10.72]	[12.55]	[57.71]	[69.32]	[63.50]	[7.99]	[54.84]		
.039	.429	.422	.494	1.625	2.088	1.852	.311	1.511	44	1-2157481-3
[0.99]	[10.90]	[10.72]	[12.55]	[41.27]	[53.03]	[47.04]	[7.99]	[38.78]		
.030	.429	.422	.494	1.083	1.541	1.132	.311	.971	26	1-2157481-2
[0.76]	[10.90]	[10.72]	[12.55]	[27.51]	[39.14]	[28.75]	[7.99]	[24.66]		
.030	.429	.422	.494	.759	1.213	.984	.311	.643	15	1-2157481-1
[0.76]	[10.90]	[10.72]	[12.55]	[19.28]	[30.81]	[24.99]	[7.99]	[16.33]		
.039	.429	.534	.605	2.178	2.635	2.406	.423	2.064	78	2157481-5
[0.99]	[10.90]	[13.56]	[15.37]	[55.32]	[66.93]	[61.11]	[10.74]	[52.43]		
.039	.429	.422	.494	2.272	2.729	2.500	.311	2.159	62	2157481-4
[0.99]	[10.90]	[10.72]	[12.55]	[57.71]	[69.32]	[63.50]	[7.99]	[54.84]		
.039	.429	.422	.494	1.625	2.088	1.852	.311	1.511	44	2157481-3
[0.99]	[10.90]	[10.72]	[12.55]	[41.27]	[53.03]	[47.04]	[7.99]	[38.78]		
.030	.429	.422	.494	1.083	1.541	1.132	.311	.971	26	2157481-2
[0.76]	[10.90]	[10.72]	[12.55]	[27.51]	[39.14]	[28.75]	[7.99]	[24.66]		
.030	.429	.422	.494	.759	1.213	.984	.311	.643	15	2157481-1
[0.76]	[10.90]	[10.72]	[12.55]	[19.28]	[30.81]	[24.99]	[7.99]	[16.33]		
DIM K	DIM H	DIM G	DIM F	DIM E	DIM D	DIM C	DIM B	DIM A	NO. OF POSITIONS	PART NUMBER

THIS DRAWING IS A CONTROLLED DOCUMENT.

DIMENSIONS: INCHES [mm]	TOLERANCES UNLESS OTHERWISE SPECIFIED:	DIN C.C.THOMAS 10-14-14	APPROVED C.DERRICK 10-14-14	NAME
0 PLC ± .005	1 PLC ± .005			RECEPTACLE ASSY, SIZE 1-5, IP67 SERIES 109, AMPLIMITE WITH IF SEAL AND GROMMET
2 PLC ± .005	3 PLC ± .005			SIZE CAGE CODE DRAWING NO RESTRICTED TO
4 PLC ± .005	ANGLES ± 1°			A1 00779 2157481
MATERIAL	FINISH	WEIGHT	CUSTOMER DRAWING	SCALE 4:1 SHEET 1 OF 1 REV C

STE TE Connectivity