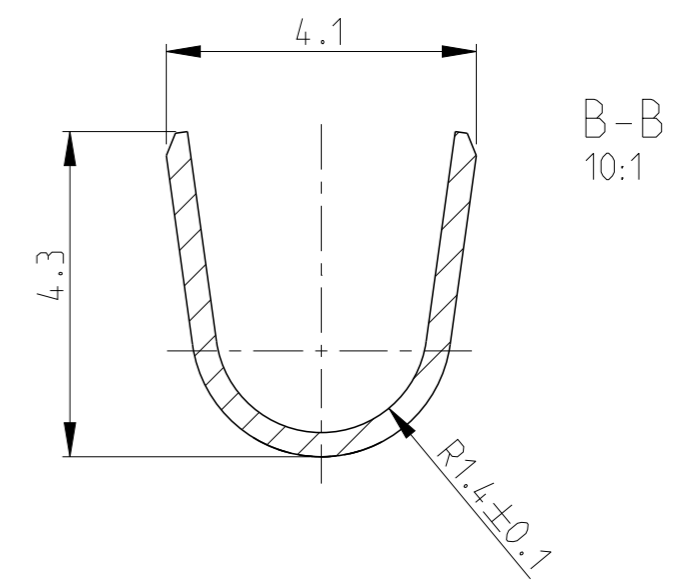
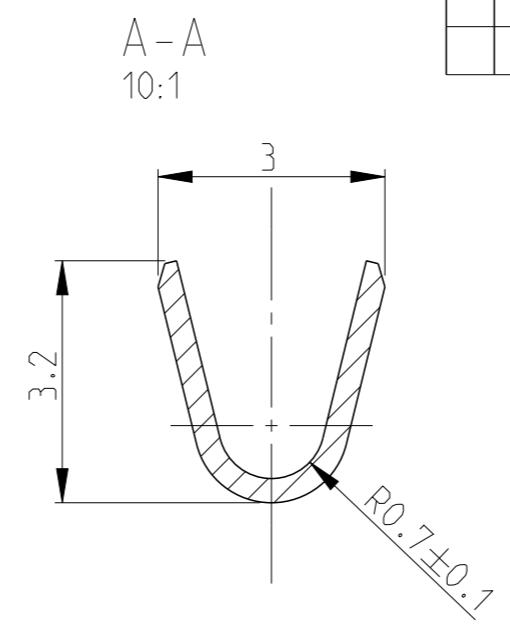
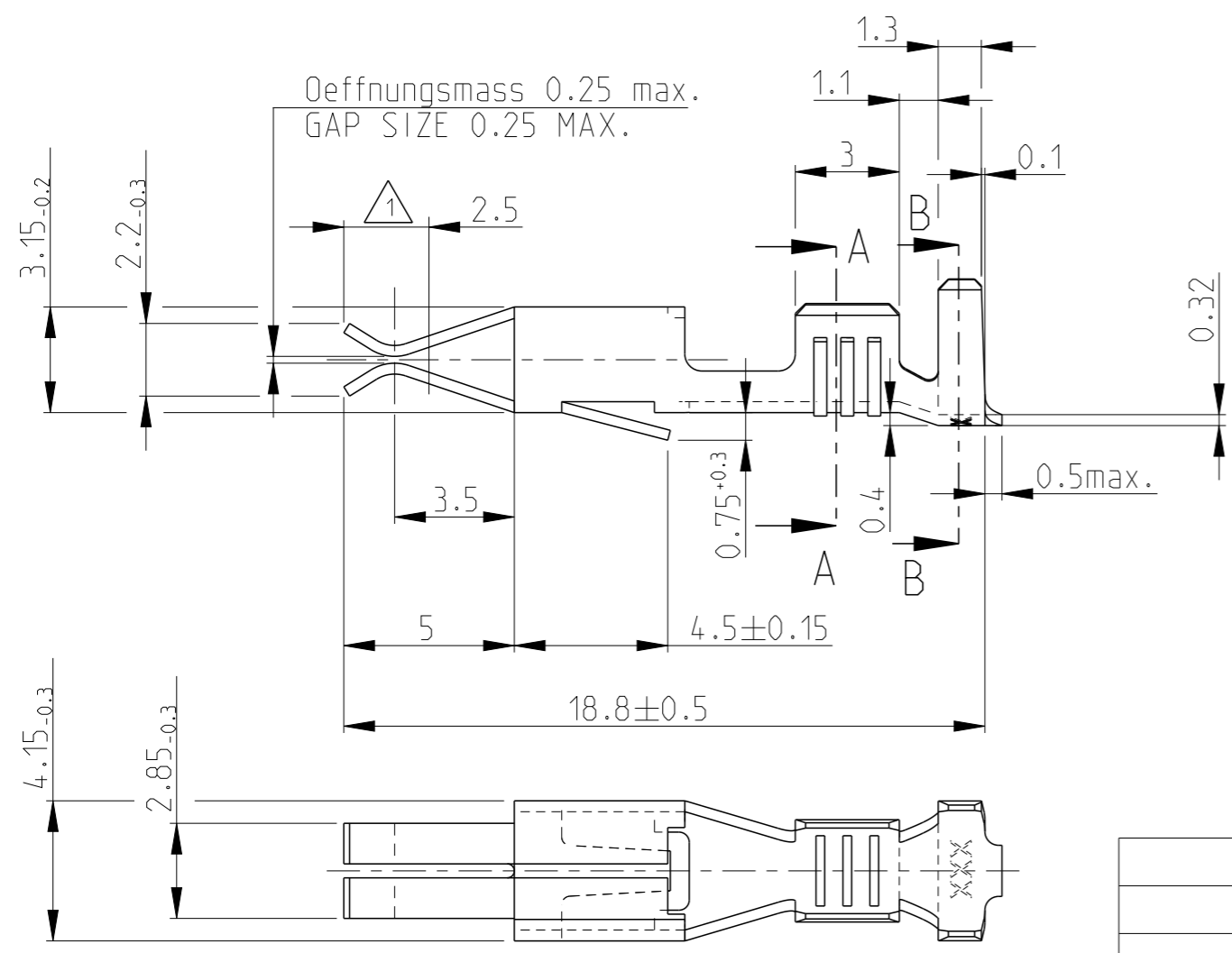


THIS DRAWING IS UNPUBLISHED. RELEASED FOR PUBLICATION 2005
 © COPYRIGHT 2005 ALL RIGHTS RESERVED.

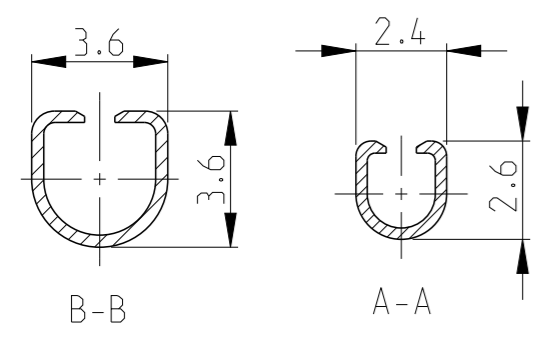
LOC	DIST	REVISIONS			
P	LTR	DESCRIPTION	DATE	DWN	APVD
	Y2	REVISED PER ECO-11-005027	19MAY2011	RK	HMR
	Y3	SET PN 925590-8 TO OBSOLETE	03MAR2015	Ho.	Eder



Leitung / WIRE : FLK-Leitng / FLK-WIRE
 Leiter / WIRE : F-Crimp
 Isolation : F-Crimp

Drahtgrossenbereich 0.5-1.5 mm²
 WIRE RANGE 0.5-1.5 mm²
 Isolationsbereich Ø2.0-3.0 mm
 INSULATION RANGE Ø2.0-3.0 mm

Loose Piece
 PN 925596



Leitungsquerschnitt in mm ² CROSS - SECTION IN mm ²		Einzelanschlag SINGLE CONNECTION								
		0.50	0.75	1.00	1.50	2.00	2.50	3.00	4.00	6.00
0.50	X	X								
0.75	X									
1.00	X									
1.50	X									
2.00										
2.50										
3.00										
4.00										
6.00										

SPLICE FREE	1-925596-1	CuSn4	vorverzinnt/PRETINED	1-925590-1	Y
	1-925596-0	CuNi12Zn24	blank/PLAIN	1-925590-0	Y
nur fuer/ONLY FOR TYCO GB	925596-9	CuSn4	vorverzinnt/PRETINED	925590-9	Y
nur fuer/ONLY FOR TYCO Brasilien/BRASIL	925596-8	CuSn4	verzinnt/ELECTRO TIN	925590-8	Y
	925596-6	CuSn4	versilbert/SILVER PLATED $\triangle 1$	925590-6	Y
	925596-5	CuSn4	blank/PLAIN	925590-5	Y
	925596-4	CuZn30	vorversilbert/PRESILVER	925590-4	Y
	925596-3	CuSn4	vergoldet/GOLD PLATED $\triangle 1$	925590-3	Y
	925596-2	CuSn4	vorverzinnt/PRETINED	925590-2	Y
	925596-1	CuZn30	vorverzinnt/PRETINED	925590-1	Y
Bemerkungen/NOTES	LOOSE PIECE MATERIAL	SURFACE COLOR		PART NO	REV

THIS DRAWING IS A CONTROLLED DOCUMENT.

DIMENSIONS: mm	TOLERANCES UNLESS OTHERWISE SPECIFIED: ±0.2
	0 PLC 1 PLC 2 PLC 3 PLC 4 PLC ANGLES FINISH
MATERIAL	-

DWN	19SEP2005
CHK	Abraham.G.
CHK	20SEP2005
CHK	Brunner.M.
APVD	21SEP2005
APVD	Bleicher.M.
PRODUCT SPEC	108-18053
APPLICATION SPEC	114-18079
WEIGHT	0.35 g

STE TE Connectivity	
NAME: Junior-Timer-Kontakt JUNIOR-TIMER-CONTACT	
SIZE: A3	CAGE CODE: 00779
DRAWING NO: C-925590	RESTRICTED TO: -
SCALE: 5:1	SHEET: 1 OF 1
Customer Drawing	REV: Y3