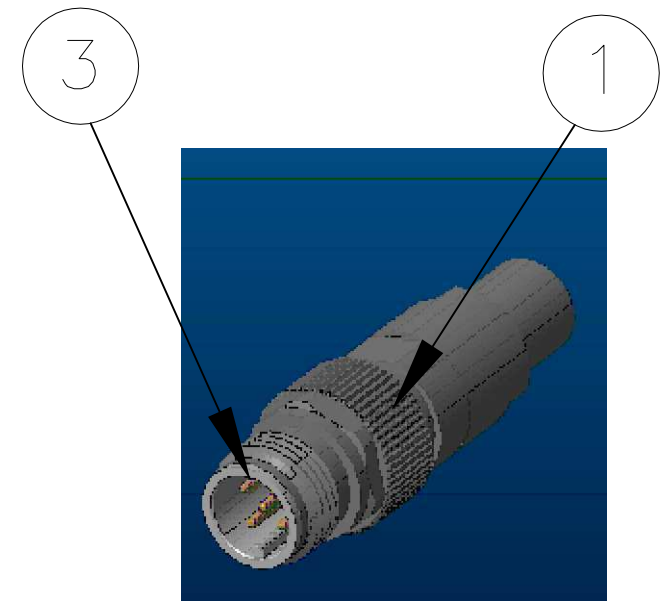
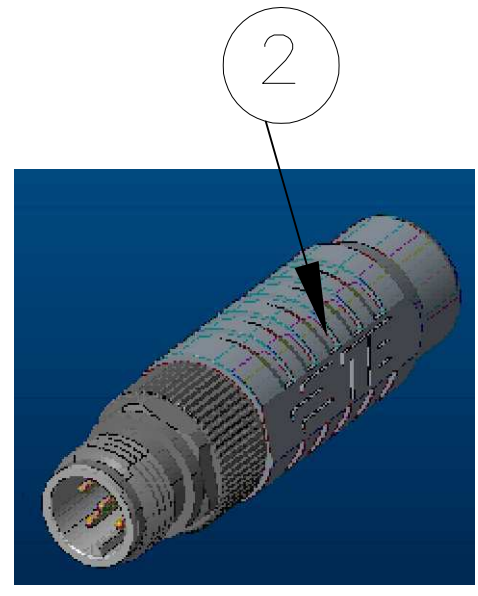
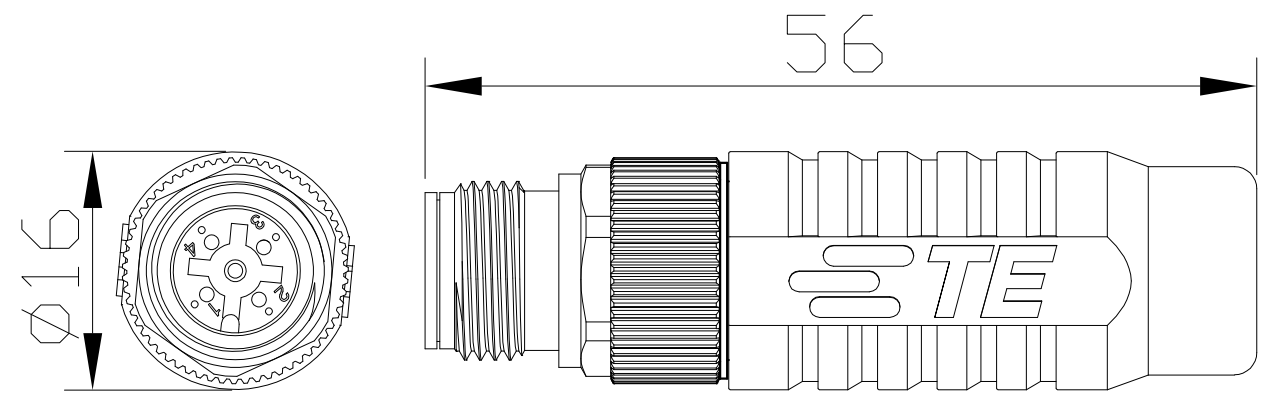


THIS DRAWING IS UNPUBLISHED. RELEASED FOR PUBLICATION NOV ,2007.
 © COPYRIGHT 2007 By - ALL RIGHTS RESERVED.

LOC	DIST	REVISIONS					
E	B	P	LTR	DESCRIPTION	DATE	DWN	APVD
		A		FIRST RELEASE	07DEC2015	GG	JS

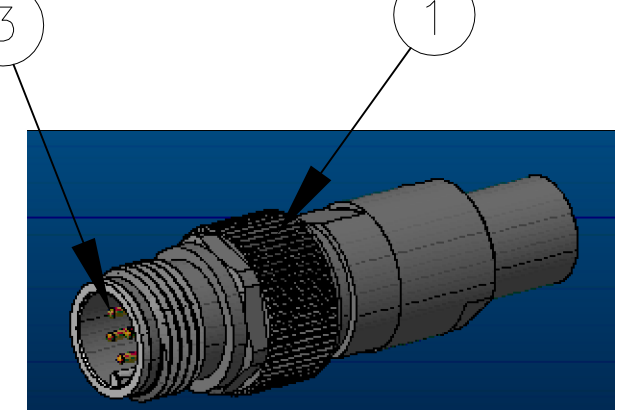
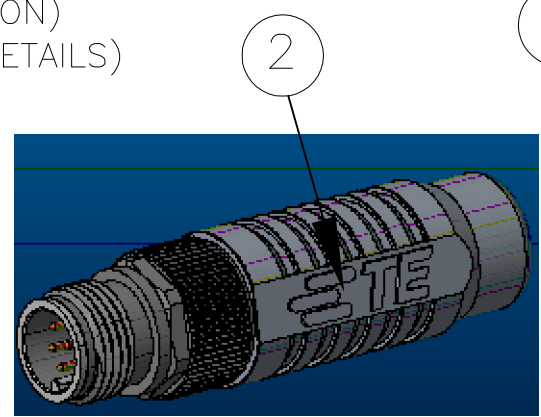
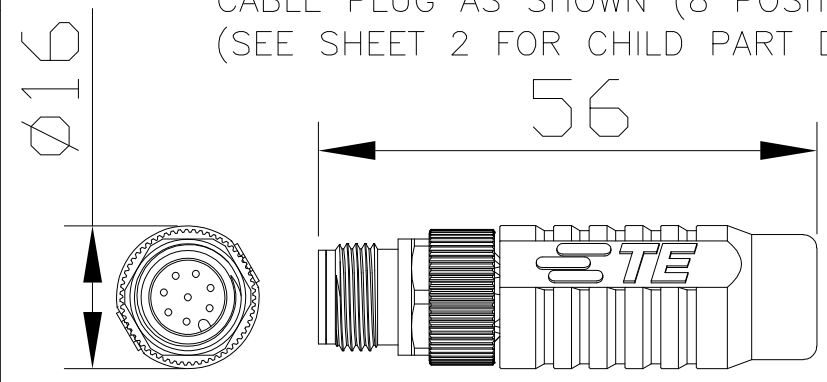
PROJECT	PRJ-14-000004825
PART NO	X-2823449-X
HV DESC	M12, A-CODED,RAIL MALE CRIMP
CUSTOMER	GENERAL MARKET

CABLE PLUG AS SHOWN (5 POSITION)
 (SEE SHEET 2 FOR CHILD PART DETAILS)



CODE	TE FG PN'S	NUMBER OF POLES IN CONNECTOR	NUMBER OF CONTACTS REQUIRED	CABLE PLUG	CABLE REFERENCE	AWG	TE HAND TOOL PN & TE INSERT PN	CRIMP TOOL TE PN FOR CRIMP FLANGE/SLEEVE	CRIMP INSERT TE PN'S	CABLE JACKET STRIPPING TOOL TE PN	ASSEMBLY TOOL HANDLE FOR CRIMP FLANGE TE PN	UNIVERSAL INSERT TE PN (ALL M12 CODES)	ASSEMBLY TOOL FRONT HOUSING AND BACK NUT TE PN	CABLE COLOUR	NUMBER OF WIRES PER CABLE	CABLE MANUFACTURER	CABLE PN
A code	1-2823449-1	5	4	x	Cat 5 Radox 6.6mm	AWG22	601967 & 601966	1-2823557-1	1-2823558-3	1-2823559-1	1-2823560-1	1-2823561-1	1-2823564-1	BLACK	4	H & S	12584038
A code	1-2823449-2	5	4	x	Cat 5 Radox 7.3mm	AWG22			1-2823558-4					BLACK	4	H & S	12568935
A code	1-2823449-3	5	4	x	Cat 5 Radox 8.3mm	AWG20			1-2823558-6					BLACK	4	H & S	12585489
A code	1-2823449-4	8	4	x	Cat 5 Radox 7.3mm	AWG22			1-2823558-4					BLACK	4	H & S	12568935
A code	1-2823449-5	8	4	x	Cat 5 Radox 6.6mm	AWG22			1-2823558-3					BLACK	4	H & S	12584038

CABLE PLUG AS SHOWN (8 POSITION)
 (SEE SHEET 2 FOR CHILD PART DETAILS)



NOTES:

- MATERIAL:
 ITEM NO. 1: HOUSING - BRASS, NICKEL PLATED.
 ITEM NO. 2: PLASTIC BODY - PA (UL94 V-0).
 ITEM NO. 3: CONTACT FINISH - Au (gold).
 CONTACT - CuZn (Brass).
- ALL DIMENSIONS ARE FOR NOMINAL REFERENCE ONLY.
 - PACKAGING: 1 PIECE IN A BAG.
 - THE CONNECTOR IS AS PER IEC 61076-2-101.
 - TEMPERATURE RANGE: -40°C TO 85°C (WITH CABLE BOOT),
 -30°C TO 85°C (WITHOUT CABLE BOOT).
 - VIBRATION & SHOCK TEST CONDUCTED AS PER IEC 61373:1999.
 - FIRE PERFORMANCE CONDUCTED AS PER EN45545-2, NFF16-101 AND NFF16-102.
 - THE THREAD OF THE MATING INTERLACE WITH THE COUNTERPART IS M12x1 ACCORDING TO IEC61076-2-101.
 - REFER SPEC NO 408-156019 FOR INSTRUCTION SHEET (8 POSITION).
 - REFER SPEC NO 408-156022 FOR INSTRUCTION SHEET (5 POSITION).
 - CRIMP INSERT: SHOULD BE VALIDATED ON CABLE USED.
 - CUSTOMER SHOULD SELECT THE CONTACTS POSITIONS, BASED ON HIS REQUIREMENT.

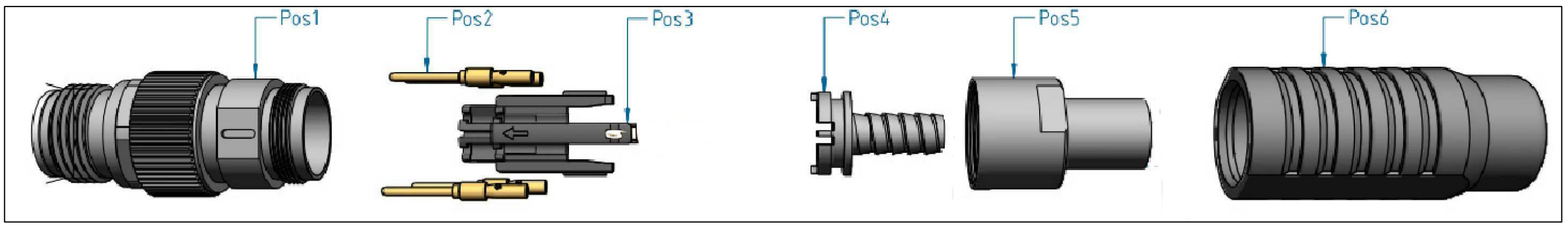
THIS DRAWING IS A CONTROLLED DOCUMENT.		DWN	GUNA	07DEC2015	 TE Connectivity	NAME		M12, A-CODED RAIL MALE, CRIMP CONNECTORS				
DIMENSIONS: MM		CHK	GANI	07DEC2015		PRODUCT SPEC		108-156001	SIZE	CAGE CODE	DRAWING NO	RESTRICTED TO
TOLERANCES UNLESS OTHERWISE SPECIFIED:		APVD	JAYANTH	07DEC2015		APPLICATION SPEC		114-156002	114-156002	A300779	C-2823449	-
MATERIAL		WEIGHT		24 g		CUSTOMER DRAWING		SCALE	NTS	SHEET	1 OF 2	REV

THIS DRAWING IS UNPUBLISHED. RELEASED FOR PUBLICATION NOV ,2007.
 © COPYRIGHT 2007 By - ALL RIGHTS RESERVED.

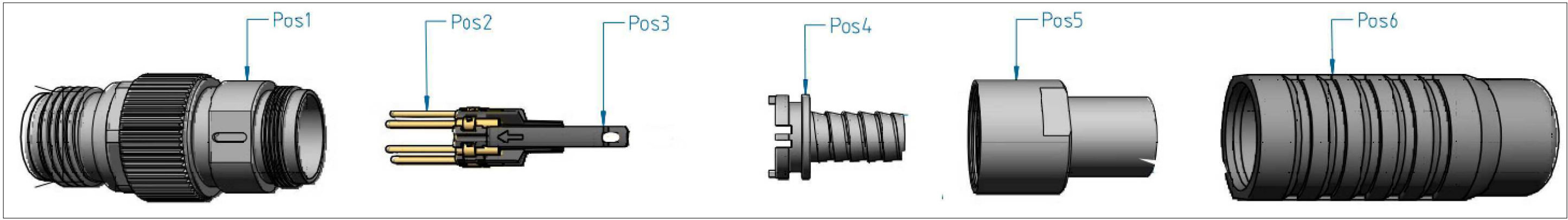
LOC	DIST	REVISIONS					
E	B	P	LTR	DESCRIPTION	DATE	DWN	APVD
		-		SEE SHEET 1	-	-	-

PROJECT	PRJ-14-000004825
PART NO	X-2823449-X
HV DESC	M12, A-CODED,RAIL MALE,CRIMP
CUSTOMER	GENERAL MARKET

CABLE PLUG AS SHOWN (5 POSITION)



CABLE PLUG AS SHOWN (8 POSITION)



6	GRIP BOOT	1	PC
5	BACK NUT & CRIMP SLEEVE	1	PC
4	CRIMP INSERT	1	PC
3	CONTACT HOLDER	1	PC
2	CRIMP CONTACTS MACHINED	4	PC
1	FRONT HOUSING	1	PC
Position	DESCRIPTION	QTY	UNIT

THIS DRAWING IS A CONTROLLED DOCUMENT.

DIMENSIONS: MM	TOLERANCES UNLESS OTHERWISE SPECIFIED:
	0 PLC ± - 1 PLC ± - 2 PLC ± - 3 PLC ± - 4 PLC ± - ANGLES ± -
MATERIAL	FINISH
-	-

DWN	GUNA	07DEC2015
CHK	GANI	07DEC2015
APVD	JAYANTH	07DEC2015
PRODUCT SPEC	-	
APPLICATION SPEC	-	
WEIGHT	24 g	
CUSTOMER DRAWING	-	

STE TE Connectivity

NAME: M12, A-CODED RAIL MALE, CRIMP CONNECTORS

SIZE	CAGE CODE	DRAWING NO	RESTRICTED TO
A3	00779	C-2823449	-

SCALE: NTS SHEET: 2 OF 2 REV: A