CIRCUITS	WHITE	BLACK	RED	BLUE	YELLOW	GREEN	DIM A	DIM B	DIM C	16	15	14	13	12	11	10	9	8	7	6	5	4	3	2	1
	MOLEX P/N																								
16	48107-1610	48107-1611	48107-1612	48107-1613	48107-1614	48107-1615	30.00	33.90	32.60	O	K1	O	O	O	O	O	K2	O	O	O	O	O	O	K1	O
15	48107-1510	48107-1511	48107-1512	48107-1513	48107-1514	48107-1515	28.00	31.90	30.60		O	K1	O	O	O	O	O	K2	O	O	O	O	O	K1	O
14	48107-1410	48107-1411	48107-1412	48107-1413	48107-1414	48107-1415	26.00	29.90	28.60			O	K1	O	O	O	O	K2	O	O	O	O	O	K1	O
13	48107-1310	48107-1311	48107-1312	48107-1313	48107-1314	48107-1315	24.00	27.90	26.60				O	K1	O	O	O	O	K2	O	O	O	O	K1	O
12	48107-1210	48107-1211	48107-1212	48107-1213	48107-1214	48107-1215	22.00	25.90	24.60					O	K1	O	O	O	K2	O	O	O	O	K1	O
11	48107-1110	48107-1111	48107-1112	48107-1113	48107-1114	48107-1115	20.00	23.90	22.60						O	K1	O	O	O	K2	O	O	O	K1	O
10	48107-1010	48107-1011	48107-1012	48107-1013	48107-1014	48107-1015	18.00	21.90	20.60							O	K1	O	O	K2	O	O	O	K1	O
9	48107-0910	48107-0911	48107-0912	48107-0913	48107-0914	48107-0915	16.00	19.90	18.60								O	K1	O	O	O	O	O	K1	O
8	48107-0810	48107-0811	48107-0812	48107-0813	48107-0814	48107-0815	14.00	17.90	16.60									O	K1	O	O	O	O	K1	O
7	48107-0710	48107-0711	48107-0712	48107-0713	48107-0714	48107-0715	12.00	15.90	14.60										O	K1	O	O	O	K1	O
6	48107-0610	48107-0611	48107-0612	48107-0613	48107-0614	48107-0615	10.00	13.90	12.60											O	K1	O	O	K1	O
5	48107-0510	48107-0511	48107-0512	48107-0513	48107-0514	48107-0515	8.00	11.90	10.60												K1	O	O	O	K1
4	48107-0410	48107-0411	48107-0412	48107-0413	48107-0414	48107-0415	6.00	9.90	8.60													K1	O	O	K1
3	48107-0310	48107-0311	48107-0312	48107-0313	48107-0314	48107-0315	4.00	7.90	6.60														K1	O	K1
2	48107-0210	48107-0211	48107-0212	48107-0213	48107-0214	48107-0215	2.00	5.90	4.60															K1	K1

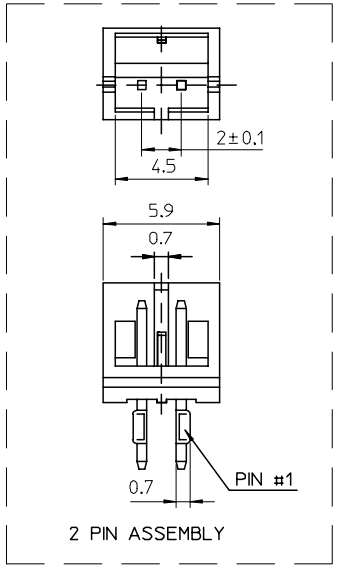

2 PIN ASSEMBLY

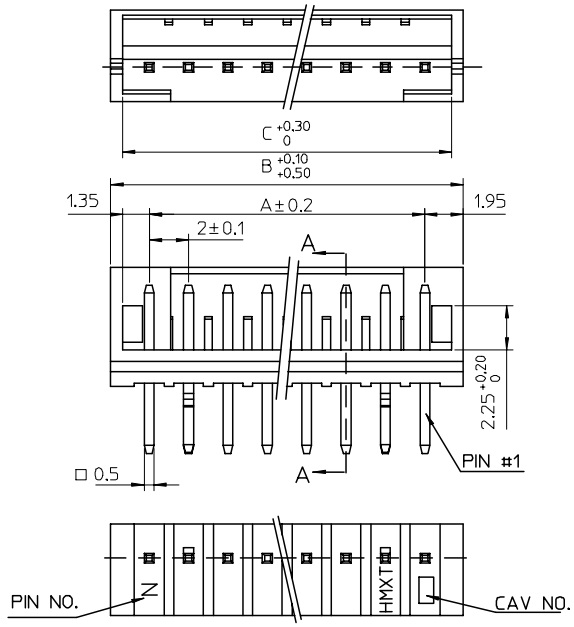

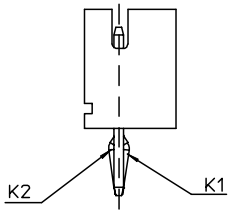

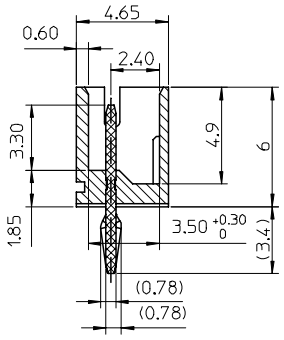

SECTION A-A

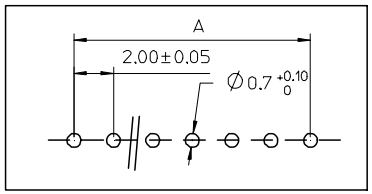

RECOMMENDED PCB LAYOUT

△C PCB THICKNESS: 1.60±0.05 MM

NOTES:

△B 1.MATERIAL:
HOUSING: NYLON 66, UL94V-0, COLOR: SEE TABLE.
CONTACT: BRASS .

△B 2.PLATING:
2um (MIN.) Ni UNDERPLATE ALL OVER, 2um~3um TIN ALL OVER.

3.SPECIFICATIONS:
CURRENT PATING: 100 V DC/AC, 2.0 A.
DIELECTRIC WITHSTANDING STRENGTH: 800 V AC FOR 1 MIN.

4.PACKAGE : REFER TO PK-48107-001

5.PRODUCT SPEC: REFER TO PS-48107-001.

6.TEST SUMMARY: REFER TO TS-48107-001.

7.MATE WITH HOUSING 48106 SERIES, TERMINAL 48105 SERIES.

REV	DESCRIPTION	
	REVISED	
	EC NO: SH2006-0795	2006/06/08
	DRWN:EKA001	2006/06/08
	CHKD:	2006/06/08
	APPR:WMSCHANG	2006/06/08

QUALITY SYMBOLS
▼=0
△C=0

GENERAL TOLERANCES (UNLESS SPECIFIED)

	mm	INCH
4 PLACES	± ---	± ---
3 PLACES	± ---	± ---
2 PLACES	± 0.25	± ---
1 PLACE	± 0.25	± ---
ANGULAR ± 3 °		

DRAFT WHERE APPLICABLE MUST REMAIN WITHIN DIMENSIONS

DIMENSION STYLE: MM ONLY
SCALE: 1:1
DESIGN UNITS: METRIC
THIRD ANGLE PROJECTION

		DATE
DRAWN BY	JG.WEN	2004/02/26
CHECKED BY	SAM SHIN	2004/02/26
APPROVED BY	WILSON	2004/02/26

TITLE: 2.0 MM PITCH WIRE TO BOARD HEAD ASSEMBLY (VERTICAL TYPE)

molex MOLEX INCORPORATED

MATERIAL NO.: SEE TABLE
DOCUMENT NO.: SD-48107-001
SHEET NO.: 1 OF 1
SIZE: A3

THIS DRAWING CONTAINS INFORMATION THAT IS PROPRIETARY TO MOLEX INCORPORATED AND SHOULD NOT BE USED WITHOUT WRITTEN PERMISSION

CIRCUITS	WHITE	BLACK	RED	BLUE	YELLOW	GREEN	DIM A	DIM B	DIM C	16	15	14	13	12	11	10	9	8	7	6	5	4	3	2	1
	MOLEX P/N																								
16	48107-1620	48107-1621	48107-1622	48107-1623	48107-1624	48107-1625	30.00	33.90	32.60	O	K1	O	O	O	O	O	K2	O	O	O	O	O	O	K1	O
15	48107-1520	48107-1521	48107-1522	48107-1523	48107-1524	48107-1525	28.00	31.90	30.60		O	K1	O	O	O	O	O	K2	O	O	O	O	O	K1	O
14	48107-1420	48107-1421	48107-1422	48107-1423	48107-1424	48107-1425	26.00	29.90	28.60			O	K1	O	O	O	O	K2	O	O	O	O	O	K1	O
13	48107-1320	48107-1321	48107-1322	48107-1323	48107-1324	48107-1325	24.00	27.90	26.60				O	K1	O	O	O	O	K2	O	O	O	O	K1	O
12	48107-1220	48107-1221	48107-1222	48107-1223	48107-1224	48107-1225	22.00	25.90	24.60					O	K1	O	O	O	K2	O	O	O	O	K1	O
11	48107-1120	48107-1121	48107-1122	48107-1123	48107-1124	48107-1125	20.00	23.90	22.60						O	K1	O	O	O	K2	O	O	O	K1	O
10	48107-1020	48107-1021	48107-1022	48107-1023	48107-1024	48107-1025	18.00	21.90	20.60							O	K1	O	O	K2	O	O	O	K1	O
9	48107-0920	48107-0921	48107-0922	48107-0923	48107-0924	48107-0925	16.00	19.90	18.60								O	K1	O	O	O	O	O	K1	O
8	48107-0820	48107-0821	48107-0822	48107-0823	48107-0824	48107-0825	14.00	17.90	16.60									O	K1	O	O	O	O	K1	O
7	48107-0720	48107-0721	48107-0722	48107-0723	48107-0724	48107-0725	12.00	15.90	14.60										O	K1	O	O	O	K1	O
6	48107-0620	48107-0621	48107-0622	48107-0623	48107-0624	48107-0625	10.00	13.90	12.60											O	K1	O	O	K1	O
5	48107-0520	48107-0521	48107-0522	48107-0523	48107-0524	48107-0525	8.00	11.90	10.60												K1	O	O	O	K1
4	48107-0420	48107-0421	48107-0422	48107-0423	48107-0424	48107-0425	6.00	9.90	8.60													K1	O	O	K1
3	48107-0320	48107-0321	48107-0322	48107-0323	48107-0324	48107-0325	4.00	7.90	6.60														K1	O	K1
2	48107-0220	48107-0221	48107-0222	48107-0223	48107-0224	48107-0225	2.00	5.90	4.60															K1	K1

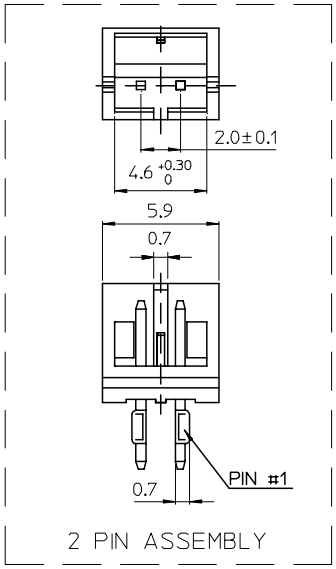

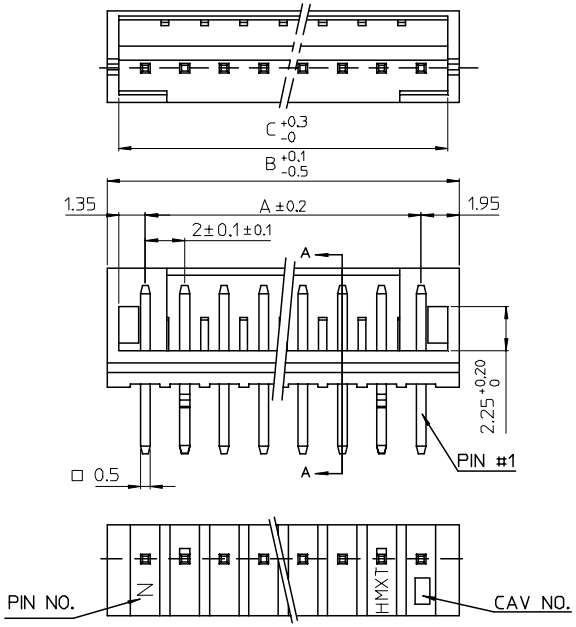

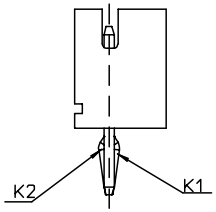

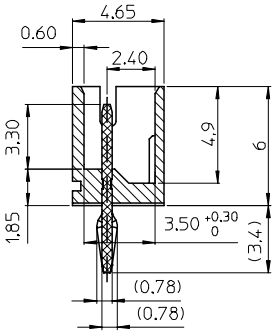

SECTION A-A

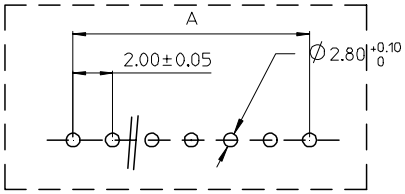

RECOMMENDED PCB LAYOUT

△C PCB THICKNESS: 1.60±0.05 MM

NOTES:
1.MATERIAL:
HOUSING: NYLON 66, GLASS FILLED UL94V-0, COLOR: SEE TABLE.
CONTACT: BRASS .
△B 2.PLATING:
2um (MIN.) Ni UNDERPLATE ALL OVER,2um~3um Sn ALL OVER.
3.SPECIFICATIONS:
CURRENT PATING: 100 V DC/AC, 2.0 A.
DIELECTRIC WITHSTANDING STRENGTH: 800 V AC FOR 1 MIN.
4.PACKAGE : REFER TO PK-48107-002
5.PRODUCT SPEC: REFER TO PS-48107-002.
6.TEST SUMMARY: REFER TO TS-48107-002.
7.MATE WITH HOUSING 48106 SERIES, TERMINAL 48105 SERIES.

REV	DESCRIPTION	
C	REVISED	
	EC NO: SH2006-0795	2006/06/08
	DRWN:EKA001	2006/06/08
	CHKD:	2006/06/08
	APPR:WMSCHANG	2006/06/08

QUALITY SYMBOLS
▼=0
△C=0

GENERAL TOLERANCES (UNLESS SPECIFIED)

	mm	INCH
4 PLACES	± ---	± ---
3 PLACES	± ---	± ---
2 PLACES	± 0.25	± ---
1 PLACE	± 0.25	± ---
ANGULAR ± 3 °		

DRAFT WHERE APPLICABLE MUST REMAIN WITHIN DIMENSIONS

DIMENSION STYLE: MM ONLY
SCALE: 1:1
DESIGN UNITS: METRIC
THIRD ANGLE PROJECTION

DRAWN BY: JG.WEN DATE: 2004/05/06
CHECKED BY: SAM SHIN DATE: 2004/05/06
APPROVED BY: WILSON DATE: 2004/05/06

TITLE: 2.0 MM PITCH WIRE TO BOARD HEAD ASSEMBLY (VERTICAL TYPE)

molex MOLEX INCORPORATED

MATERIAL NO.: SEE TABLE
DOCUMENT NO.: SD-48107-002
SHEET NO.: 1 OF 1
SIZE: A3

THIS DRAWING CONTAINS INFORMATION THAT IS PROPRIETARY TO MOLEX INCORPORATED AND SHOULD NOT BE USED WITHOUT WRITTEN PERMISSION