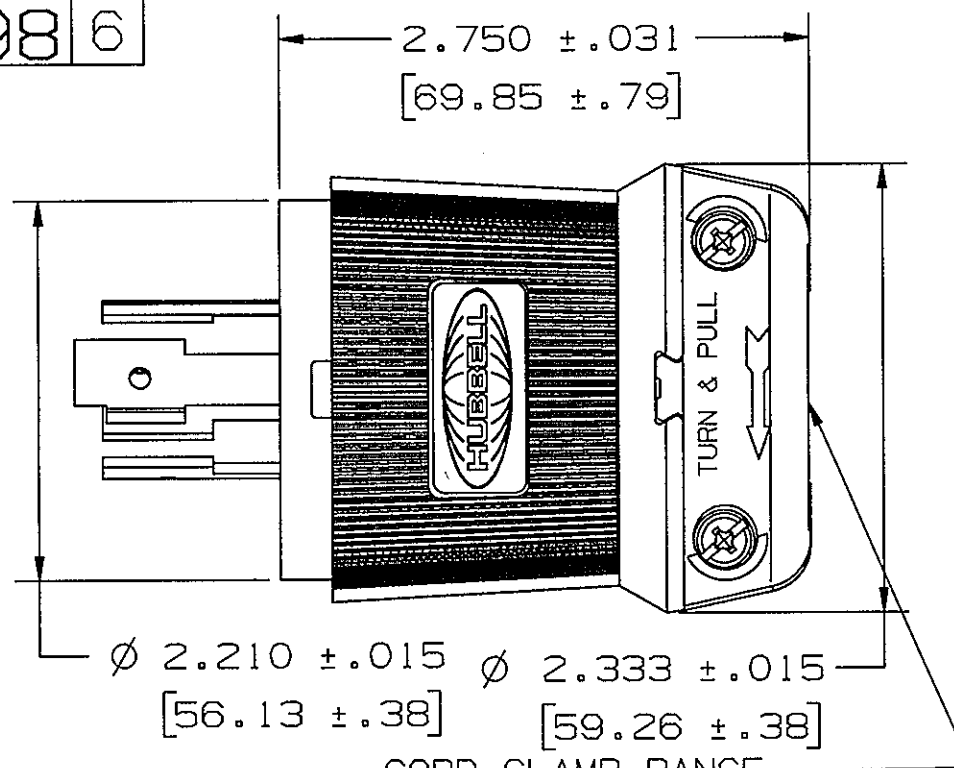
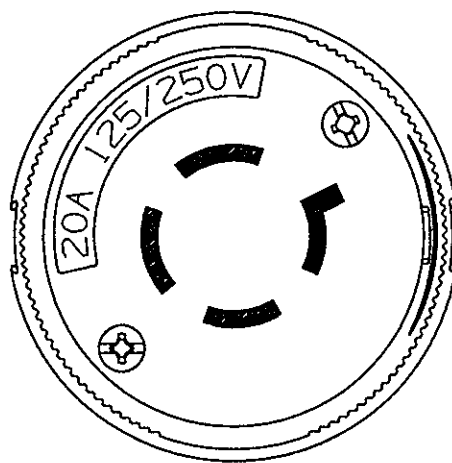
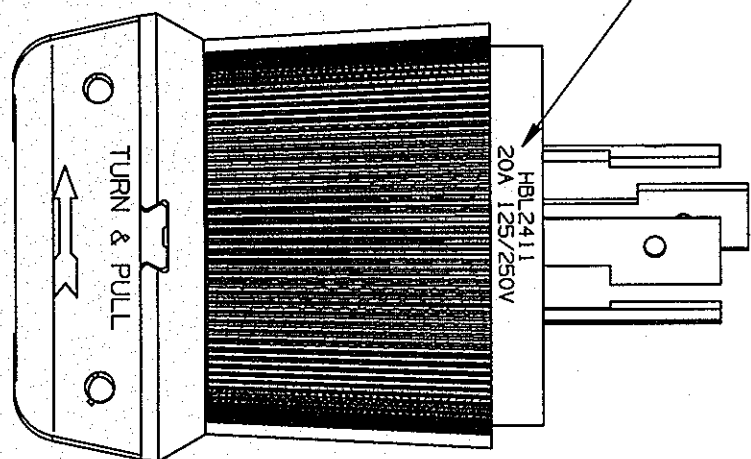


M-7898 6

CAT NO. & RATING PRINTED ON BLADE HOLDER, COLOR CODE BY VOLTAGE



CORD CLAMP RANGE
 ϕ .35-1.15 [8.89-29.21]

LIST OF PARTS

DESCRIPTION	MATERIAL	FINISH
COVER	NYLON	BLACK
CORD CLAMP	NYLON	NATURAL
BLADE HOLDER	NYLON	NATURAL
RETAINER	POLY	CLEAR
BLADE	CARBONATE	
	.060	
CENTER GROUND	BRASS	
BLADE & TERM LUG (5 WIRE)	BRASS	
WIRE CLAMP	.080	NICKEL PLATE
	CRS	[A]
#10 TERMINAL SCREWS	BRASS	[A]
#10 GROUND SCREW	BRASS	GREEN
ASSEMBLY FASTENERS	STEEL	ZINC PLATE
DUST SHIELD	TPE	BLACK

NEMA NO.	RATING	POLE/WIRE	CAT NO.	CORROSION RESISTANT [B]	ALL BLACK [C]	VOLTAGE COLOR CODE	UL	CSA	FED	CONFIGURATION
L14-20P	125/250V	3P/4W GROUNDING	HBL2411	HBL24CM11	HBL2411BK	ORANGE	YES	YES	YES	
L15-20P	3 ϕ 250 VAC	3P/4W GROUNDING	HBL2421	HBL24CM21	-----	BLUE	YES	YES	YES	
L16-20P	3 ϕ 480 VAC	3P/4W GROUNDING	HBL2431	HBL24CM31	-----	RED	YES	YES	YES	
L18-20P	3 ϕ Y 120/208VAC	4P/4W NON-GROUNDING	HBL2441	-----	-----	BLUE	YES	NO	YES	
L19-20P	3 ϕ Y 277/480VAC	4P/4W NON-GROUNDING	HBL2451	-----	-----	RED	YES	NO	YES	
L20-20P	3 ϕ Y 347/600VAC	4P/4W NON-GROUNDING	HBL2461	-----	-----	BLACK	YES	NO	YES	
L21-20P	3 ϕ Y 120/208VAC	4P/5W GROUNDING	HBL2511	HBL25CM11	HBL2511BK	BLUE	YES	YES	YES	
L22-20P	3 ϕ Y 277/480VAC	4P/5W GROUNDING	HBL2521	-----	-----	RED	YES	YES	YES	
L23-20P	3 ϕ Y 347/600VAC	4P/5W GROUNDING	HBL2531	-----	-----	BLACK	YES	YES	YES	

- [A] WHITE FINISH ON NEUTRAL CONTACT WHEN USED.
- [B] CM DEVICES SAME AS ABOVE EXCEPT: COVER & CORD CLAMP YELLOW TERMINAL SCREWS & CONTACT-NICKEL PLATED. WIRE CLAMPS - BRASS, NICKEL PLATE ASSEM FASTENERS - STAINLESS STEEL.
- [C] BK DEVICES ARE SAME AS ABOVE EXCEPT ALL BLACK.

- NOTES:
- ALL SCREWS ARE COMBINATION PHILLIPS/SLOTTED/ROBERTSON HEAD.
 - DIMENSIONS ARE IN INCHES [mm].

SYM	REVISIONS	APP	DATE
6	TABLE ADDED CONFIGURATION COLUMN. PER DCN 21792 SPN	DJP	11/24/15
5	ADDED DUST SHIELD TO LIST OF PARTS PER DCN 15675 SPN	DJP	4/22/09
4	ADDED TOLERANCES TO DIMS. TABLE, ADDED COLUMNS ALL BLACK, UL, CSA, AND FED. ADDED NOTE D. PER DCN 11276 SPN	CAC	11/18/03
3	REMOVED CANADIAN CATALOGS PER DCN #7772. AMZ	DB	8/21/00
2	REVISED VIEWS TO NEW TRI-DRIVE SCREWS; REVISED NOTE TO INCLUDE NEW TRI-DRIVE SCREWS PER DCN 7553 RCM	DB	5/31/00
1	RELEASED PER DCN 5220-13 B.C.	DJP	03/12/98

THE DESIGN AND DIMENSIONS OF THE PRODUCT SHOWN ON THIS DRAWING ARE SUBJECT TO CHANGE WITHOUT NOTICE

TITLE
 20A 4 & 5-WIRE TWIST-LOCK PLUG

TOLERANCES UNLESS OTHERWISE SPECIFIED	WIRING DEVICE-KELLEMS HUBBELL INCORPORATED SHELTON, CT	
.XX = ±.01	DR. BY B.C.	APP. BY DJP
.XXX = ±.005	TR. BY	SCALE 1:1
ANGLES = ±2°	CHK. BY DJP	DATE 02/12/98

DIMENSION SHEET FOR CAT. NO. SEE TABLE
 REPAIRABLE
 NON-REPAIRABLE
 B
 M-7898
 5