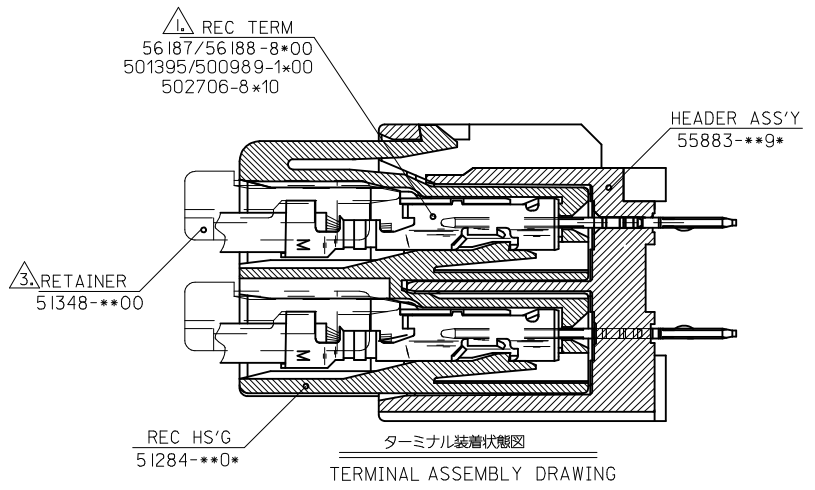
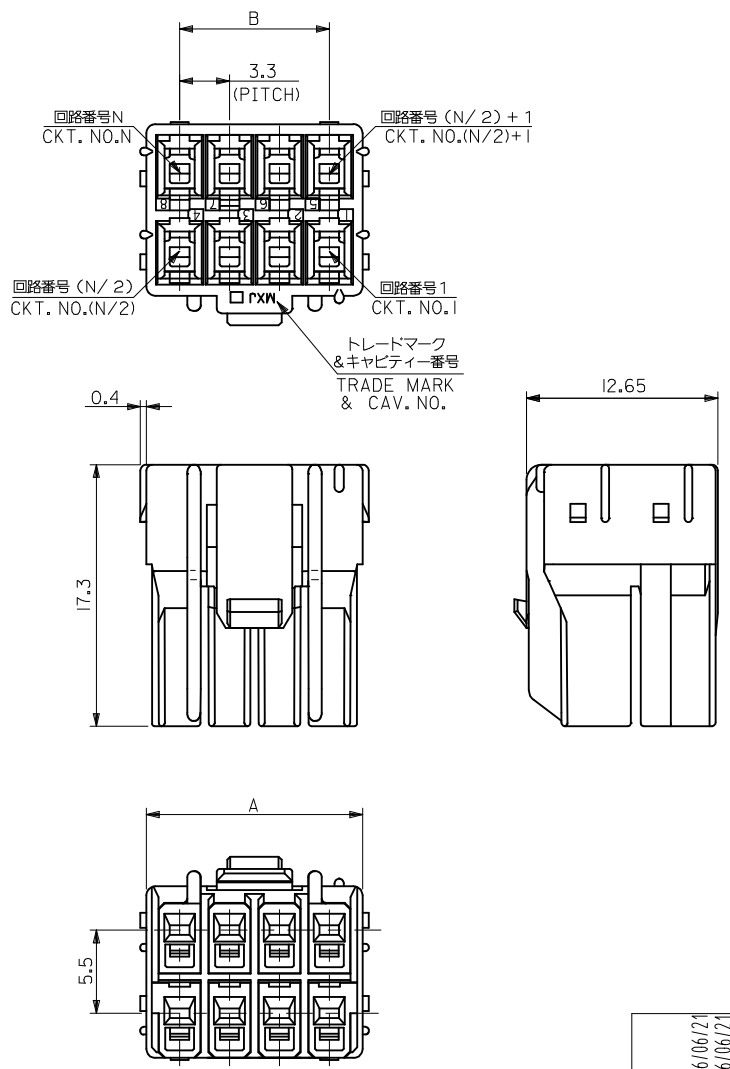


注記
NOTES

- 1. 適合ターミナル : 56187/56188/501395/500989/502706 シリーズ
APPLICABLE TERMINAL : 56187/56188/501395/500989/502706 SERIES
- 2. 嵌合相手 : 55883シリーズ
MATE WITH : 55883 SERIES
- 3. 適合リテーナー : 51348-***00シリーズ
APPLICABLE RETAINER : 51348-***00 SERIES
- 4. 材質 : NYLON66, UL94V-0
- 5. 誤嵌合防止キー
MATING KEY
- 6. ELV及びRoHS 適合品
ELV AND RoHS COMPLIANT



55883-1090			13.2	17.6	51284-1000	10
55883-089*	OPPOSITE SIDE FROM LOCK	NATURAL	9.9	15.2	51284-0800	8
55883-0690			6.6	11.9	51284-0600	6
MATE WITH	MATING KEY POSITION (SEE SHEET 2 OF 2)	COLOR	B	A	PLASTIC BAG オーダー番号 ORDER No.	極数 CIRCUITS

REVISED EC NO: J2016-1284 DRWN: MISHIKAWA 2016/06/21 CHKD: Y01TO 2016/06/21 APPR: Y01TO 2016/06/22	GENERAL TOLERANCES (UNLESS SPECIFIED)			DIMENSION STYLE MM ONLY		SCALE ---	DESIGN UNITS METRIC		CONNECTOR SERIES No. 51284-***0*	
	0.25 UNDER	UNDER	±0.03	DRAWN BY	DATE	TITLE				
	0.25 OVER	0.5 UNDER	±0.05	T. ODA	'04/01/15	3.3 W/B CONN REC HSG				
	0.5 OVER	1.0 UNDER	±0.1	CHECKED BY	DATE					
	1.0 OVER	30 UNDER	±0.2	S. ICHIKAWA	'04/01/22					
10 OVER	30 UNDER	±0.25	APPROVED BY	DATE	MATERIAL NO.		DOCUMENT NO.		SHEET NO.	
30 OVER		±0.3	Y0. ITO	'04/01/22	SEE TABLE		SD-51284-001		1 OF 2	
ANGULAR ±3 °				DRAFT WHERE APPLICABLE MUST REMAIN WITHIN DIMENSIONS		THIS DRAWING CONTAINS INFORMATION THAT IS PROPRIETARY TO MOLEX ELECTRONIC TECHNOLOGIES, LLC AND SHOULD NOT BE USED WITHOUT WRITTEN PERMISSION				

10 9 8 7 6 5 4 3 2 1

F

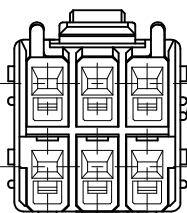
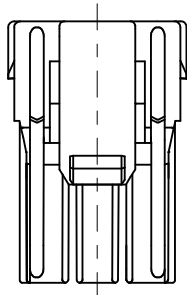
E

D

C

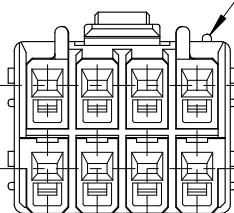
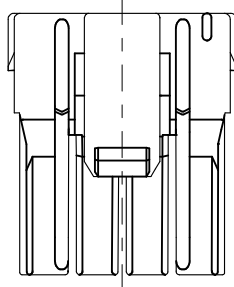
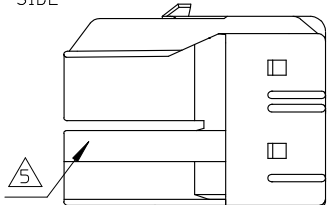
B

A



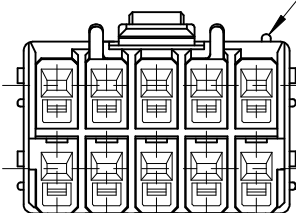
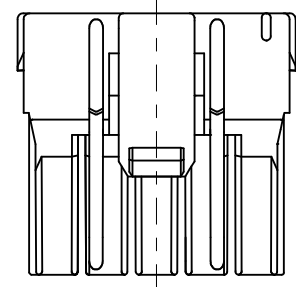
SHAPE OF
51284-0600

回路番号1側
CKT. NO.1
SIDE



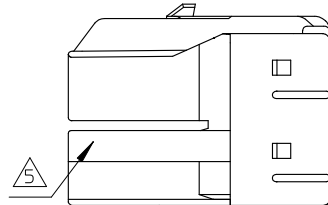
SHAPE OF
51284-0800

回路番号1側
CKT. NO.1
SIDE



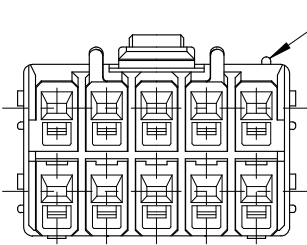
SHAPE OF
51284-1000

回路番号1側
CKT. NO.1
SIDE



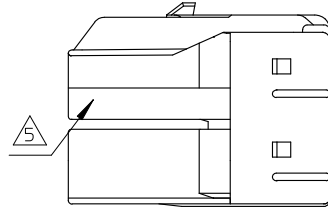
MATING KEY POSITION : OPPOSITE SIDE FROM LOCK (COLOR : NATURAL)

極数レイアウト図
LAYOUT OF
EACH CIRCUITS



SHAPE OF
51284-1001

回路番号1側
CKT. NO.1
SIDE



MATING KEY POSITION : LOCK SIDE (COLOR : BLACK)

CONNECTOR SERIES No. 51284-**0*

REVISED EC NO: J2016-1284 DRWN: MISHIKAWA 2016/06/21 CHKD: Y01TO 2016/06/21 APPR: Y01TO 2016/06/22	GENERAL TOLERANCES (UNLESS SPECIFIED)			DIMENSION STYLE MM ONLY		SCALE ---	DESIGN UNITS METRIC	THIRD ANGLE PROJECTION
	0.25 UNDER	UNDER	±0.03	DRAWN BY T.ODA	DATE '04/01/15	TITLE 3.3 W/B CONN REC HSG		
	0.25 OVER	0.5 UNDER	±0.05	CHECKED BY S. ICHIKAWA	DATE '04/01/22	3.3 mm WIRE TO BOARD CONN. RECEPTACLE HOUSING		
	0.5 OVER	1.0 UNDER	±0.1	APPROVED BY Y0. ITO	DATE '04/01/22			
	1.0 OVER	10 UNDER	±0.2	MATERIAL NO.	DOCUMENT NO.	SHEET NO.		
	10 OVER	30 UNDER	±0.25	SEE SHEET 1		SD-51284-001		2 OF 2
30 OVER		±0.3	DRAFT WHERE APPLICABLE MUST REMAIN WITHIN DIMENSIONS		THIS DRAWING CONTAINS INFORMATION THAT IS PROPRIETARY TO MOLEX ELECTRONIC TECHNOLOGIES, LLC AND SHOULD NOT BE USED WITHOUT WRITTEN PERMISSION			
ANGULAR	±3 °		SIZE A3					

9 8 7 6 5 4 3 2 1