DWG. NO. SD-51346-001

本図は2列品を示す

DUAL ROW ASS'Y

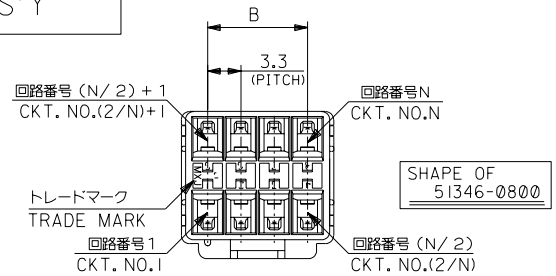

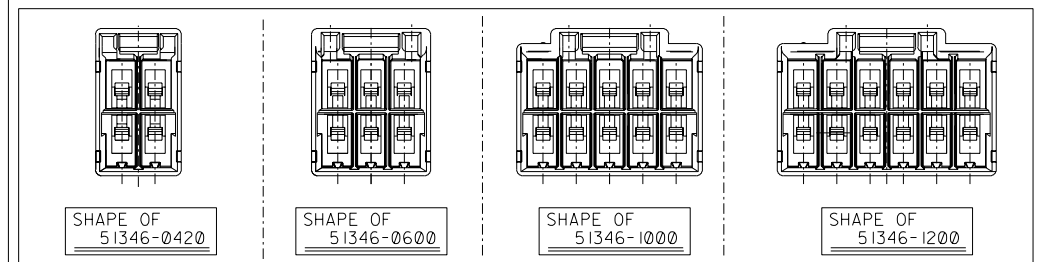

極数レイアウト図

LAYOUT OF EACH CKTS.

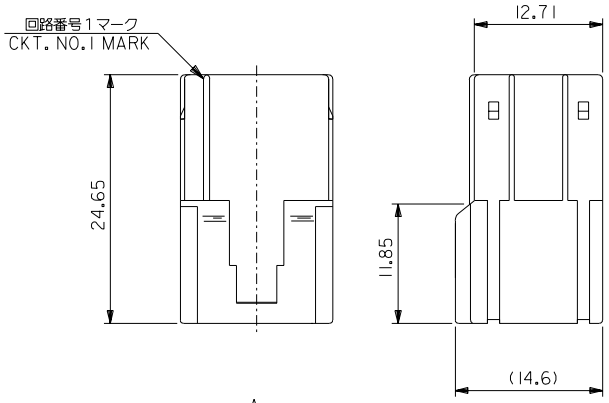

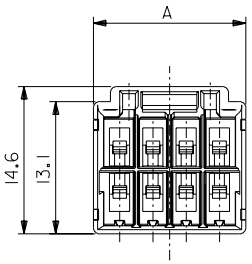

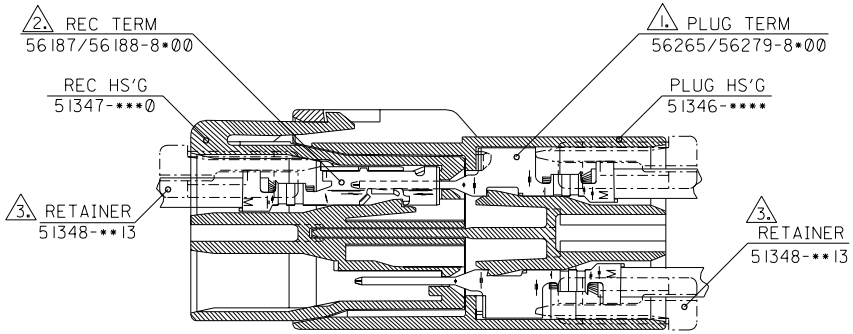

ターミナル装着・嵌合状態図

TERMINAL ASSEMBLY & MATING CONDITION

注記 NOTES

1. 適合ターミナル：56265/56279シリーズ
APPLICABLE TERMINAL : 56265/56279 SERIES

2. 適合ターミナル：56187/56188シリーズ
APPLICABLE TERMINAL : 56187/56188 SERIES

3. 適合リテーナー : 51348-**1* シリーズ
APPLICABLE RETAINER : 51348-**1* SERIES

4. 材料 MATERIAL : NYLON66, UL94V-0

MATE WITH	CONFORMABLE-RETAINER	COLOR	B	A	CKT.	MATERIAL NO.	MODEL NO.
51347-1200	51348-0613	NATURAL	16.5	21.7	12	51346-1200	51346-****
-1000	-0513		13.2	18.4	10	-1000	
-0800	-0413		9.9	15.1	8	-0800	
-0600	-0313		6.6	11.8	6	-0600	
51347-0420	51348-0213	NATURAL	3.3	8.5	4	51346-0420	

DO NOT SCALE DRAWING

284 NO. DRWN: CH'K: APPR:	283 NO. DRWN: CH'K: APPR:	282 NO. DRWN: CH'K: APPR:	281 NO. DRWN: CH'K: APPR:	280 NO. J2004-1974 DRWN: T.ODA '04/01/19 CH'K: S.ICHIKAWA APPR: Y.O.ITO	RELEASED
				0	REV

DESCRIPTION

MATERIAL 材料 //

FINISH 仕上げ //

WIRE RANGE 適用電線範囲 //

INS. RANGE 被覆外径 //

GENERAL TOLERANCES: (UNLESS SPECIFIED) 一般公差

10 UNDER 未満	±0.2	
10 OVER 以上 30 UNDER 未満	±0.25	
30 OVER 以上	±0.3	
ANGLE 角度	±3°	

SCALE #

DESIGN UNITS ☒mm ☐INCH

THIRD ANGLE PROJECTION

DIMENSIONS: ☐ mm/INCH ☐ INCH/mm ☒ mm ONLY

SHT REV

REVISE ON CAD ONLY

DRAWN BY & DATE T.Oda '04/01/15

CHECKED BY & DATE S. Ichikawa.

APPROVED BY & DATE Y.Oto

CAD FILENAME SD-51347-001.S01

TITLE: 3.3 mm WIRE TO WIRE CONN. PLUG HOUSING

molex MOLEX INCORPORATED

MATERIAL NO. SEE CHART

DRAWING NO. SD-51346-001

SHEET NO. 1 OF 2

THIS DRAWING CONTAINS INFORMATION THAT IS PROPRIETARY TO MOLEX INCORPORATED AND SHOULD NOT BE USED WITHOUT WRITTEN PERMISSION.

SIZE B

EN-02J(097) MXJ-54

DWG. NO. SD-51346-001

本図は１列品を示す
SINGLE ROW ASS'Y

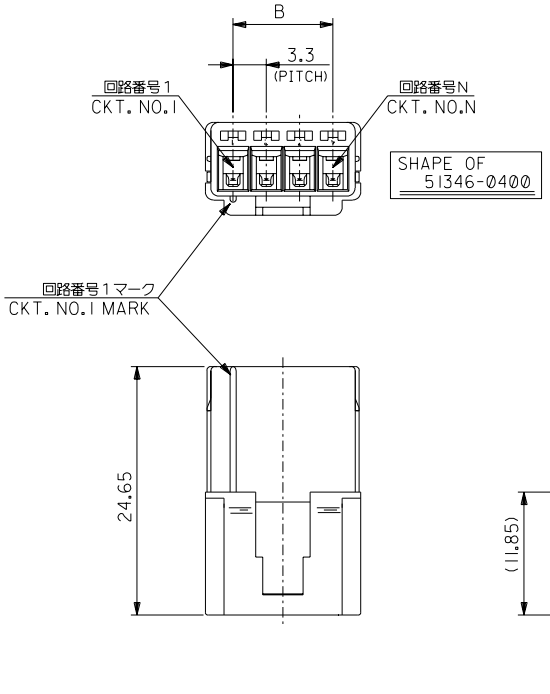

各極形状を下記に示す。
尚,嵌合間口にて誤嵌合バリエーションを持たせている為組み合わせには注意して下さい。

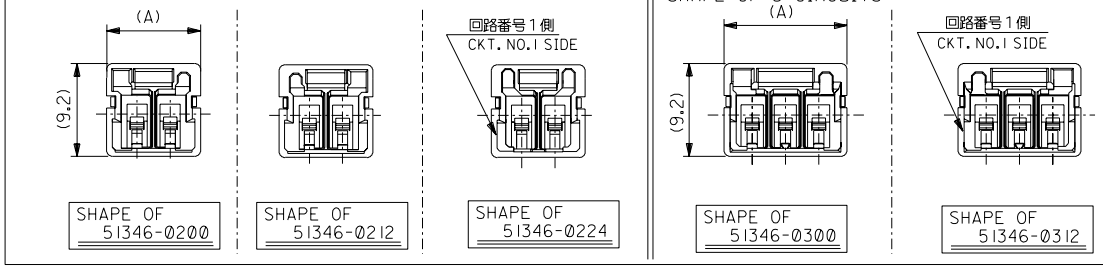

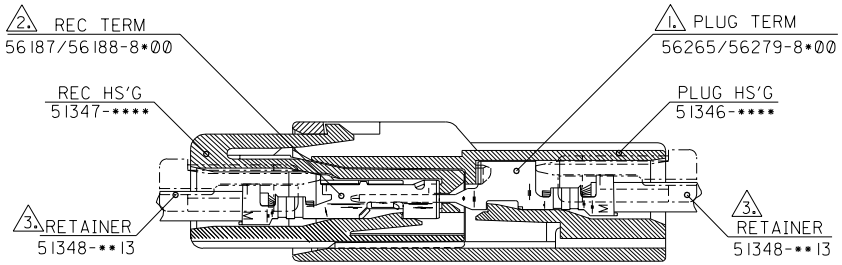

ターミナル装着・嵌合状態図
TERMINAL ASSEMBLY & MATING CONDITION

注記
NOTES

1. 適合ターミナル：56265/56279シリーズ
APPLICABLE TERMINAL : 56265/56279 SERIES
2. 適合ターミナル：56187/56188シリーズ
APPLICABLE TERMINAL : 56187/56188 SERIES
3. 適合リテーナー ： 51348シリーズ
APPLICABLE RETAINER : 51348 SERIES
4. 材料 MATERIAL : NYLON66, UL94V-0

MATE WITH	CONFORMABLE-RETAINER	COLOR	B	A	CKT.	MATERIAL NO.	MODEL NO.
51347-0400	51348-0413	NATURAL	9.9	15.1	4	51346-0400	51346-****
-0312	-0313	RED	6.6	12.1	3	-0312	
-0300	-0313	NATURAL	6.6	12.1		-0300	
-0224	-0213	BLUE	3.3	9.3	2	-0224	
-0212	-0213	RED	3.3	9.3		-0212	
51347-0200	51348-0213	NATURAL	3.3	9.3		51346-0200	

DO NOT SCALE DRAWING

284 NO. DRWN: CH'K: APPR:	283 NO. DRWN: CH'K: APPR:	282 NO. DRWN: CH'K: APPR:	281 NO. DRWN: CH'K: APPR:	280 NO. DRWN: CH'K: APPR:	SEE SHEET 1
				REV	0

DESCRIPTION
MATERIAL 材料
FINISH 仕上げ
WIRE RANGE 適用電線範囲
INS. RANGE 被覆外径

GENERAL TOLERANCES: (UNLESS SPECIFIED) 一般公差

10 UNDER 未満	±0.2	
10 OVER 以上 30 UNDER 未満	±0.25	
30 OVER 以上	±0.3	
ANGLE 角度	±3°	

SCALE —/#
DESIGN UNITS ☒mm ☐INCH
THIRD ANGLE PROJECTION
DIMENSIONS: ☐ mm/INCH ☐ INCH/mm ☒ mm ONLY
SHT REV
REVISE ON CAD ONLY

DRAWN BY & DATE '04/01/15
CHECKED BY & DATE S. Ichikawa.
APPROVED BY & DATE Y. Oto

TITLE:
3.3 mm WIRE TO WIRE CONN.
PLUG HOUSING (SINGLE ROW)

molex MOLEX INCORPORATED

CAD FILENAME SD-51346-001.S02
MATERIAL NO. SEE CHART
DRAWING NO. SD-51346-001
SHEET NO. 2
SIZE B

THIS DRAWING CONTAINS INFORMATION THAT IS PROPRIETARY TO MOLEX INCORPORATED AND SHOULD NOT BE USED WITHOUT WRITTEN PERMISSION.

EN-02J(097) MXJ-54