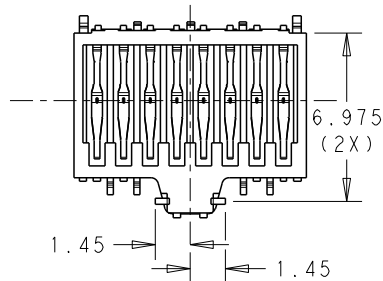
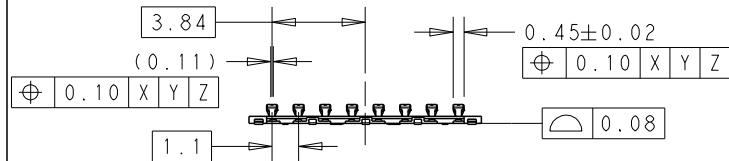
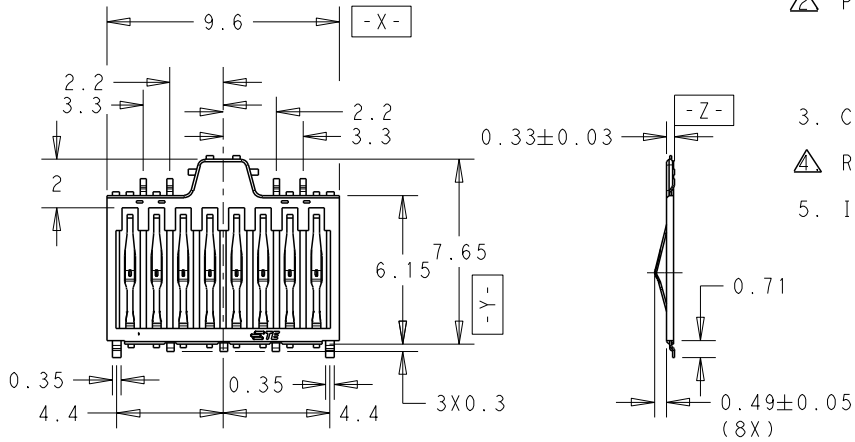


THIS DRAWING IS UNPUBLISHED. RELEASED FOR PUBLICATION 20  
 © COPYRIGHT 20 BY - ALL RIGHTS RESERVED.

LOC		DIST		REVISIONS			
P	LTR	DESCRIPTION	DATE	DWN	APVD		
A		THE OFFICIAL VERSION RELEASED	27-Feb-2015	M.L	C.W		
B		REVISED PER ECR-15-013218	22-Sep-2015	Z.R	C.W		

NOTES

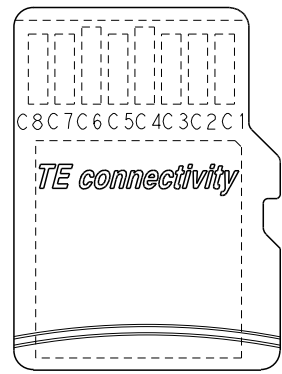
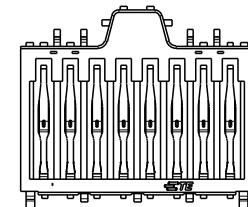
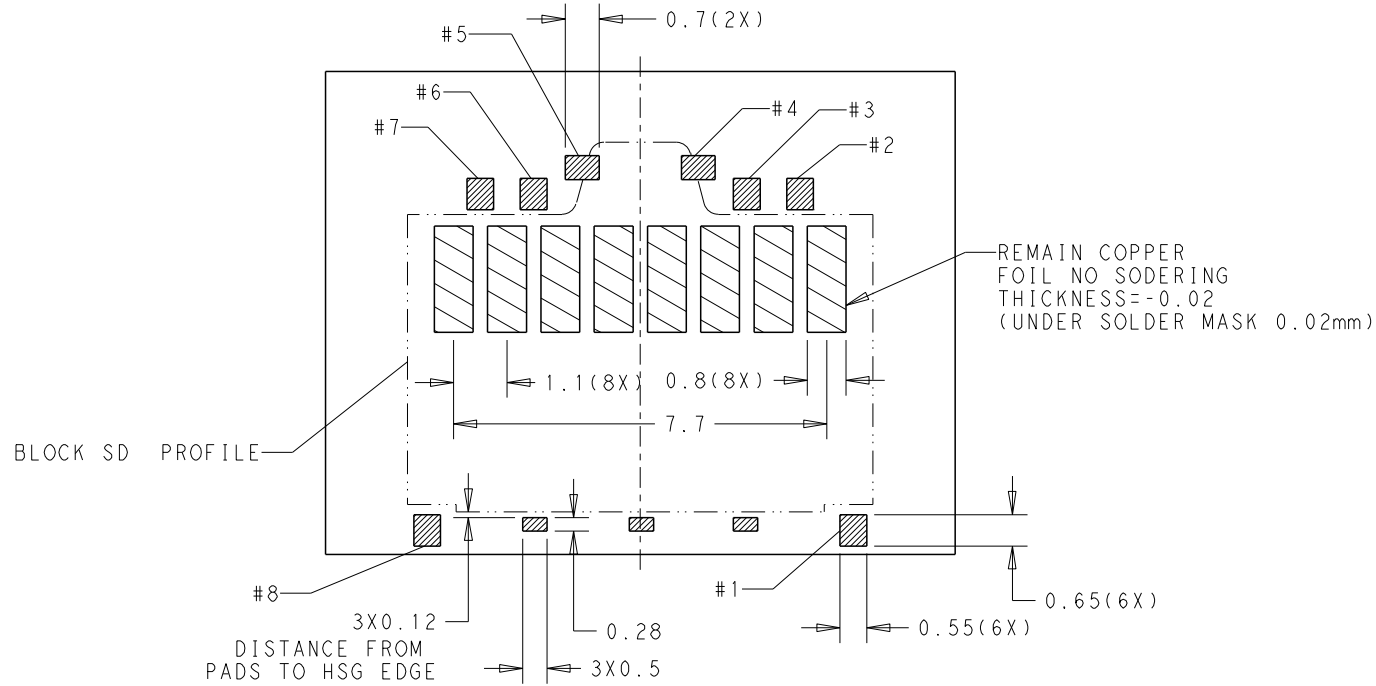
- △ MATERIAL:  
HOUSING: HIGH TEMPERATURE THERMAL PLASTIC.  
CONTACT: COPPER ALLOY.
- △ PLATING:  
CONTACT: 0.30um MIN Pd/Ni , 0.05um MIN GOLD  
PLATING AT CONTACT AREA,  
GOLD FLASH AT SOLDER AREA. 2um MIN. NICKEL UNDER PLATING.
- 3. COPLANARITY: 0.10mm MAX.
- △ RECOMMENDED THICKNESS OF METAL MASK FOR SOLDER: 0.10mm MIN.
- 5. INDICATED DATE CODE MARK.



THIS DRAWING IS A CONTROLLED DOCUMENT.		DWN MURRAY LU 28-Feb-15	TE Connectivity	
DIMENSIONS: mm		CHK SIMON LI 28-Feb-15		
TOLERANCES UNLESS OTHERWISE SPECIFIED:		APVD COREI WANG 28-Feb-15	NAME BLOCK MICRO SD CARD CONNECTOR	
0 PLC ±0.2 1 PLC ±0.15 2 PLC ±0.1 3 PLC ± 4 PLC ± ANGLES ±		PRODUCT SPEC 108-115084	RESTRICTED TO -	
MATERIAL 1		FINISH 2	APPLICATION SPEC -	SIZE A3
		WEIGHT 0.04g	CAGE CODE 300779	DRAWING NO C=2286981
CUSTOMER DRAWING			SCALE -	SHEET 1 OF 2 REV B

THIS DRAWING IS UNPUBLISHED. RELEASED FOR PUBLICATION 20  
 © COPYRIGHT 20 BY - ALL RIGHTS RESERVED.

LOC	DIST	REVISIONS			
P	LTR	DESCRIPTION	DATE	DWN	APVD
-	-	SEE SHEET 1	-	-	-



RECOMMENDED PWB LAYOUT  
 ALL DIMENSION TOLERANCE ±0.05

THIS DRAWING IS A CONTROLLED DOCUMENT.		DWN	28-Feb-15			TE Connectivity		
DIMENSIONS:		CHK	MURRAY LI 28-Feb-15			NAME BLOCK MICRO SD CARD CONNECTOR - -		
mm		CHK	SIMON LI 28-Feb-15					
TOLERANCES UNLESS OTHERWISE SPECIFIED:		APVD	COREI WANG 28-Feb-15			RESTRICTED TO		
0 PLC ±0.2		PRODUCT SPEC	108-115084		SIZE	CAGE CODE	DRAWING NO	
1 PLC ±0.15		APPLICATION SPEC	-		A3	00779	C=2286981	
2 PLC ±0.1		MATERIAL	FINISH		WEIGHT	0.04g		
3 PLC ±				CUSTOMER DRAWING	SCALE	-		
4 PLC ±				SHEET		2 OF 2		
ANGLES ±				REV		B		