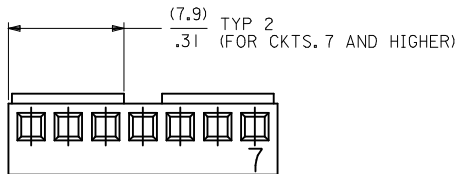
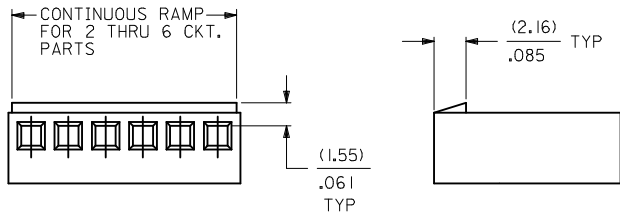
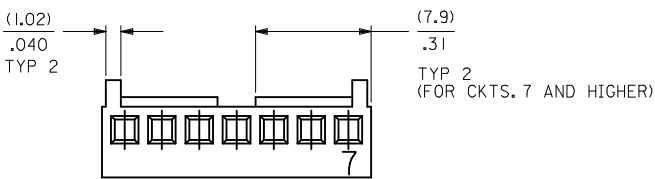
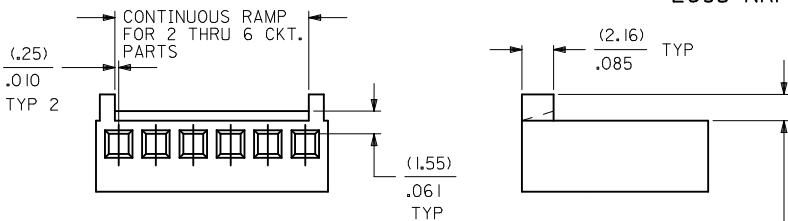


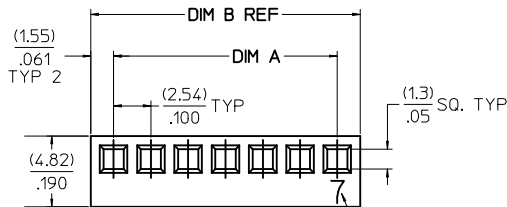
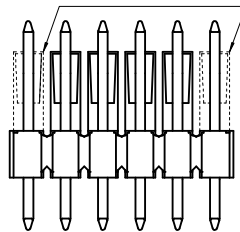
2695-NR



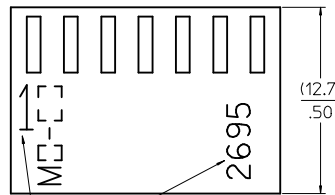
2695-NRP



WHEN MATING 2695-NRP TO BREAKAWAY FRICTION LOCK OR POLARIZING HEADERS, THE END BACKWALLS MUST BE REMOVED



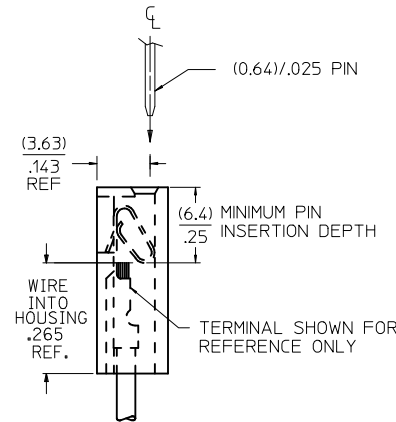
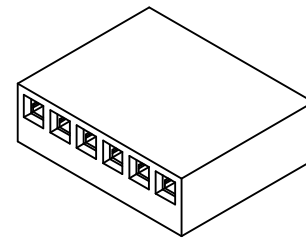
SEE NOTE 6



SEE NOTE 7

2695 - N * *
NO. OF. CIRCUITS VOID LOCATION SEE CHART

OPTION CODE			
	RAMP	POLARIZING RIBS	MAT'L
BLANK	NO	NO	NOTE 1A
R	YES	NO	NOTE 1A
RP	YES	YES	NOTE 1A
RP-BK	YES	YES	NOTE 1B



NOTES:

- MATERIAL: A - NYLON, UL94V-0, COLOR: WHITE
B - NYLON, UL94V-0, COLOR: BLACK
- FINISH: SEE TERMINAL DRAWING
- THIS HOUSING CONFORMS TO MOLEX PRODUCT SPECIFICATION PS-10-07.
- PACKAGING: PER PK-2695-001
- HOUSING TO BE USED WITH CRIMP TERMINAL SERIES 2759, 6459, AND 41572. PARTS MADE AFTER 4/19/2012 WILL ALSO ACCEPT 4809 AND 8088 SERIES TERMINALS. FOR USE WITH 22-30 GAUGE WIRE WITH (1.57)/.062 DIAMETER MAXIMUM WIRE INSULATION.
- LAST CIRCUIT NUMBER NOT PRESENT ON 2-6 CKT AND MAY OR MAY NOT BE PRESENT ON 7-16 CKT SIZES.
- CIRCUIT NUMBER '1' AND ENGINEERING NUMBER TO APPEAR ON PARTS 3 CKTS. AND HIGHER.
- THIS PART CONFORMS TO CLASS B REQUIREMENTS OF COSMETIC SPECIFICATION PS-45499-002.
- THE PARTS LISTED ON THIS DRAWING ARE CONSTRUCTED TO MEET THE REQUIREMENT FOR DIRECT SUPPORT OF UNINSULATED LIVE PARTS AS DESCRIBED IN UL508C.

NO. OF CKT'S.	DIM. A	DIM. B
2	(2.54+0.05)	(5.64)
3	.100+0.02	.222
4	(5.08+0.05)	(8.18)
5	.200+0.02	.322
6	(7.62+0.08)	(10.72)
7	.300+0.03	.422
8	(10.16+0.08)	(13.26)
9	.400+0.03	.522
10	(12.70+0.10)	(15.80)
11	.500+0.04	.622
12	(15.24+0.10)	(18.34)
13	.600+0.04	.722
14	(17.78+0.13)	(20.88)
15	.700+0.05	.822
16	(20.32+0.13)	(23.42)
	.800+0.05	.922
	(22.86+0.13)	(25.96)
	.900+0.05	1.022
	(25.40+0.15)	(28.50)
	1.000+0.06	1.122
	(27.94+0.15)	(31.04)
	1.100+0.06	1.222
	(30.48+0.18)	(33.58)
	1.200+0.07	1.322
	(33.02+0.18)	(36.12)
	1.300+0.07	1.422
	(35.56+0.20)	(38.66)
	1.400+0.08	1.522
	(38.10+0.20)	(41.20)
	1.500+0.08	1.622

ADD NOTE 9 REC NO. UCF2017-1789 DRAWN BY DRWNSBAPPELDORN 2017/02/14 CHECKED BY CHYKOKKIPPER 2017/02/14 APPROVED BY APPR:FSMITH 2017/02/27	QUALITY SYMBOLS ▽=0 ▽=0 ▽=0	GENERAL TOLERANCES (UNLESS SPECIFIED) mm INCH 4 PLACES ±.005 ±.005 3 PLACES ±.01 ±.01 2 PLACES ±0.13 ±.01 1 PLACE ±0.25 ±.01 0 PLACE ± ±	DIMENSION STYLE MM/IN	SCALE INCH	DESIGN UNITS INCH	THIRD ANGLE PROJECTION
		ANGULAR ±1/2° DRAFT WHERE APPLICABLE MUST REMAIN WITHIN DIMENSIONS	MATERIAL NO. SEE CHART	DATE PEREZ-ARGUET 1988/02/25 CHECKED BY DATE PATEL 1988/02/25 APPROVED BY DATE LENZ 1988/02/25	TITLE (2.54)/100 HOUSING FOR KK CRIMP TYPE TERMINALS 2695 SERIES DRAWING	DOCUMENT NO. SD-2695

THIS DRAWING CONTAINS INFORMATION THAT IS PROPRIETARY TO MOLEX INCORPORATED AND SHOULD NOT BE USED WITHOUT WRITTEN PERMISSION

2695-N			2695-NR			2695-NRP		
PART NO.	ENG NO.	VOID	PART NO.	ENG NO.	VOID	PART NO.	ENG NO.	VOID
22-01-2021	2695-2		22-01-2027	2695-2R		22-01-3027	2695-2RP	
22-01-2031	2695-3		22-01-2037	2695-3R		22-01-3037	2695-3RP	
22-01-2041	2695-4		22-01-2047	2695-4R		22-01-3047	2695-4RP	
22-01-2051	2695-5		22-01-2057	2695-5R		22-01-3057	2695-5RP	
22-01-2061	2695-6		22-01-2067	2695-6R		22-01-3067	2695-6RP	
22-01-2071	2695-7		22-01-2077	2695-7R		22-01-3077	2695-7RP	
22-01-2081	2695-8		22-01-2087	2695-8R		22-01-3087	2695-8RP	
22-01-2091	2695-9		22-01-2097	2695-9R		22-01-3097	2695-9RP	
22-01-2101	2695-10		22-01-2107	2695-10R		22-01-3107	2695-10RP	
22-01-2111	2695-11		22-01-2117	2695-11R		22-01-3117	2695-11RP	
22-01-2121	2695-12		22-01-2127	2695-12R		22-01-3127	2695-12RP	
22-01-2131	2695-13		22-01-2137	2695-13R		22-01-3137	2695-13RP	
22-01-2141	2695-14		22-01-2147	2695-14R		22-01-3147	2695-14RP	
22-01-2151	2695-15		22-01-2157	2695-15R		22-01-3157	2695-15RP	
22-01-2161	2695-16		22-01-2167	2695-16R		22-01-3167	2695-16RP	

2695-NRP-BK		
PART NO.	ENG NO.	VOID
50-29-1557	2695-2RP-BK	
50-29-1558	2695-3RP-BK	
50-29-1559	2695-4RP-BK	
50-29-1560	2695-5RP-BK	
50-29-1561	2695-6RP-BK	
50-29-1562	2695-7RP-BK	
50-29-1563	2695-8RP-BK	
50-29-1564	2695-9RP-BK	
50-29-1565	2695-10RP-BK	
50-29-1566	2695-11RP-BK	
50-29-1567	2695-12RP-BK	
50-29-1568	2695-13RP-BK	
50-29-1569	2695-14RP-BK	
50-29-1570	2695-15RP-BK	
50-29-1571	2695-16RP-BK	

SEE SHEET 1 EC NO: UCP2011-2220 DRWN:MKIPPER 2011/02/22 CHKD:ANDERSON 2011/02/22 APPR:FSMLTH 2012/04/05	QUALITY SYMBOLS	GENERAL TOLERANCES (UNLESS SPECIFIED)	DIMENSION STYLE	SCALE	DESIGN UNITS	THIRD ANGLE PROJECTION
	▽=0	mm INCH	MM/IN	---	INCH	
	▽=0	4 PLACES ± --- ± ---	DRAWN BY DATE	TITLE		
	▽=0	3 PLACES ± --- ± ---	PEREZ-ARGUET 1988/02/25	(2.54)/.100 HOUSING FOR KK CRIMP TYPE TERMINALS 2695 SERIES DRAWING		
	2 PLACES ± --- ± ---	CHECKED BY DATE	MOLEX INCORPORATED			
	1 PLACE ± --- ± ---	PATEL 1988/02/25	MATERIAL NO. SD-2695			
	ANGULAR ±1/2°	APPROVED BY DATE	DOCUMENT NO. SHEET NO.			
		LENZ 1988/02/25	2 OF 2			
			SEE CHART			
			THIS DRAWING CONTAINS INFORMATION THAT IS PROPRIETARY TO MOLEX INCORPORATED AND SHOULD NOT BE USED WITHOUT WRITTEN PERMISSION			