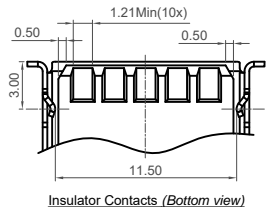
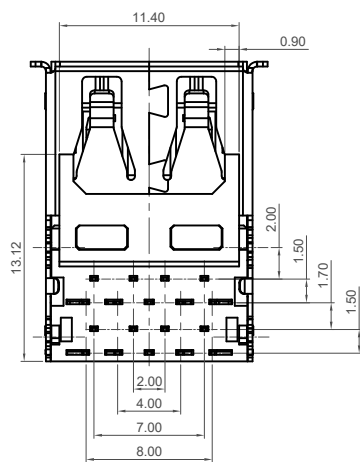
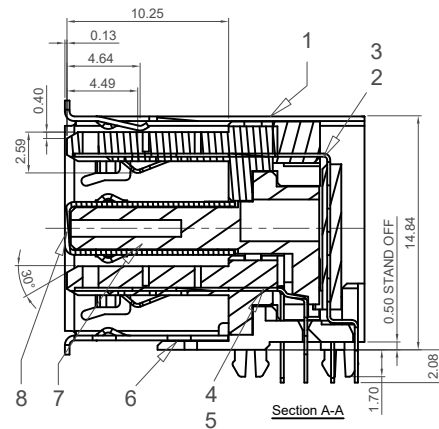
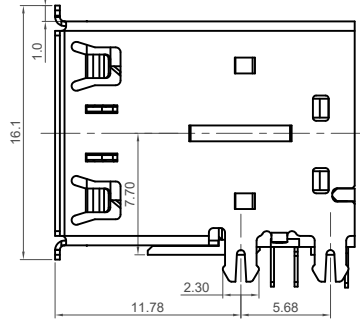
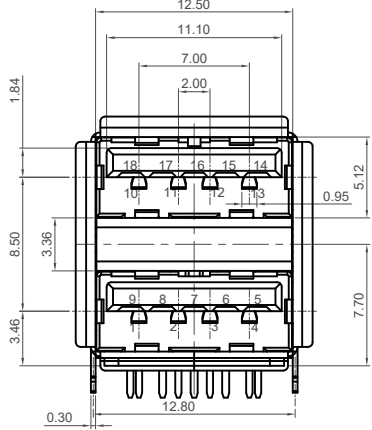


**Recommended PCB Layout**

Thickness: 1.2mm General Tolerance: ±0.05 as viewed from component side

Solder Area 
 Keep-Out Area 
 Component Outline



Designed to comply with physical, electrical and environmental requirements of full size USB Standard Compliance (USB3.0).

**Ordering Grid**

USB1100 - 30 - A Request Samples and Quotation

**Contact Plating**  
30 = 30µ" Gold

**Packing Options**  
A = Tape & Reel  
(140 per reel)

No.	Part Name	Material	Finish	Q'ty
1	Cover	SUS201	Ni Plating	1
2	Top Housing	PA9T		1
3	Top Pin	CS210 EH	Au Plating	1
4	Bottom Housing	PA9T		1
5	Bottom Pin	CS210 EH	Au Plating	1
6	Base	PA9T		1
7	Spacer	PA9T		1
8	Mid-Plate	SUS201	Degrease	

**PIN LAYOUT**

PIN No.	SIGNAL NAME	DESCRIPTION	MATING SEQUENCE
1	VBUS	Power	Second
2	D-	USB2.0 Differential pair	Third
3	D+		
4	GND	Ground for power return	Second
5	StdA_SSRX-	Superspeed receiver differential pair	Last
6	StdA_SSRX+		
7	GND_DRAIN	Ground for signal return	Last
8	StdA_SSTX-	Superspeed transmitter differential pair	
9	StdA_SSTX+		
SHELL	SHIELD	Connector metal shell	First

**Specifications 规格**

**Material 物料**

Plastic Housing 塑胶外壳: PA9T, UL94V-0 Blue  
Contact Terminal 接触端子: Copper Alloy 铜合金  
Metallic Shell 金属外壳: SUS201 (T=0.30mm)

**Plating 电镀 (See table above for more info)**

Underplating 底层电镀: 50µ" min. Nickel  
Contact Area 接触面积: Gold (See ordering grid)  
Solder Tails 焊接末端: 80µ" min. Tin  
Metallic Shell 金属外壳: 50µ" min. Nickel

**Electrical 电气**

Voltage Rating 电压额定值: 100 V AC  
Current Rating 电流额定值:  
0.25A (Signal Pins 信号引脚 2,3,5,6,7,8,9)  
1.8A (Power Pins 电源接脚 1,4)  
Operating Temperature 工作温度: -55°C to +85°C  
Contact Resistance 接触电阻值: 30 mΩ max.  
Insulating Resistance 绝缘电阻值: 1000 MΩ min.  
Dielectric Withstand Voltage 耐电压: 500V AC/minute

**Mechanical & Environmental 机械 & 环境**

Mating Force 插入力: 35N max.  
Unmating Force 拔出力: 10N min. initial, 8N min. after test  
Durability 耐久性: 5000 Cycles

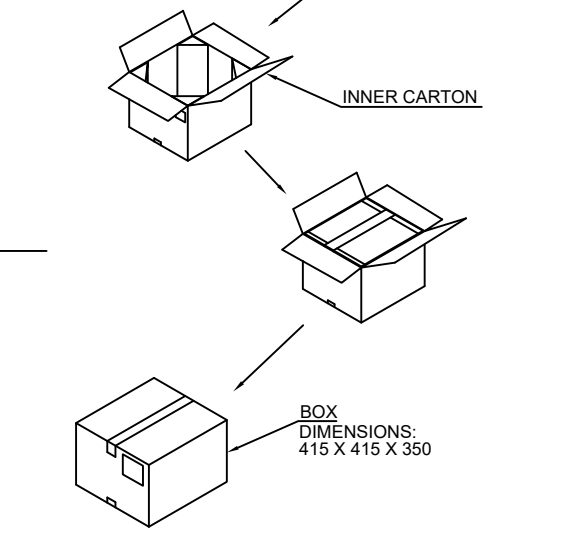
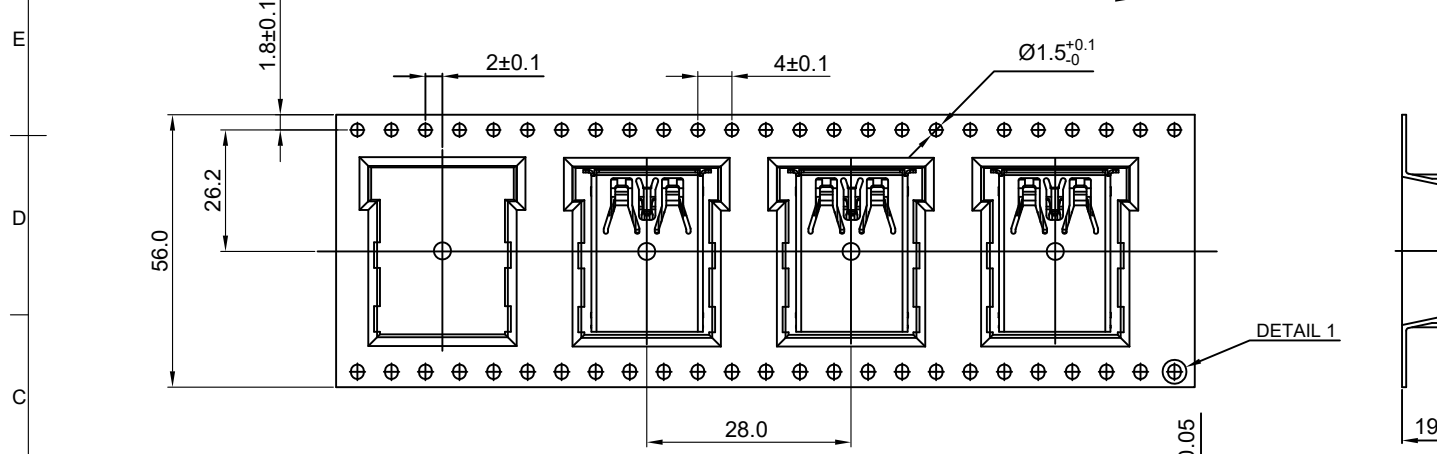
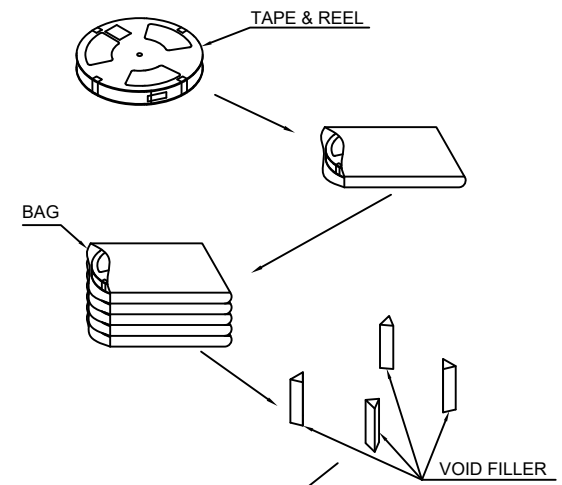
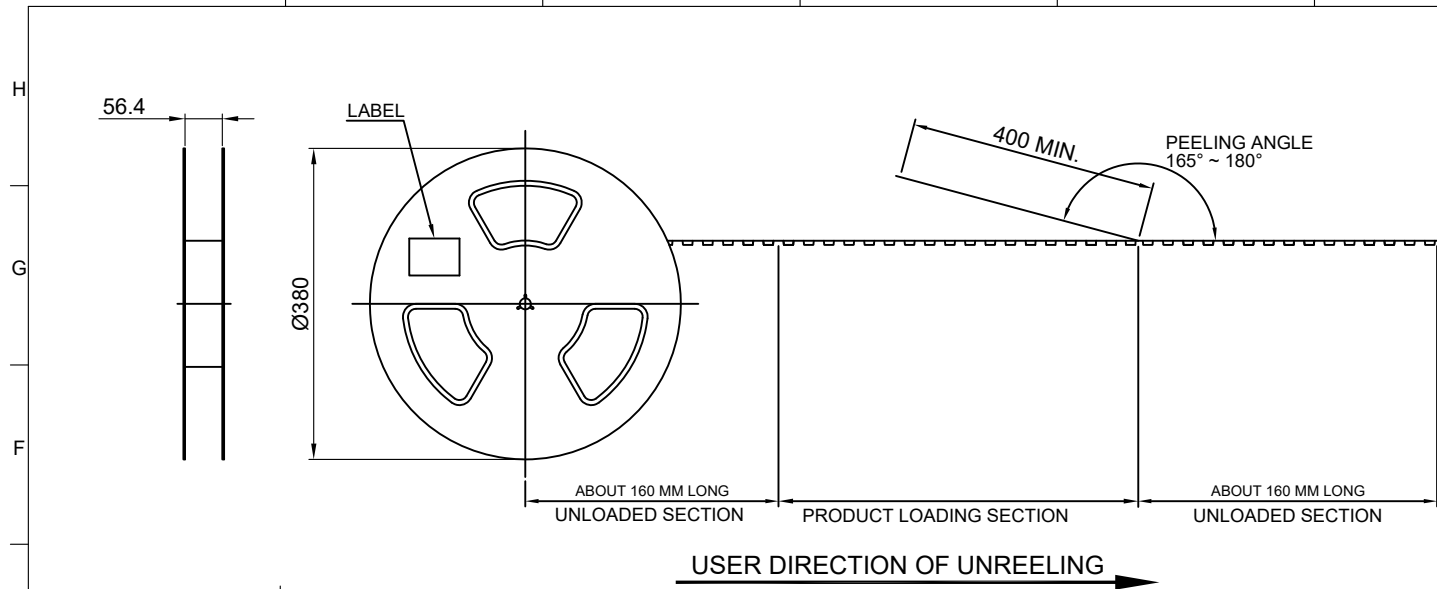
Part Number		Product Description	
USB1110		USB 3.0 Receptacle, Full Size, Type A, Mid-Bottom Mount, Horizontal, Through-Hole	
Drawing Date		20th February 2013	
By	AJO	Tolerances (Except as Noted)	Units:
Detail	USB1100 C.PCN	Length X ± 0.50 X.X ± 0.38 X.XX ± 0.20 X.XXX ± 0.10	Metric (mm)
Revision	C	Angle ± 2°	
Date	11/01/16		



This drawing is confidential and copyright of Global Connector Technology, Ltd (GCT). This drawing must not be copied or disclosed without written consent. E & OE



Not to Scale Drawn By AJO Sheet No. 1/2



Notes 注意:

Material 材质要求:

- Box 箱: Fibreboard 瓦楞纸板 Double Wall 双壁,
- Tape 带子: Polystyrene 聚苯乙烯, Black 黑色
- Heat Resistant Temperature 耐热温度: 120°C
- Reel 卷筒: Polystyrene 聚苯乙烯, Blue 蓝色
- Heat Resistant Temperature 耐热温度: 70°C
- Bag 包: Polyethylene 聚乙烯 Heat Resistant Temperature 耐热温度: 100°C

Packing Spec 包装要求:

1. Peeling strength 剥离强度: 0.1N~1.3N (10~130grams)
2. Peeling Speed 剥离速度: 300 mm/min
3. Each bag will include desiccant. 每个包将包括干燥剂

Products P/N	PCS/Reel	Reels/Carton	PCS/Carton
USB1100	140	5	700

Part Number		Product Description	
USB1100		USB 3.0 Dual Receptacle, Full Size, Type A, Top Mount, Horizontal, Through-Hole	
Drawing Date		31st October 2013	
By	AJO	Tolerances (Except as Noted)	Units: Metric (mm)
Detail	USB1100 C PCN		
Revision	C	Length	Angle
Date	11/01/16		
		This drawing is confidential and copyright of Global Connector Technology, Ltd (GCT). This drawing must not be copied or disclosed without written consent. E & OE	

**GCT**  
www.gct.co

Not to Scale	Drawn By AJO	Sheet No. 2/2
--------------	--------------	---------------