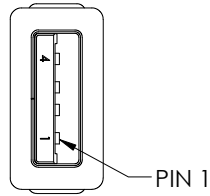
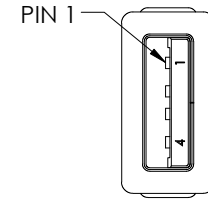
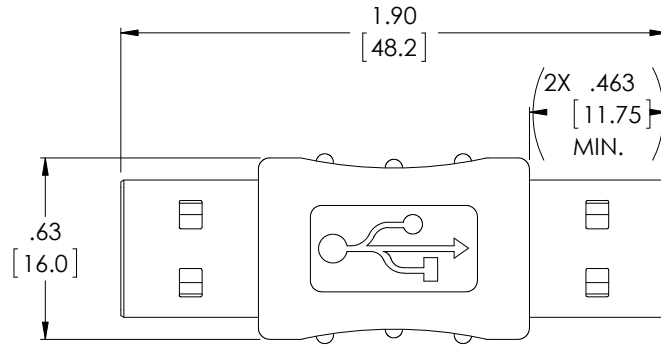


THE INFORMATION CONTAINED IN THIS DRAWING IS THE SOLE PROPERTY OF L-COM, INC. ANY REPRODUCTION IN PART OR WHOLE WITHOUT THE WRITTEN PERMISSION OF L-COM, INC. IS PROHIBITED.


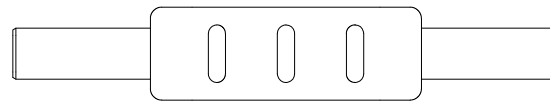
REVISIONS			
REV	DESCRIPTION	DATE	APPROVED
A	DRAWING REPLACES UAD014MM-OD1	6/23/14	D. DESJARDIN



"P1"
SERIES "A"
USB PLUG



"P2"
SERIES "A"
USB PLUG



NOTES:

MATERIAL:
OVERMOLD: PVC, BEIGE
CONTACTS: BRASS
INSULATOR: PBT, UL94V-0, WHITE

FINISH:
SHELL: NICKEL SILVER
CONTACTS: GOLD OVER NICKEL

ELECTRICAL:
CURRENT RATING: 3 AMP
DIELECTRIC STRENGTH: 1000V AC FOR ONE MINUTE
INSULATOR RESISTANCE: 1000Ω MIN AT 500VDC

MISCELLANEOUS:
USB 2.0 COMPLIANT
ADAPTER SHALL BE TESTED FOR CONTINUITY.
ADAPTER SHALL BE INDIVIDUALLY PACKAGED IN ACCORDANCE WITH L-COM SPEC. PS-0031.

REGULATORY COMPLIANCE:
CE2011/65/EU (RoHS DIRECTIVE)

WIRING MAP	
"P1"	"P2"
PIN 1	PIN 1
PIN 2	PIN 2
PIN 3	PIN 3
PIN 4	PIN 4
SHELL	SHELL

UNLESS OTHERWISE SPECIFIED, DIMENSIONS ARE IN INCHES [mm] OVERALL CABLE LENGTH TOLERANCE: ≤12 [305] = +1 [25] / -0 >12 [305] ≤60 [1524] = +2 [51] / -0 >60 [1524] ≤120 [3048] = +4 [102] / -0 >120 [3048] ≤300 [7620] = +6 [152] / -0 >300 [7620] = +5% / -0% ALL OTHER DIMENSIONAL TOLERANCES: .X = ± .2 [5.08] .XX = ± .02 [51] .XXX = ±.005 [1.27]	APPROVALS DRAWN BY C.MCCORMICK CHECKED BY D.PARHAM APPROVED BY R.CARRICK	DATE 12/20/02 12/20/02 12/20/02			45 BEECHWOOD DRIVE NORTH ANDOVER, MA 01845	
	CONFIGURATION DETAILS OF UNDIMENSIONED FEATURES MAY VARY		CATEGORY USB		PRODUCT DESCRIPTION ADPT, USB A-M/A-M	
	PROJECTION 	COLOR VARIATIONS MAY OCCUR	SIZE A	FSCM NO. 43321		DWG. NO. UAD014MM
	UAD014MM-OD1		SCALE: NONE	CAD FILE: UAD014MM.SLDDRW		SHEET 1 OF 1