
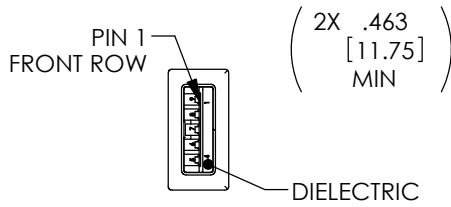


THE INFORMATION CONTAINED IN THIS DRAWING IS THE SOLE PROPERTY OF L-COM, INC. ANY REPRODUCTION IN PART OR WHOLE WITHOUT THE WRITTEN PERMISSION OF L-COM, INC. IS PROHIBITED.

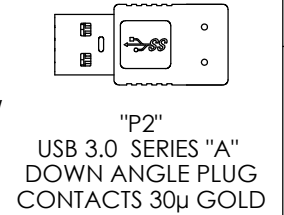
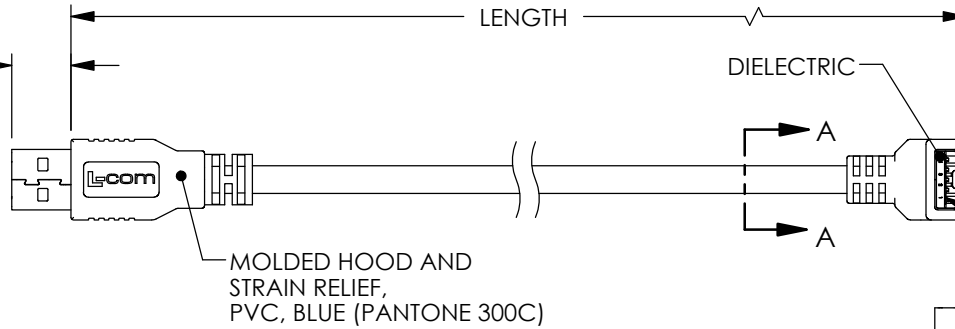


SECTION A-A

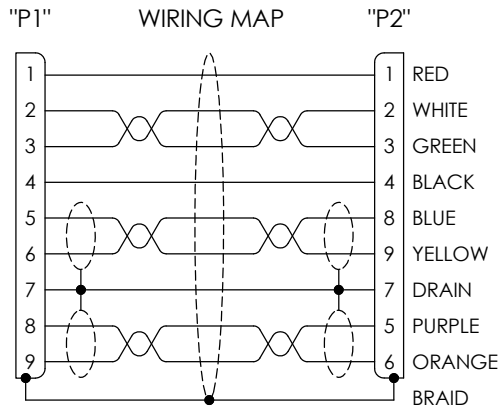
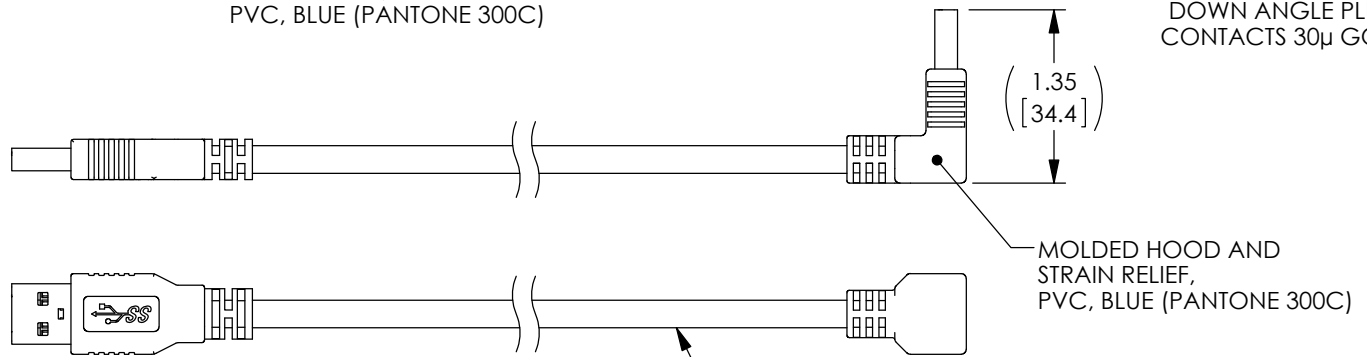
REVISIONS			
REV	DESCRIPTION	DATE	APPROVED
A	INITIAL RELEASE	9/30/15	D.GRIFFIN



"P1"
USB 3.0 SERIES "A" PLUG
CONTACTS 30μ GOLD



"P2"
USB 3.0 SERIES "A"
DOWN ANGLE PLUG
CONTACTS 30μ GOLD



PART NUMBER	LENGTH METERS [FEET]
CA3A-90DA-03M	0.3 [.98]
CA3A-90DA-05M	0.5 [1.64]
CA3A-90DA-1M	1.0 [3.28]
CA3A-90DA-2M	2.0 [6.56]
CA3A-90DA-3M	3.0 [9.84]
CA3A-90DA-5M	5.0 [16.41]

UL STYLE 20276,
(2) TWISTED PAIR, 30AWG WITH ALUM/POLY FOIL SHIELD AND DRAIN WIRE,
(1) UNSHIELDED TWISTED PAIR, 30AWG,
(2) CONDUCTORS, 24AWG,
OVERALL ALUMINUM/MYLAR AND BRAIDED SHIELD,
JACKET: PVC, BLUE (PANTONE 300C)
(NOM DIA. .217" [5.5], MIN BEND RAD 2.17" [55])

NOTES:

1. CABLE ASSEMBLY SHALL HAVE 360° SHIELD TERMINATION.
2. CABLE ASSEMBLY MUST MEET USB 3.0 REQUIREMENTS.
3. CABLE ASSEMBLY SHALL BE TESTED FOR CONTINUITY.
4. CABLE ASSEMBLY SHALL BE INDIVIDUALLY PACKAGED IN ACCORDANCE WITH L-COM SPECIFICATION PS-0031.

REGULATORY COMPLIANCE:
CE2011/65/EU(RoHS DIRECTIVE)

UNLESS OTHERWISE SPECIFIED, DIMENSIONS ARE IN INCHES [mm] OVERALL CABLE LENGTH TOLERANCE: ≤12 [305] = +1 [25] / -0 >12 [305] ≤60 [1524] = +2 [51] / -0 >60 [1524] ≤120 [3048] = +4 [102] / -0 >120 [3048] ≤300 [7620] = +6 [152] / -0 >300 [7620] = +5% / -0%	APPROVALS	DATE		45 BEECHWOOD DRIVE NORTH ANDOVER, MA 01845
	DRAWN BY D. CASTRO	1/13/15		
ALL OTHER DIMENSIONAL TOLERANCES: .X = ±.2 [5.08] .XX = ±.02 [1.51] .XXX = ±.005 [1.13]	CHECKED BY J.LIU	9/30/15		CATEGORY USB
	APPROVED BY S.SMITH	9/30/15		
PROJECTION 	CONFIGURATION DETAILS OF UNDIMENSIONED FEATURES MAY VARY	PRODUCT DESCRIPTION CA USB 3.0 STR A/90DN A		
COLOR VARIATIONS MAY OCCUR	SIZE A	FSCM NO. 43321	DWG. NO. CA3A-90DA	REV. A
SCALE: NONE		CAD FILE: CA3A-90DA.SLDDRW		SHEET 1 OF 1