

THIS DRAWING IS UNPUBLISHED. RELEASED FOR PUBLICATION 20
 © COPYRIGHT 20 BY Tyco Electronics Japan G.K. ALL RIGHTS RESERVED.

1. MATERIAL: HOUSING: GLASS FILED THERMO PLASTIC
 POLYESTER(94V-0), COLOR: BLACK
 CONTACT: COPPER ALLOY
 RETENTION LEG: PRE-TIN COPPER ALLOY

LOC		DIST		REVISIONS			
P	LTR	DESCRIPTION	DATE	DWN	APVD		
B		REVISED	14JUL2010	HMR	TM		
C		REVISED	17DEC2012	H.M	N.Y		
CI		REVISED ECR-17-005500	5MAY2017	N.W	C.W		

1. 材料:ハウジング:ガラス入り熱可塑性ポリエステル樹脂(94V-0)、色:黒
 コンタクト:銅合金
 リテンションレグ:錫めっき済銅合金

2. めっき:全面:ニッケル下地めっき1.27μm以上

3. めっき:接触部 2の上に金めっき0.38μm以上,またはsn1.0 μm 以上

4. めっき:コンタクト半田付部: 2の上に錫めっき2μm以上

5. 文字の形状、大きさ、および位置については、大略を示すものであり、
 詳細を示すものではありません。

6. Y KEY形状は、X KEY形状と左右対称

2. FINISH(ALL OVER): NICKEL PL. 1.27μmMIN

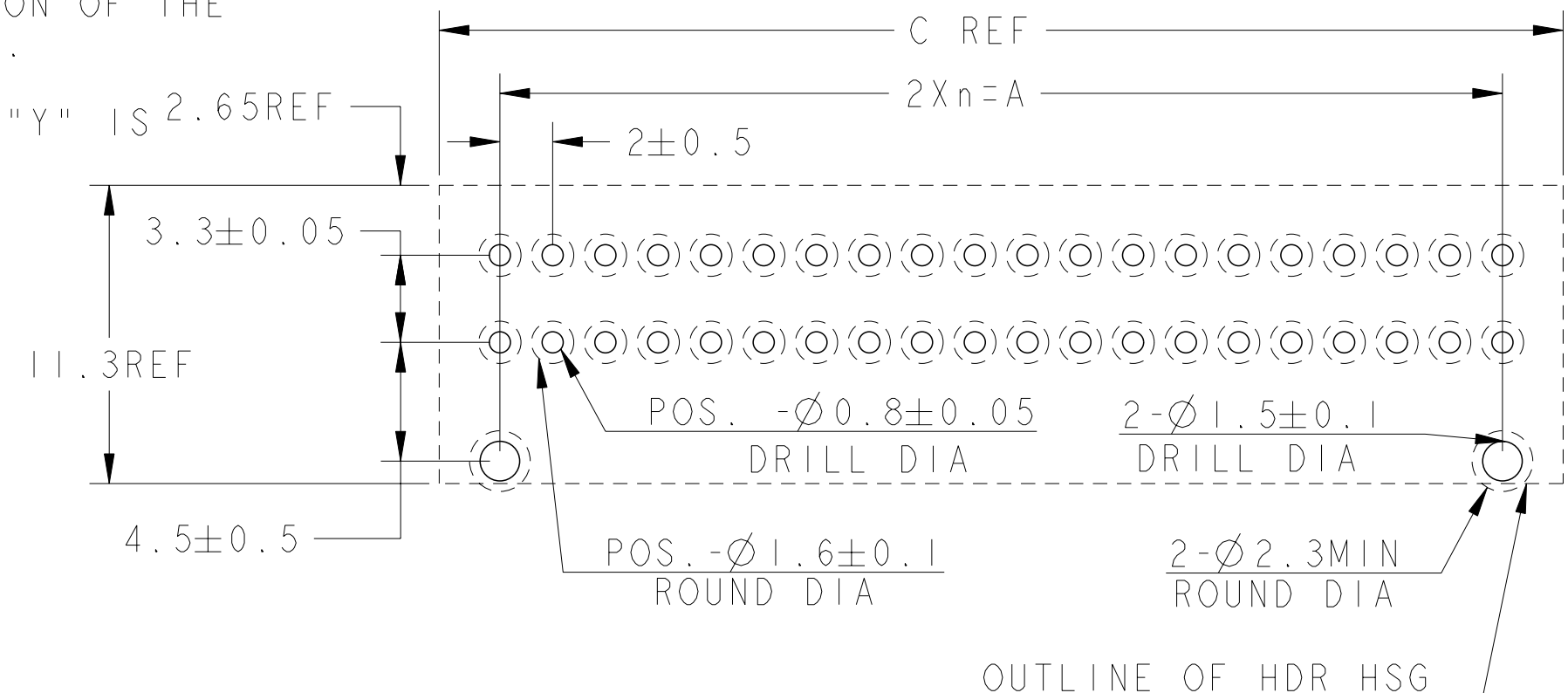
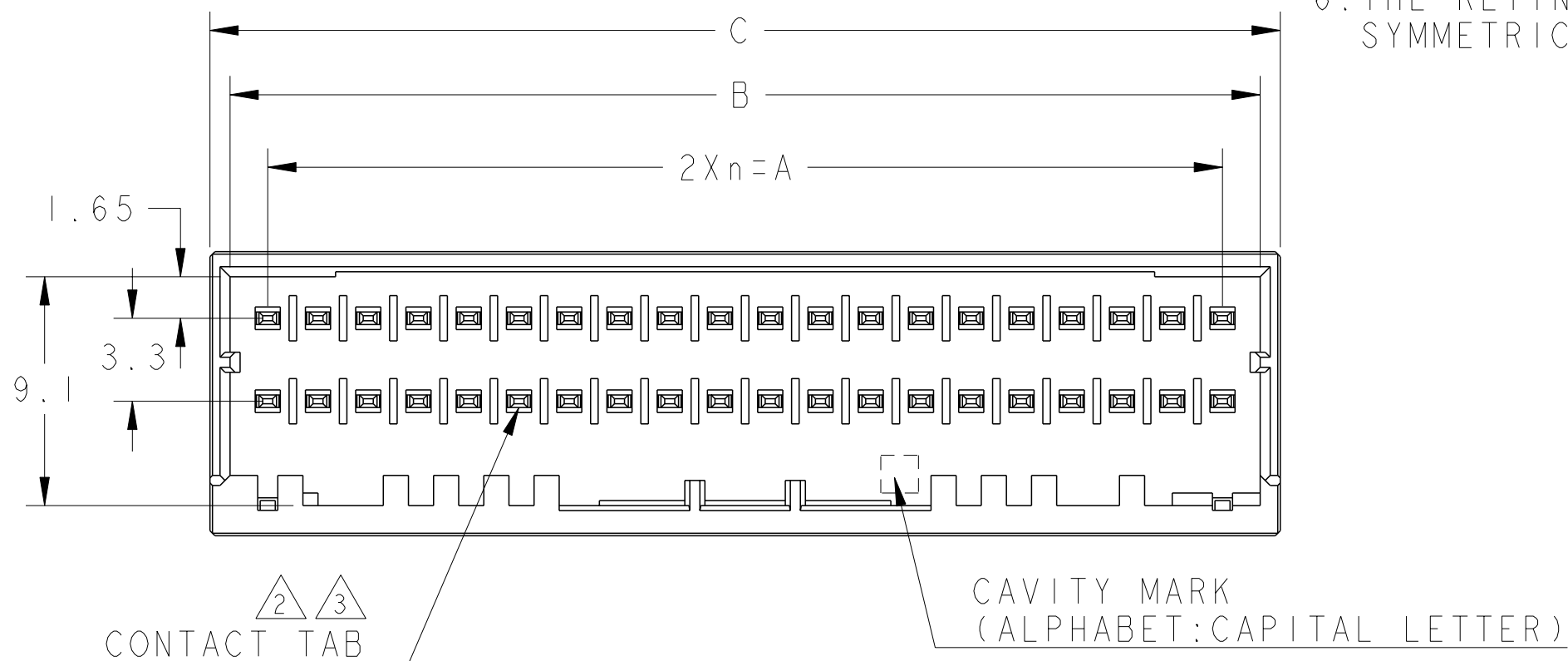
3. FINISH(CONTACT AREA): GOLD PL. 0.38μmMIN OR

Sn PLATED 1.0μmMIN AFTER 2

4. FINISH(CONTACT TAIL): TIN PL. 2μmMIN AFTER 2

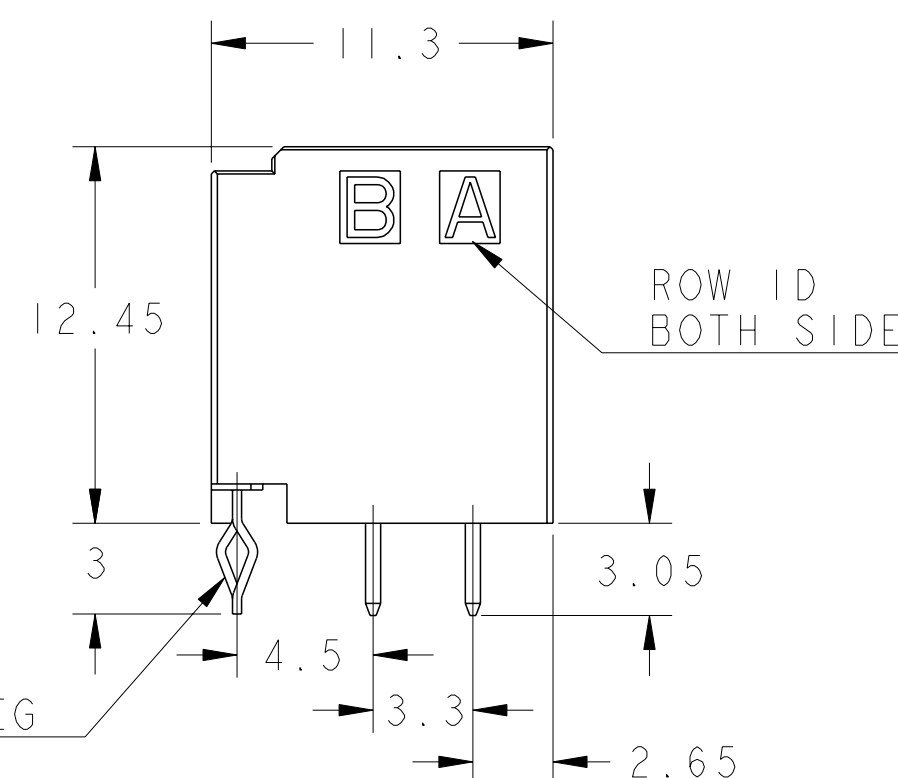
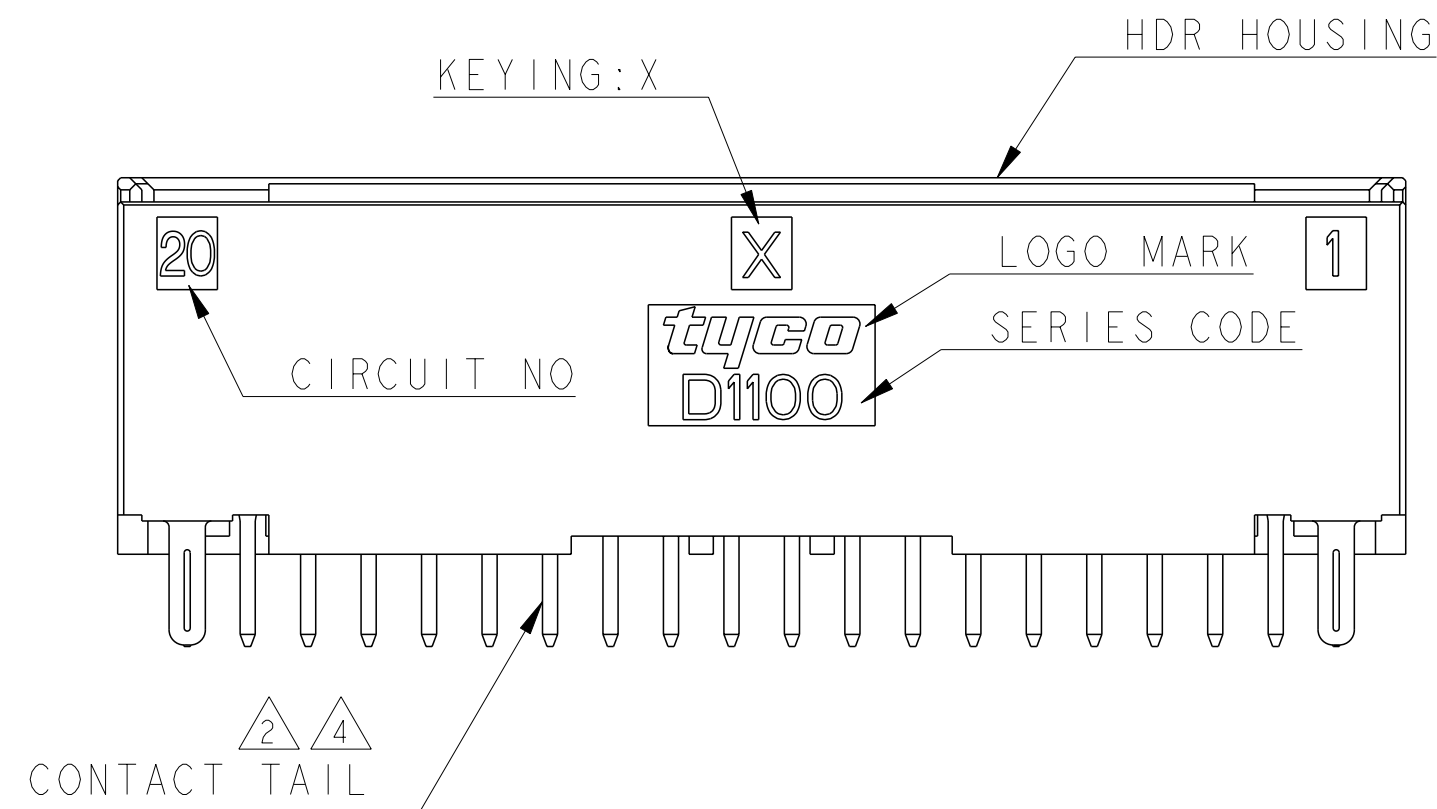
5. THE SHAPE, SIZE AND POSITION OF THE CHARACTER SHOW THE OUTLINE. THEY DON'T SHOW DETAILS.

6. THE KEYING ARRANGEMENT OF "Y" IS SYMMETRIC WITH "X".



RECOMMEND PC BOARD HOLE PATTERN : CONNECTOR MOUNT SIDE (NOT ACCUMULATE TOLERANCE)
 PC BOARD THICKNESS : 1.0~1.6±0.1

推奨基板取付穴寸法: コネクタ搭載面 (非累積公差)
 PC基板厚: 1.0~1.6±0.1



POS	KEY	n	A	B	C	FINISHED	PART NO
40	Y	19	38.0	41.0	42.6	GOLD PLATED	2-1827872-0
40	X	19	38.0	41.0	42.6	Sn PLATED	6-1827872-0
40	X	19	38.0	41.0	42.6	GOLD PLATED	1-1827872-0
34	Y	16	32.0	35.0	36.6	GOLD PLATED	2-1827872-7
34	X	16	32.0	35.0	36.6	Sn PLATED	6-1827872-7
34	X	16	32.0	35.0	36.6	GOLD PLATED	1-1827872-7
32	X	15	30.0	33.0	34.6	Sn PLATED	6-1827872-6
32	X	15	30.0	33.0	34.6	GOLD PLATED	1-1827872-6
30	X	14	28.0	31.0	32.6	Sn PLATED	6-1827872-5
30	X	14	28.0	31.0	32.6	GOLD PLATED	1-1827872-5
28	X	13	26.0	29.0	30.6	Sn PLATED	6-1827872-4
28	X	13	26.0	29.0	30.6	GOLD PLATED	1-1827872-4
26	X	12	24.0	27.0	28.6	Sn PLATED	6-1827872-3
26	X	12	24.0	27.0	28.6	GOLD PLATED	1-1827872-3
24	X	11	22.0	25.0	26.6	Sn PLATED	6-1827872-2
22	X	10	20.0	23.0	24.6	Sn PLATED	6-1827872-1
22	X	10	20.0	23.0	24.6	GOLD PLATED	1-1827872-1

40POS(X-KEY): 1-1827872-0

THIS DRAWING IS A CONTROLLED DOCUMENT.

DWN: T. KUDO 16MAR2005
 CHK: D. MITSUGI 23AUG2005
 APVD: D. MITSUGI 23AUG2005

DIMENSIONS: 単位: mm
 TOLERANCES UNLESS OTHERWISE SPECIFIED:
 一般公差 ±0.3, ±3°
 1-PLC ±0.1
 2-PLC ±0.01
 3-PLC ±0.001
 4-PLC ±0.0001
 ANGLES ±
 FINISH 仕上

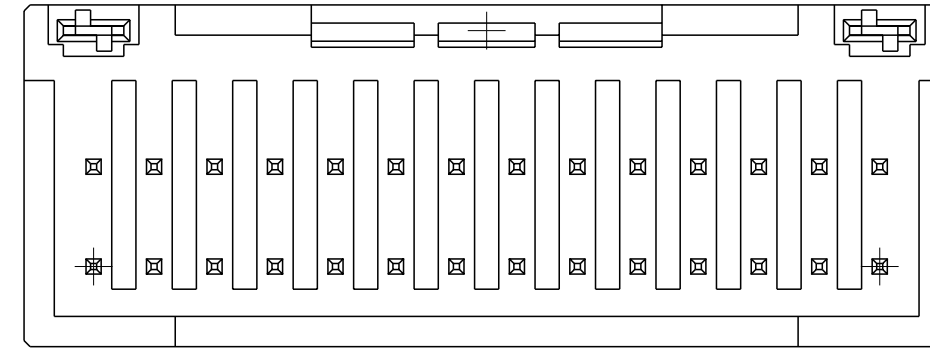
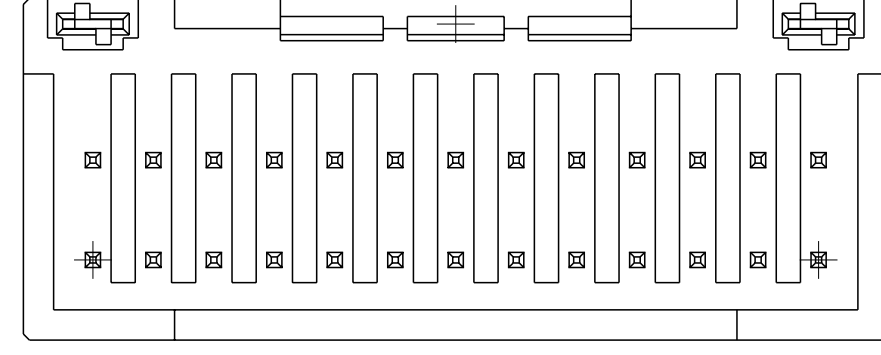
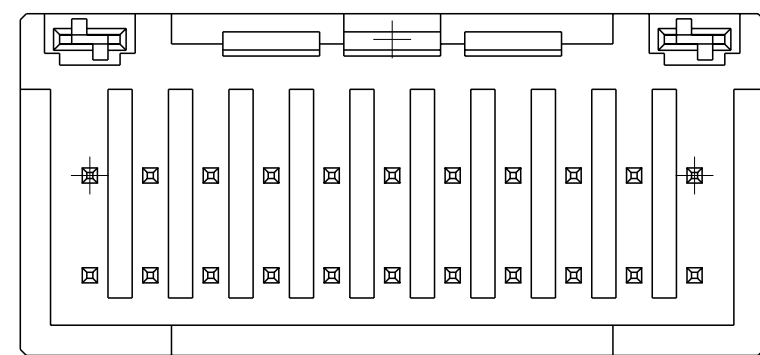
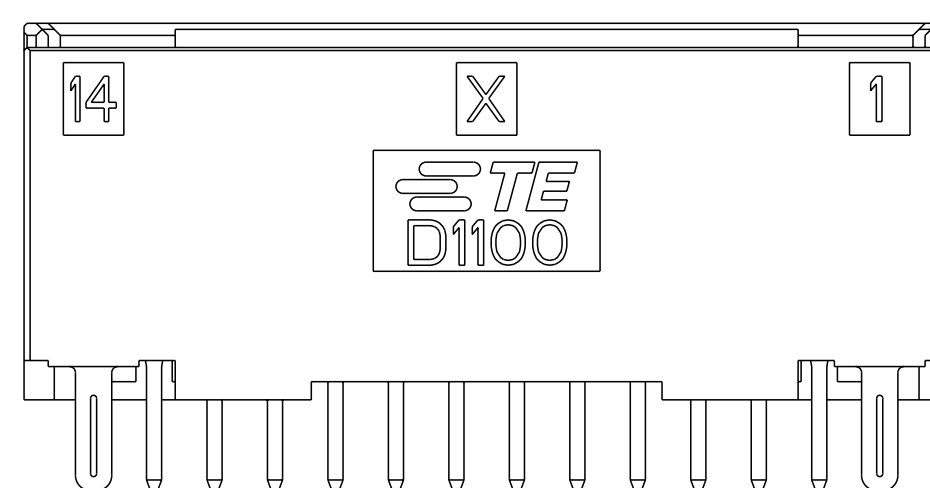
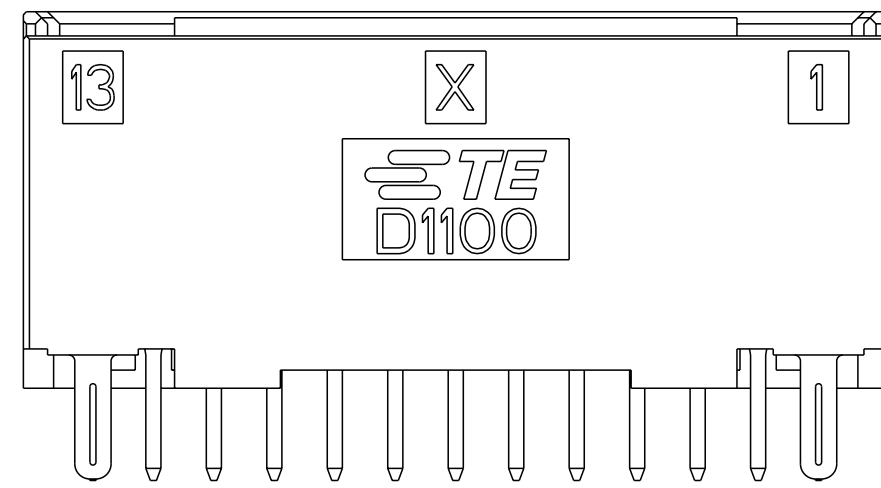
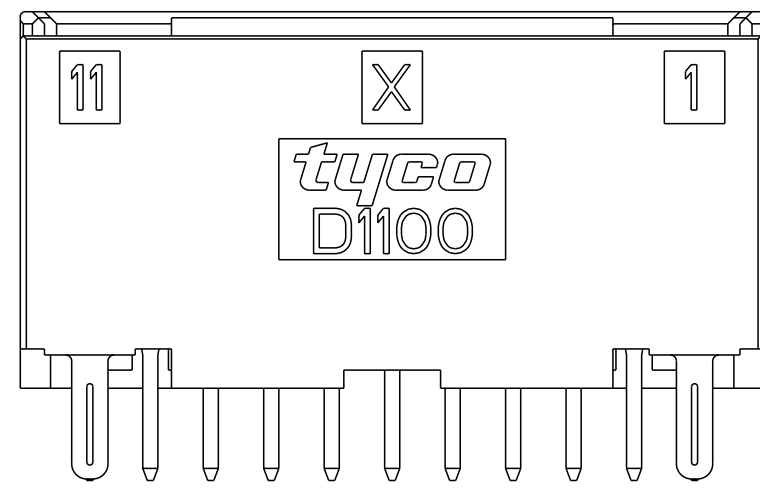
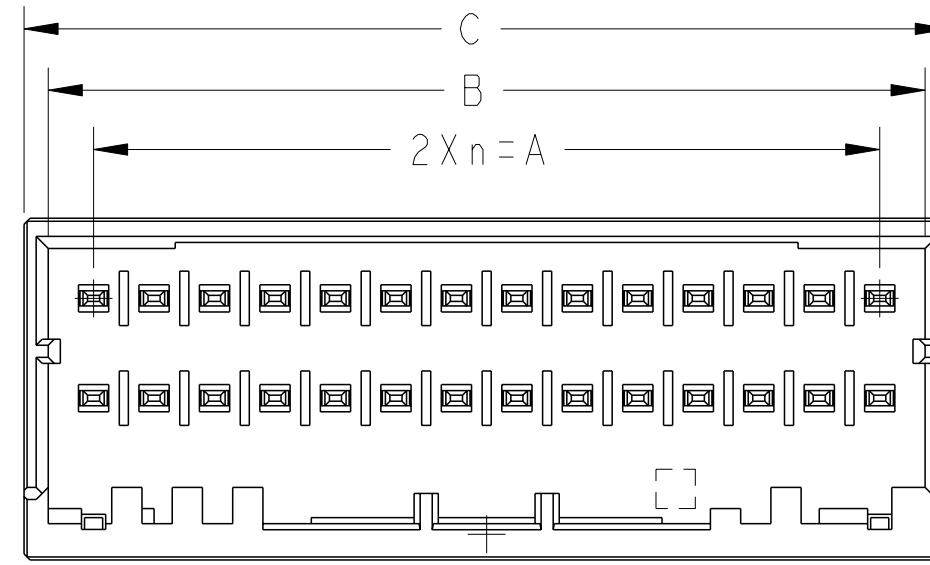
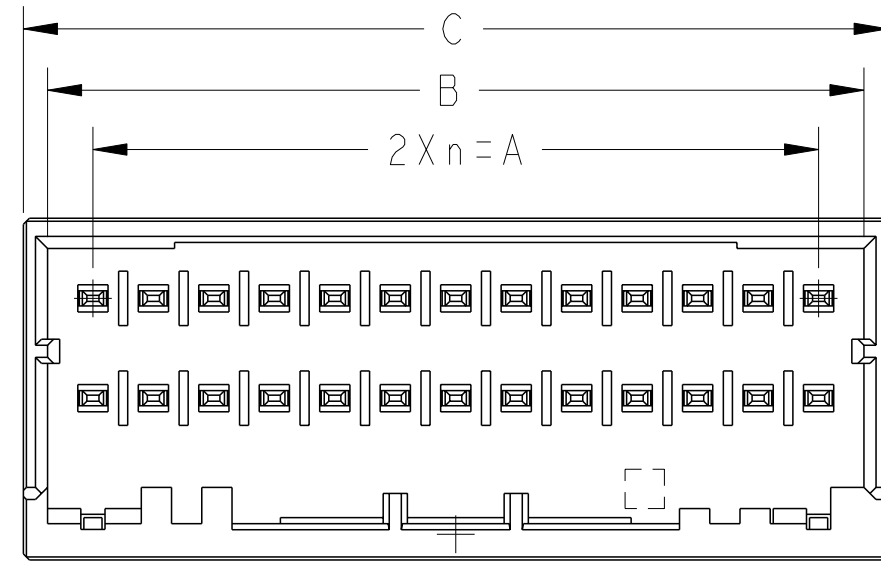
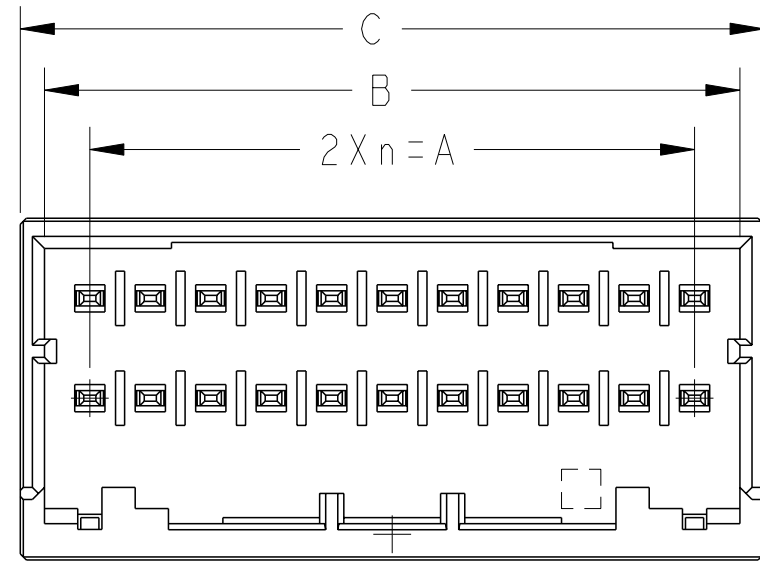
PRODUCT SPEC: 108-78268/78298
 APPLICATION SPEC: 取付適用規格
 番号: 114-5377

MATERIAL: 材料: -
 WEIGHT: -

NAME: DYNAMIC D1100D 2.0mmPITCH HDR ASSY (V-TYPE) 22-40POS
 SIZE: A2
 CAGE CODE: 00779
 DRAWING NO: C-1827872
 RESTRICTED TO: -

CUSTOMER DRAWING
 SCALE: 4:1
 SHEET: 1 OF 3
 REV: CI

REVISIONS				DATE	DWN	APVD
LOC	DIST	P	LTR	DESCRIPTION		
J	-			SEE SHEET 1 OF 3		



22POS(X-KEY): I-1827872-1

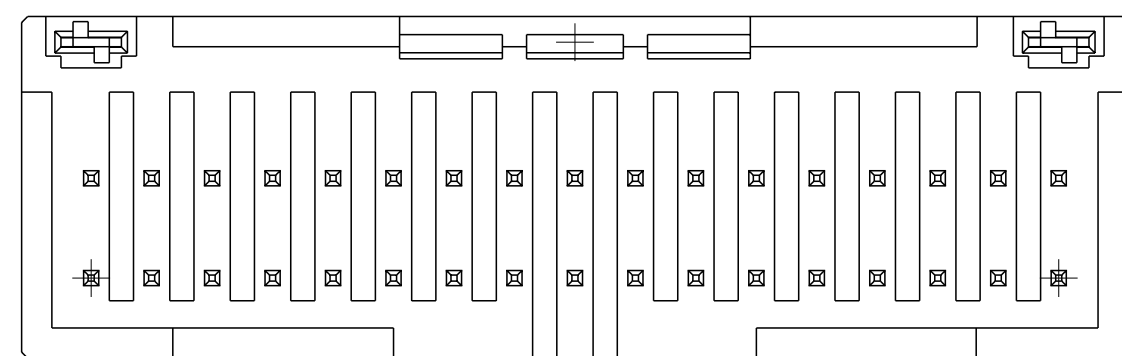
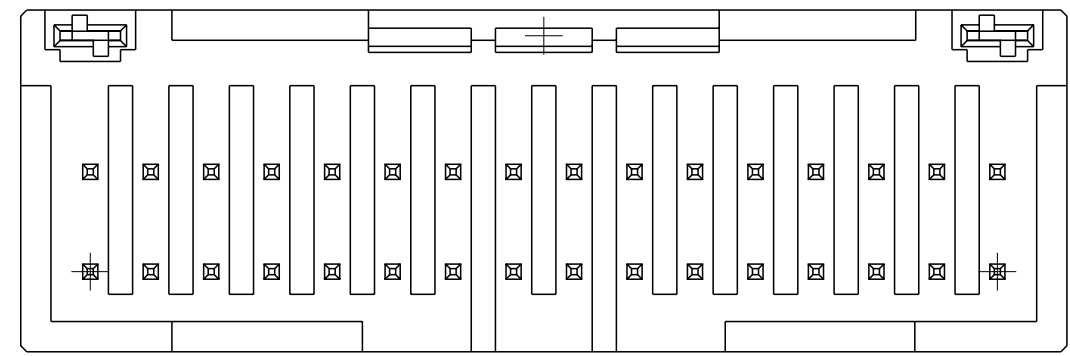
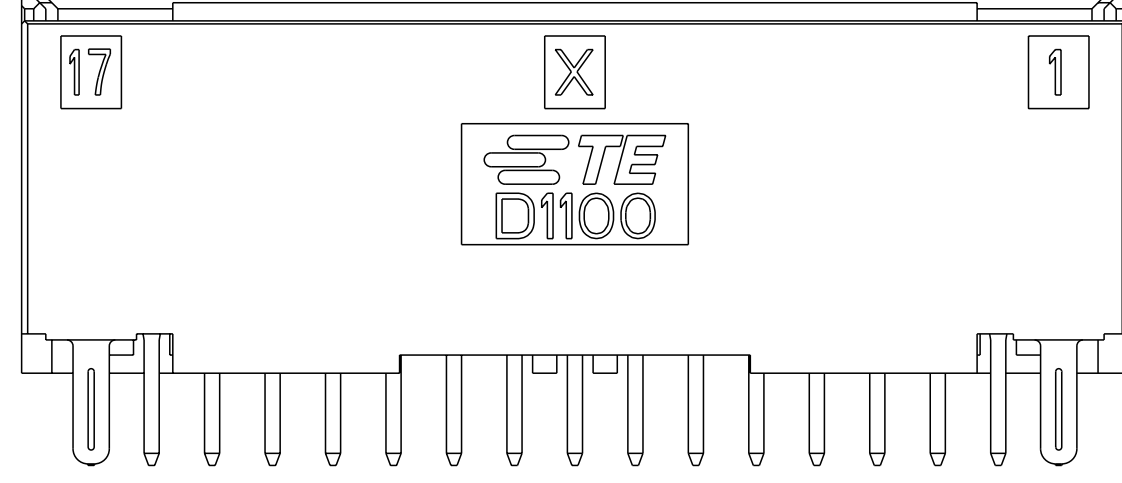
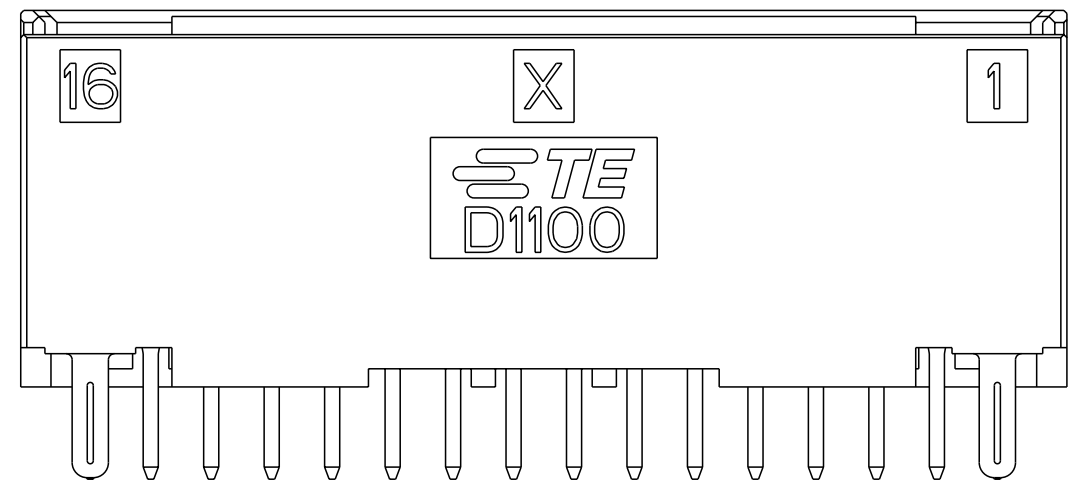
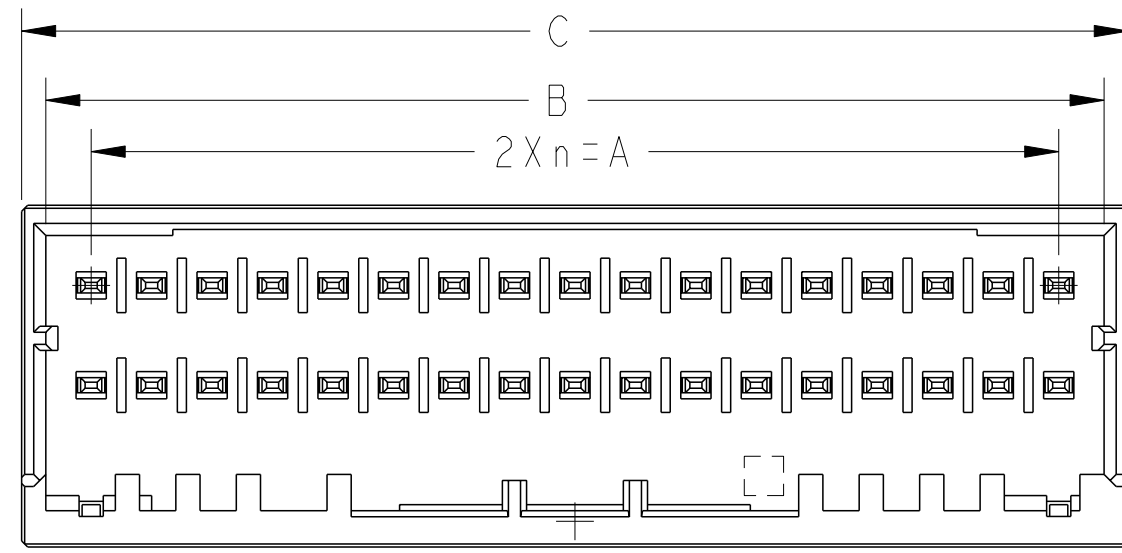
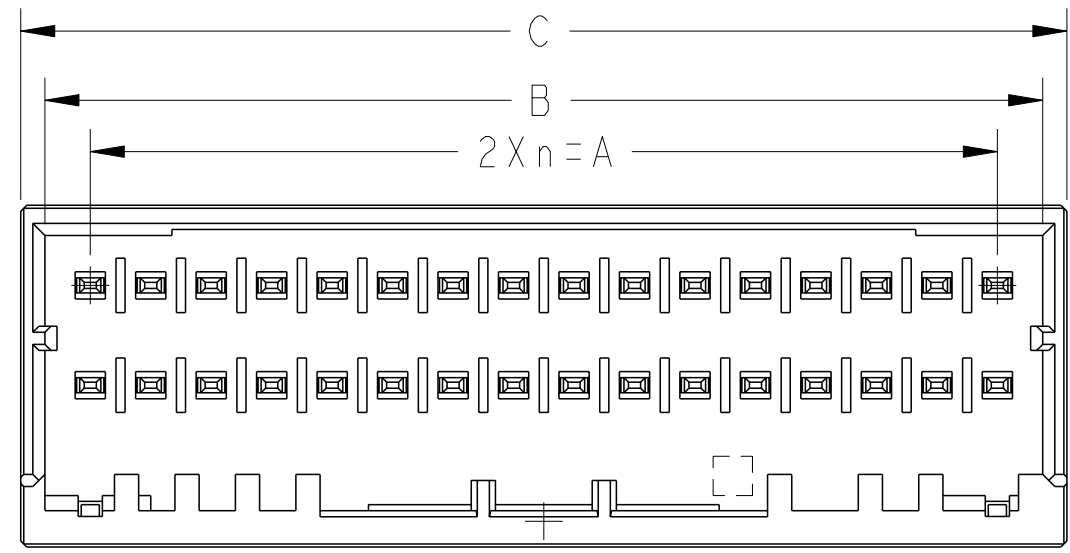
26POS(X-KEY): I-1827872-3

28POS(X-KEY): I-1827872-4

THIS DRAWING IS A CONTROLLED DOCUMENT.		DWN T. KUDO 16MAR2005	STE TE Connectivity	
DIMENSIONS: mm		CHK D. MITSUGI 23AUG2005		
TO DIMENSIONS UNLESS OTHERWISE SPECIFIED:		APVD D. MITSUGI 23AUG2005	NAME DYNAMIC D1100D 2.0mmPITCH HDR ASSY (V-TYPE) 22-40POS	
1 PLC ±0.1		PRODUCT SPEC 108-78268	SIZE A200779	
2 PLC ±0.01		APPLICATION SPEC 114-5377	CAGE CODE C-1827872	
3 PLC ±0.001		WEIGHT -	DRAWING NO -	
4 PLC ±0.0001		CUSTOMER DRAWING	RESTRICTED TO -	
ANGLES ±		SCALE 4:1	SHEET 2 OF 3	
FINISH		REV C I		

THIS DRAWING IS UNPUBLISHED. RELEASED FOR PUBLICATION 20
 © COPYRIGHT 20 BY Tyco Electronics Japan G.K. ALL RIGHTS RESERVED.

REVISIONS				DATE	DWN	APVD
LOC	DIST	P	LTR	DESCRIPTION		
J	-			SEE SHEET 1 OF 3		



32POS(X-KEY): I-1827872-6

34POS(X-KEY): I-1827872-7

THIS DRAWING IS A CONTROLLED DOCUMENT.		DWN T. KUDO 16MAR2005	TE Connectivity	
DIMENSIONS: mm		CHK D. MITSUGI 23AUG2005		
TOLERANCES UNLESS OTHERWISE SPECIFIED:		APVD D. MITSUGI 23AUG2005	NAME DYNAMIC D1100D 2.0mmPITCH HDR ASSY (V-TYPE) 22-40POS	
1 PLC ±		PRODUCT SPEC 108-78268	SIZE A200779	
2 PLC ±0.1		APPLICATION SPEC 114-5377	CAGE CODE C-1827872	
3 PLC ±0.01		WEIGHT -	DRAWING NO -	
4 PLC ±0.001		MATERIAL -	RESTRICTED TO -	
ANGLES ±		SCALE 4:1 SHEET 3 OF 3 REV C1		
FINISH		CUSTOMER DRAWING		