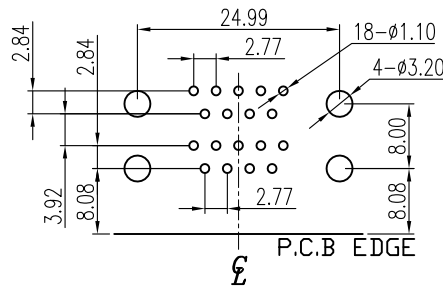
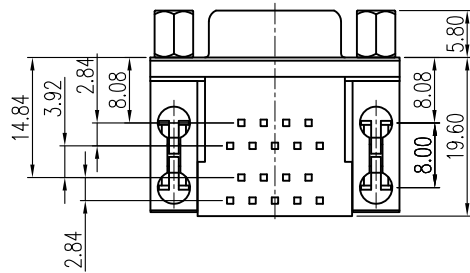
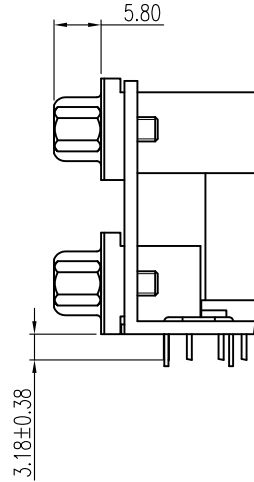
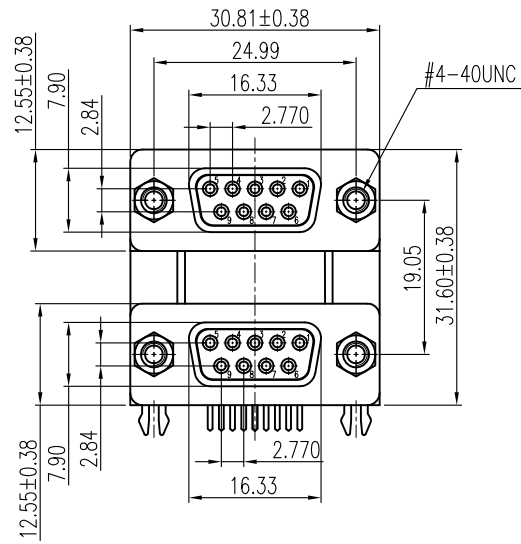


This document is the property of Amphenol Corporation and is delivered on the express condition that it is not to be disclosed, reproduced or used, in whole or in part, for manufacture or sale by anyone other than Amphenol Corporation without its prior consent, & that no right is granted to disclose or to use any information in this document.

Customer Drawing



RECOMMENDED P.C.B LAYOUT

TOLERANCE: ±0.05mm



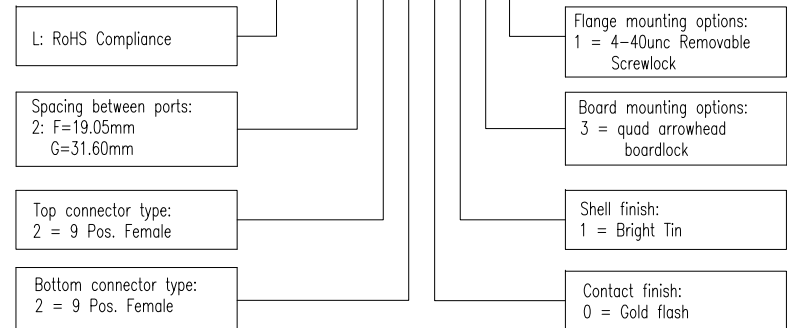
REVISIONS				
SYM	ECN	DESCRIPTION	DATE	APPROVED
1	HK--	First Release Drawing	03/01/13	IP
2	HK--	Update the Drawing	08/04/16	IP

D-SUB TECHNICAL DATA

SHELL: SPCC, 100u" Tin over 50u" nickel over 50u" Copper
 BODY: PBT, UL 94V-0, Color:Black.
 CONTACTS: Copper alloy
 Gold flash over 50u" nickel on mating area
 100u" tin over 50u" nickel on solder area
 BOARDLOCK: Copper Alloy, Tin Plated.
 BRACKET : Zinc Alloy, Nickel Plated.
 SCREWLOCK: Copper Alloy, Nickel Plated.
 ELECTRICAL: Voltage rating 250 V Rms
 Current Rating : 3 AMP
 Withstanding Voltage >1000 V Rms
 Insulation resistance >1000 M Ohms
 Contact resistance 25 mOhms max

PRODUCT CODE

L17H2220131



UNLESS OTHERWISE SPECIFIED TOLERANCES	APPROVAL		DATE
	U.S.	METRIC	
.X +/-	0.50		DRAWN Felix Liu 08/04/16
.XX +/-	0.30		CHECKED Tony Tang 08/04/16
.XXX +/-	0.20		CHECKED
FRACTIONS +/-		5°	
ANGLES +/-			
FOR MATERIALS AND FINISHES SEE NOTES			
REMOVE SHARP EDGES			
DIMENSIONS			
U.S. INCHES			
METRIC MM			
DRAWING FILE :			
ANGLE OF PROJECTION			
TITLE			
Amphenol			
D-sub, Dual port, L17H Series			
SIZE	DRAWING NO.		REV.
A4	L17H2220131		2
SCALE	NONE		SHEET 1 OF 1