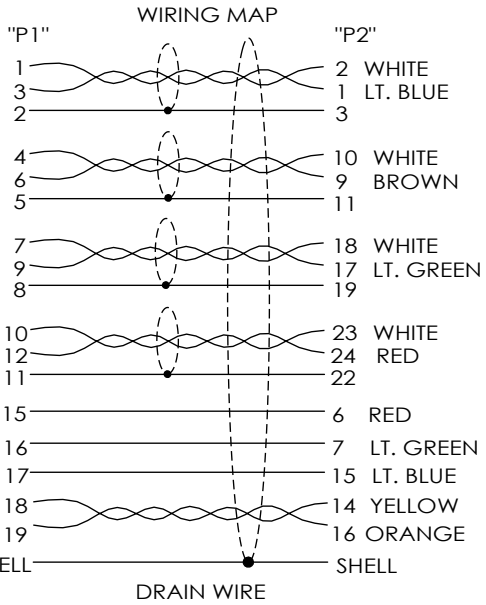
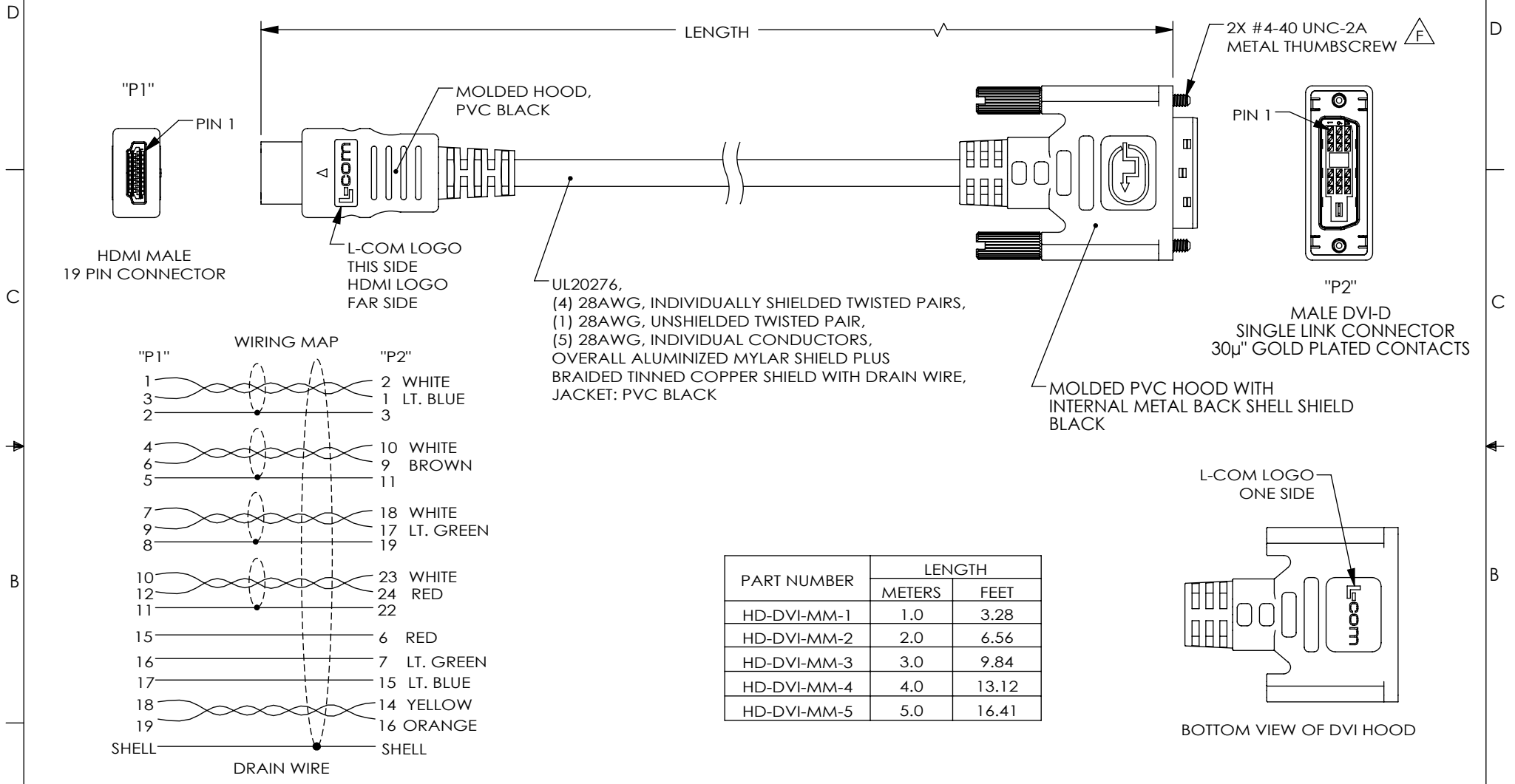
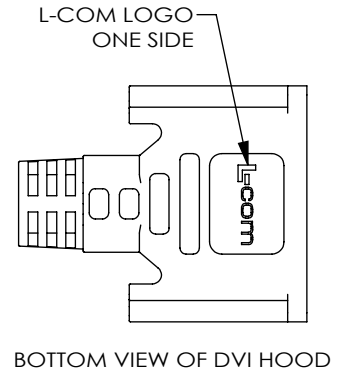


THE INFORMATION CONTAINED IN THIS DRAWING IS THE SOLE PROPERTY OF L-COM, INC. ANY REPRODUCTION IN PART OR WHOLE WITHOUT THE WRITTEN PERMISSION OF L-COM, INC. IS PROHIBITED.

REVISIONS			
REV	DESCRIPTION	DATE	APPROVED
E	ECN 8044: "P1" IS NOW MTN-518, REVISED ROHS STAMP	8/6/15	D.FRISIELLO
F	ECN8182: UPT DWG FROM MOLDED THUMBSCREW TO METAL THUMBSCREW	11/28/2015	B.ZHANG



PART NUMBER	LENGTH	
	METERS	FEET
HD-DVI-MM-1	1.0	3.28
HD-DVI-MM-2	2.0	6.56
HD-DVI-MM-3	3.0	9.84
HD-DVI-MM-4	4.0	13.12
HD-DVI-MM-5	5.0	16.41



- NOTES:**
1. TRIM AND SECURE ALL UNUSED CONDUCTORS.
 2. CABLE ASSEMBLY SHALL BE TESTED FOR CONTINUITY.
 3. CABLE ASSEMBLY SHALL BE INDIVIDUALLY PACKAGED IN ACCORDANCE WITH L-COM SPECIFICATION PS-0031.
 4. DUST COVERS INSTALLED ON DVI HOOD FOR SHIPPING (NOT SHOWN).
- REGULATORY COMPLIANCE:**
CE2011/65/EU (RoHS DIRECTIVE)

UNLESS OTHERWISE SPECIFIED, DIMENSIONS ARE IN INCHES [mm] OVERALL CABLE LENGTH TOLERANCE: ≤12 [305] = +1 [25] / -0 >12 [305] ≤60 [1524] = +2 [51] / -0 >60 [1524] ≤120 [3048] = +4 [102] / -0 >120 [3048] ≤300 [7620] = +6 [152] / -0 >300 [7620] = +3% / -0%	APPROVALS	DATE		45 BEECHWOOD DRIVE NORTH ANDOVER, MA 01845
	DRAWN BY D. CASTRO	9/21/11		
ALL OTHER DIMENSIONAL TOLERANCES: .X = ±.2 [5.08] .XX = ±.02 [.51] .XXX = ±.005 [0.13]	CHECKED BY D. PARHAM	9/21/11	PRODUCT DESCRIPTION CA HDMI M/DVI-D M SNGL LNK	
PROJECTION 	APPROVED BY P. MCNEIL	9/21/11	SIZE A	FSCM NO. 43321
	CONFIGURATION DETAILS OF UNDIMENSIONED FEATURES MAY VARY		DWG. NO. HD-DVI-MM	REV. F
	COLOR VARIATIONS MAY OCCUR		SCALE: NONE	CAD FILE: HD-DVI-MM.SLDDRW
	REF		SHEET 1 OF 1	