


REVISIONS						
REV	ECO NO.	DESCRIPTION	BY	DATE	APP'D BY	DATE
1		ORIGINAL RELEASE	AAM	11/16/1992	DE	11/16/1992
2		ADDED Ø.218	AAM	7/29/1996	DE	7/29/1996
3	23590	UPDATED AND ADDED GAGE	TD	11/18/2014		

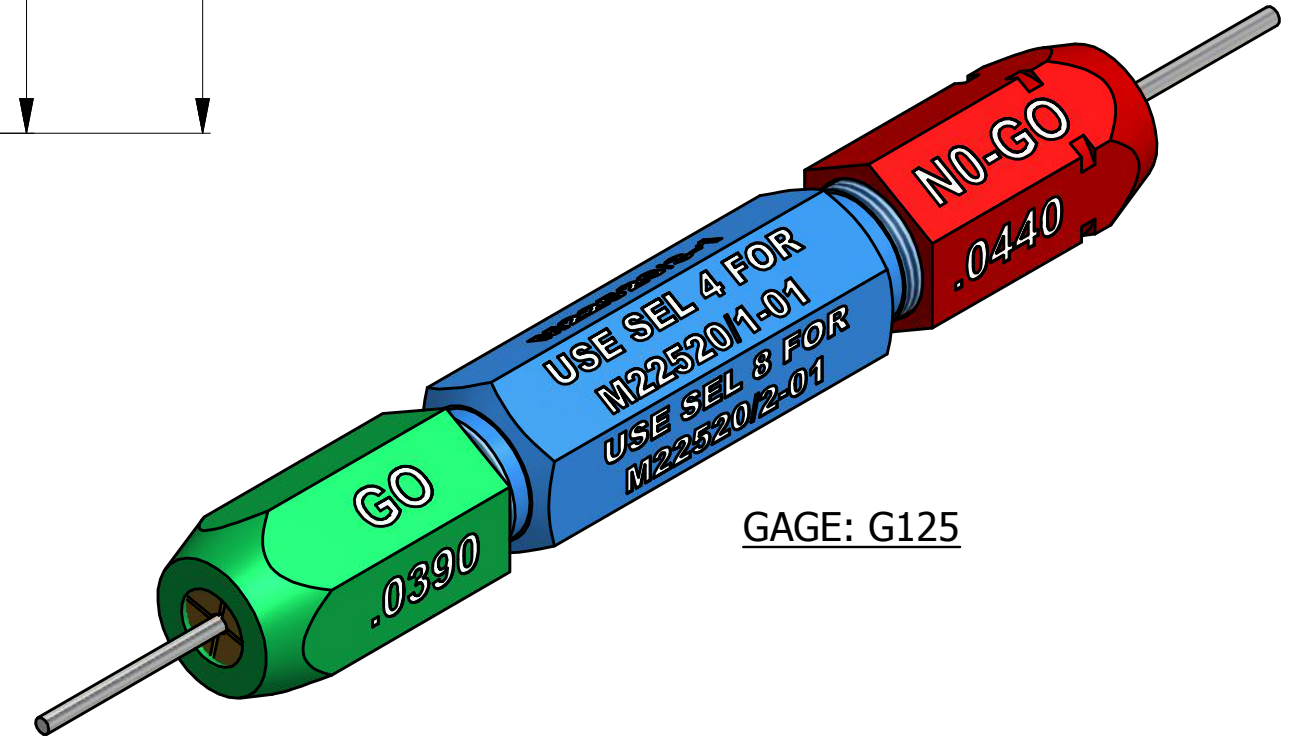
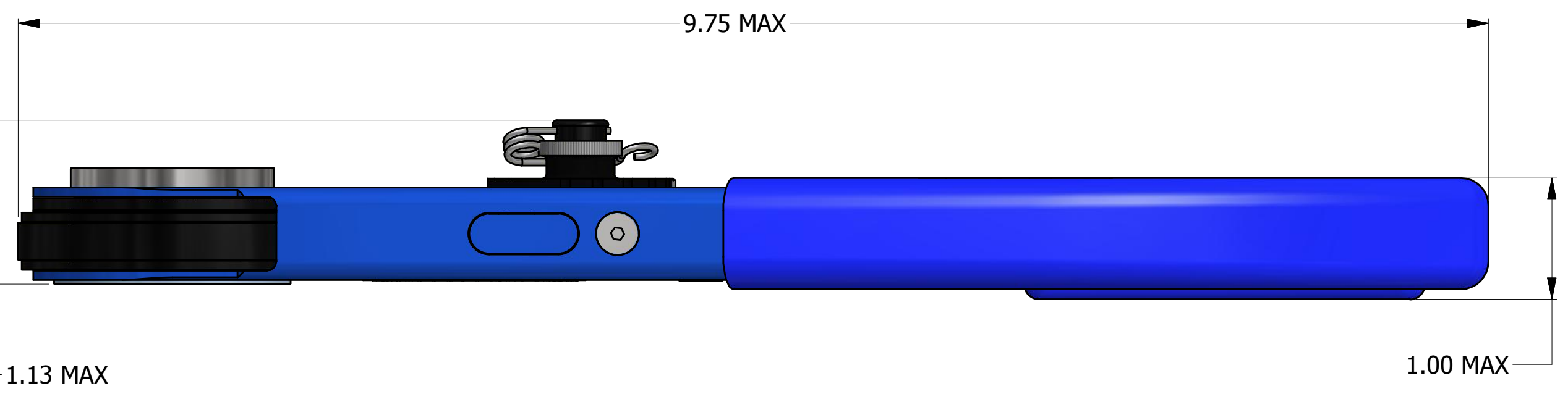
**UNCONTROLLED DOCUMENT  
WILL NOT BE UPDATED**  
DIMENSIONS IN INCHES - UNLESS OTHERWISE SPECIFIED



**GAGING LIMITS OF INDENTERS**

SEL NO	INSPECTION GAGE	
	Ø GO ±.0001	Ø NO-GO ±.0001
1	.0280	.0330
2	.0320	.0370
3	.0360	.0410
4	.0390	.0440
5	.0450	.0500
6	.0520	.0570
7	.0590	.0640
8	.0680	.0730

CHECK WITH GAGE: G125 SEL #4



GAGE: G125

**RESTRICTED & CONFIDENTIAL**  
CONFIDENTIAL PROPERTY OF DANIELS MANUFACTURING CORP. NOT TO BE DISCLOSED TO OTHERS. REPRODUCTION OR USED FOR ANY OTHER PURPOSE EXCEPT AS AUTHORIZED IN WRITING BY DANIELS MANUFACTURING. MUST BE RETURNED TO DANIELS MANUFACTURING CORP. ON COMPLETION OF ORDER OR PURPOSES FOR WHICH LENT.  
CREATED FROM AN INVENTOR MODEL.  
CHANGES MUST BE REFLECTED IN THE 3D PART  
DO NOT SCALE DRAWING

MATERIAL	ITEM	PART NO.	QTY.	DESCRIPTION / REMARKS
N/A	DRN. A. MOO-YOUNG CHK'D. DE	DATE 11/16/1992 DATE 11/16/1992		<b>DMC</b> DANIELS MANUFACTURING CORP. ORLANDO, FLORIDA CAGE 11851
HEAT TREAT	NOTE: THIS DRAWING IS AN OUTLINE DRAWING OF THE RESPECTIVE DMC PART NUMBER INDICATED. ACTUAL DMC PART NUMBER IS CAD PART NUMBER WITHOUT THE "-ENV" SUFFIX		TITLE CRIMP TOOL (M22520/1-01) ENVELOPE DRAWING	
FINISH	WHERE USED:		SIZE	SCALE
N/A	AF8-ENV		C	1.25X
			DWG. NO.	REV.
			AF8	1 OF 1 3