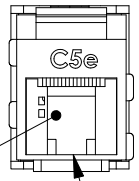
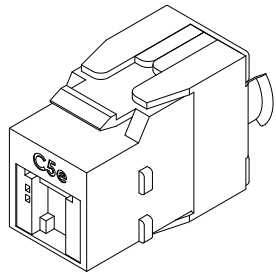


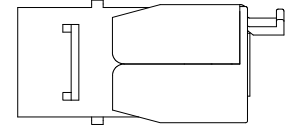
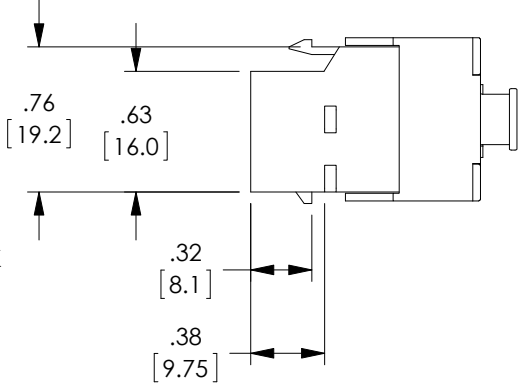
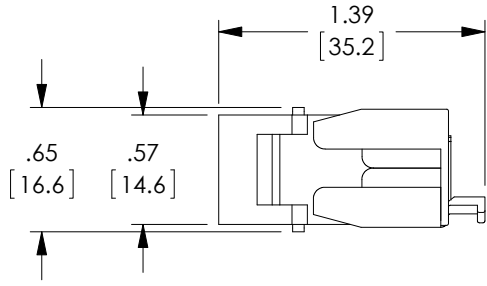
THE INFORMATION CONTAINED IN THIS DRAWING IS THE SOLE PROPERTY OF L-COM, INC. ANY REPRODUCTION IN PART OR WHOLE WITHOUT THE WRITTEN PERMISSION OF L-COM, INC. IS PROHIBITED.

REVISIONS			
REV	DESCRIPTION	DATE	APPROVED
A	INITIAL RELEASE	1/12/18	D.FRISIELLO

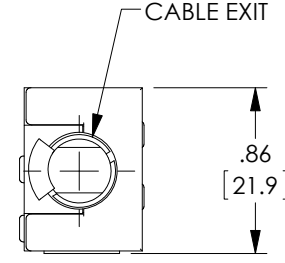


SHUTTER

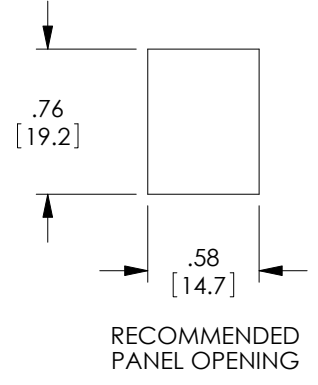
RJ45 (8P8C) JACK (NOT SHOWN)



(IDC CAP NOT SHOWN)



CABLE EXIT



RECOMMENDED PANEL OPENING

NOTES:

MATERIAL:

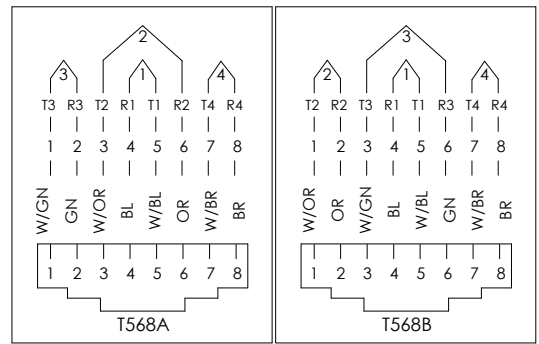
- KEYSTONE JACK HOUSING: PC, UL94V-0
- REAR HOUSING: PC, UL94V-0
- KEYSTONE JACK LATCH: PC+ABS, UL94V-0
- CONTACT HOLDER: UL94V-0
- SHUTTER: PC, UL94V-0
- SPRING: SUS304
- JACK CONTACTS: PHOSPHOR BRONZE, 50µ" GOLD PLATE
- IDC PLASTIC: PC, UL94V-0
- IDC TERMINALS: PHOSPHOR BRONZE, TIN OVER NICKEL.

MISCELLANEOUS:

- COMPONENT IN ACCORDANCE WITH:
  - CATEGORY 5e RATED PER ANSI/TIA-568-C.2
  - IEC 60603-7
  - IEEE 802.3 AT POWER OVER ETHERNET PLUS (PoE+) APPLICATION.
  - IEC 60512-99-001 MATING AND UN-MATING CONNECTORS UNDER ELECTRICAL LOAD.
- INSERTION LIFE: 750 MATING CYCLES
- PLUG RETENTION FORCE: 11 LBF MIN.
- CONTACT ACCOMMODATES 22 TO 24 AWG SOLID
- OPERATING TEMPERATURE RANGE: -10°C TO 60°C
- STORAGE TEMPERATURE RANGE: -40°C TO 68°C
- INSULATION RESISTANCE: 500 MΩ
- DIELECTRIC WITHSTANDING VOLTAGE: 1000 V AC
- DC CURRENT RATING: 1.5 AMPS
- NOTE: ONLY ACCEPTS RJ45 8P8C PLUG
- COMPONENT SHALL BE INDIVIDUALLY PACKAGED IN ACCORDANCE WITH L-COM SPECIFICATION PS-0031.

REGULATORY COMPLIANCE:

CE2011/65/EU (RoHS DIRECTIVE)



UNLESS OTHERWISE SPECIFIED, DIMENSIONS ARE IN INCHES [mm] OVERALL CABLE LENGTH TOLERANCE: ≤12 [305] = +1 [25] / -0 >12 [305] ≤60 [1524] = +2 [51] / -0 >60 [1524] ≤120 [3048] = +4 [102] / -0 >120 [3048] ≤300 [7620] = +6 [152] / -0 >300 [7620] = +5% / -0% ALL OTHER DIMENSIONAL TOLERANCES: .X = ±.2 [5.08] .XX = ±.02 [1.51] .XXX = ±.005 [1.13]	APPROVALS DRAWN BY D.FRISIELLO	DATE 1/10/18	50 HIGH STREET NORTH ANDOVER, MA 01845	
	CHECKED BY D.GUITADAURO	DATE 1/12/18		CATEGORY TELECOM/MODULAR
	APPROVED BY D.GUITADAURO	DATE 1/12/18	PRODUCT DESCRIPTION C5E KEYSTONE JACK RJ45/TL PoE	SIZE A
	PROJECTION 	COLOR VARIATIONS MAY OCCUR	FSCM NO. 43321	DWG. NO. RJTLC5E-POE
		SCALE: NONE	CAD FILE: RJTLC5E-POE.SLDDRW	REV. A
				SHEET 1 OF 1