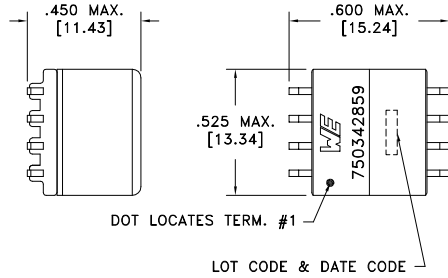
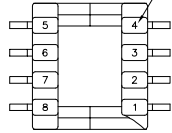


CUSTOMER TERMINAL	RoHS	LEAD(Pb)-FREE
Sn96%, Ag4%	Yes	Yes

more than you expect

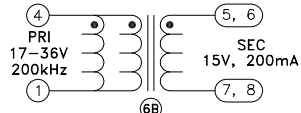


TERM. NO.'s FOR REF. ONLY



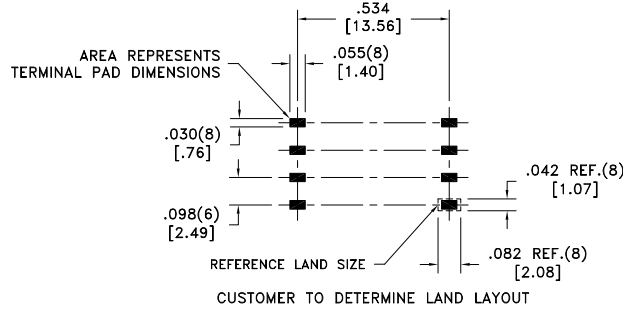
DOT LOCATES TERM. #1

LOT CODE & DATE CODE



Customer to tie terminals 5&6 and 7&8 internally on PCB.

Application of the transformer allows for the leadwires between terminals 5&6 and 7&8 to solder bridge.



ELECTRICAL SPECIFICATIONS @ 25°C unless otherwise noted:

PARAMETER	TEST CONDITIONS	VALUE
D.C. RESISTANCE	4-1 @20°C	0.090 ohms max.
D.C. RESISTANCE	6-7 tie(5+6, 7+8), @20°C	0.287 ohms max.
INDUCTANCE	4-1 50kHz, 100mVAC, Ls	50.0uH ±10%
SATURATION CURRENT	4-1 20% rolloff from initial	1.4A
LEAKAGE INDUCTANCE	4-1 tie(5+6+7+8), 100kHz, 100mVAC, Ls	1.50uH max.
RESONANT FREQUENCY	4-1	1.4Mhz min.
DIELECTRIC	4-Core 625VAC, 1 second	-
DIELECTRIC	5-Core tie(5+6), 625VAC, 1 second	-
DIELECTRIC	4-5 tie(5+6), 1875VAC, 1 second	-
URNS RATIO	(6-7):(4-1), tie(5+6, 7+8)	1.81:1, ±1%

GENERAL SPECIFICATIONS:

OPERATING TEMPERATURE RANGE: -40°C to +125°C including temp rise.

Wire insulation & RoHS status not affected by wire color.
Wire insulation color may vary depending on availability.

REV.	DATE	Packaging Specifications Method: Tape & Reel PKG-0328 www.we-online.com/midcom		Tolerances unless otherwise specified: Angles: ±1° Fractions: ±1/64 Decimals: ±.005 [.13] Footprint: ±.005 [.13]	DRAWING TITLE TRANSFORMER	PART NO. 750342859
6B	9/16			This drawing is dual dimensioned. Dimensions in brackets are in millimeters.	eiSos p/n: 750342859	SPECIFICATION SHEET 1 OF 1
6A	8/16	SEE REVISION SHEET FOR REVISION LEVEL				