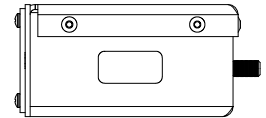
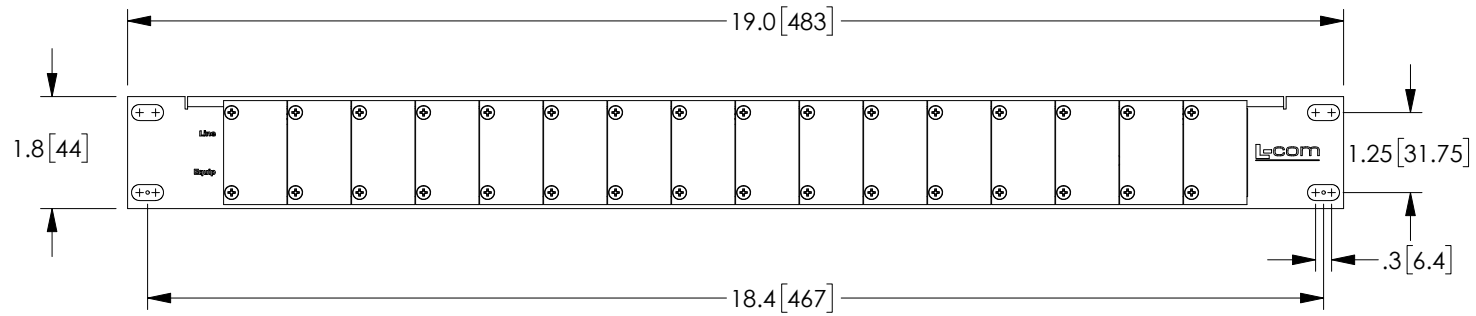
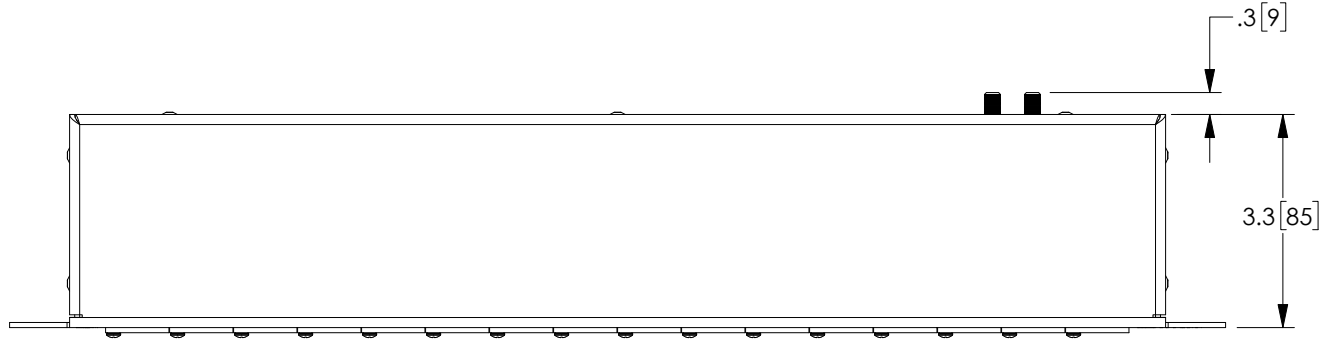


THE INFORMATION CONTAINED IN THIS DRAWING IS THE SOLE PROPERTY OF L-COM, INC. ANY REPRODUCTION IN PART OR WHOLE WITHOUT THE WRITTEN PERMISSION OF L-COM, INC. IS PROHIBITED.

REVISIONS			
REV	DESCRIPTION	DATE	APPROVED
A	REV A DRAWING RELEASED	03/07/18	JLABOY



**NOTES:**

HARDWARE INCLUDED.

COMPONENT SHALL BE INDIVIDUALLY PACKAGED IN ACCORDANCE WITH L-COM SPECIFICATION PS-0031.

**REGULATORY COMPLIANCE:**  
CE2011/65/EU (RoHS DIRECTIVE)

UNLESS OTHERWISE SPECIFIED, DIMENSIONS ARE IN INCHES [mm] OVERALL CABLE LENGTH TOLERANCE: $\leq 12$ [305] = +1 [25] / -0 $> 12$ [305] $\leq 60$ [1524] = +2 [51] / -0 $> 60$ [1524] $\leq 120$ [3048] = +4 [102] / -0 $> 120$ [3048] $\leq 300$ [7620] = +6 [152] / -0 $> 300$ [7620] = +5% / -0% ALL OTHER DIMENSIONAL TOLERANCES: .X = $\pm .2$ [5.08] .XX = $\pm .02$ [5.1] .XXX = $\pm .005$ [1.3]	APPROVALS B.PUCHASKI CHECKED BY D.FRISIELLO APPROVED BY M.MARTINEZ	DATE 03/02/18 03/02/18 03/02/18	50 HIGH STREET NORTH ANDOVER, MA 01845 CATEGORY <b>LIGHTNING PROTECTOR</b> PRODUCT DESCRIPTION <b>1U 16 SLOT ENCL LPXT MODULES</b>	
	CONFIGURATION DETAILS OF UNDIMENSIONED FEATURES MAY VARY			SCALE: NONE CAD FILE: LPXT-MOD-CHASSIS.SLDDRW SHEET 1 OF 1
	COLOR VARIATIONS MAY OCCUR	SIZE <b>A</b>		FSCM NO. <b>43321</b>

