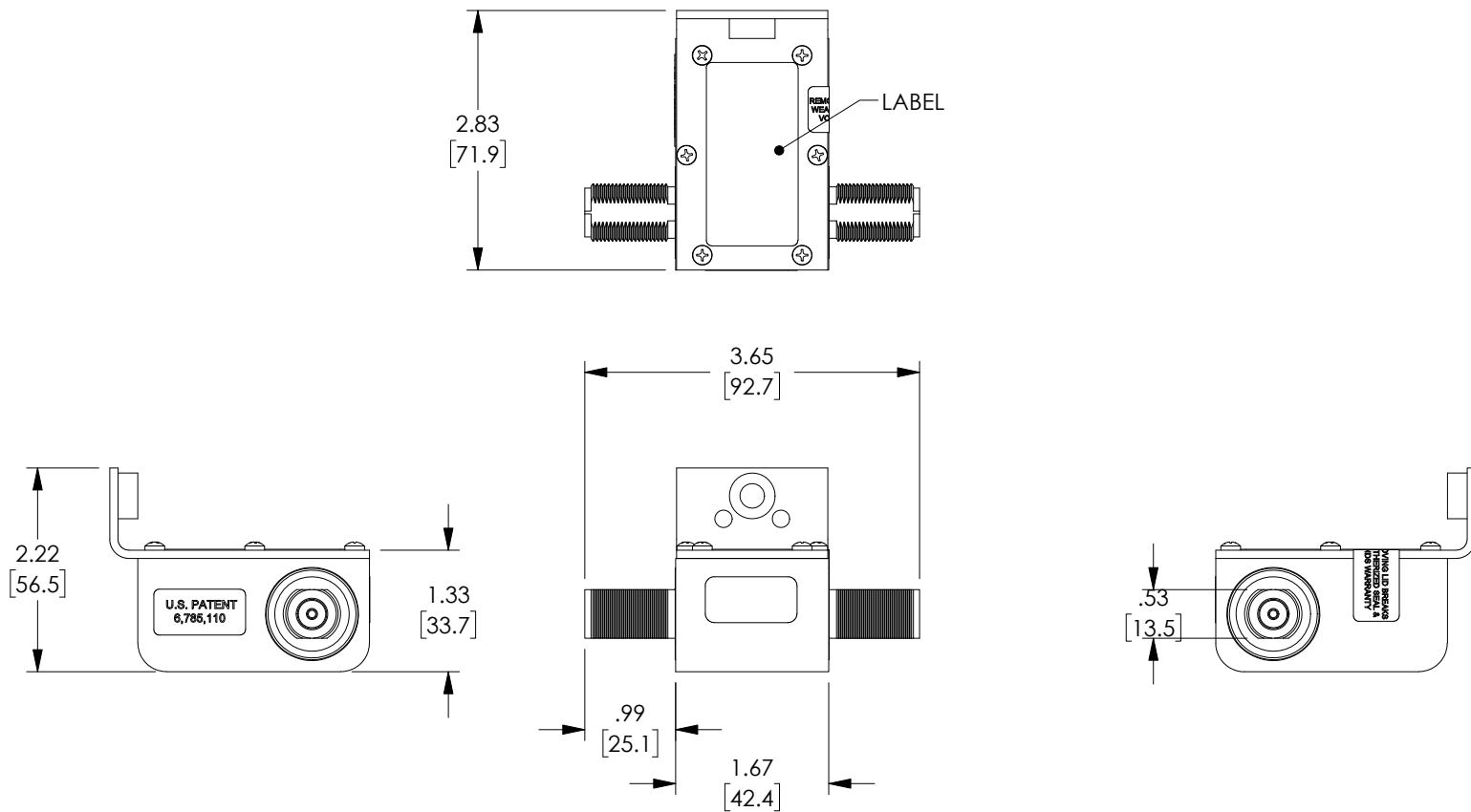


THE INFORMATION CONTAINED IN THIS DRAWING IS THE SOLE
PROPERTY OF L-COM, INC. ANY REPRODUCTION IN PART OR WHOLE
WITHOUT THE WRITTEN PERMISSION OF L-COM, INC. IS PROHIBITED.



REVISIONS			
REV	DESCRIPTION	DATE	APPROVED
A	INITIAL RELEASE	3/8/18	D.FRISIELLO



NOTES:

1. HARDWARE INCLUDED.
2. COMPONENT SHALL BE INDIVIDUALLY PACKAGED IN ACCORDANCE WITH L-COM SPECIFICATION PS-0031.

REGULATORY COMPLIANCE:
CE2011/65/EU(RoHS DIRECTIVE)

UNLESS OTHERWISE SPECIFIED, DIMENSIONS ARE IN INCHES [mm] OVERALL CABLE LENGTH TOLERANCE: ≤12 [305] = +1 [25] / -0 >12 [305] ≤60 [1524] = +2 [51] / -0 >60 [1524] ≤120 [3048] = +4 [102] / -0 >120 [3048] ≤300 [7620] = +6 [152] / -0 >300 [7620] = +5% / -0% ALL OTHER DIMENSIONAL TOLERANCES: .X = ±.2 [5.08] .XX = ±.02 [51] .XXX = ±.005 [13] PROJECTION 	APPROVALS	DATE	 <div>50 HIGH STREET NORTH ANDOVER, MA 01845</div>		
	DRAWN BY D.FRISIELLO	3/8/18		CATEGORY RF LIGHTNING PROTECTORS	
	CHECKED BY M.MARTINEZ	3/8/18			
	APPROVED BY M.MARTINEZ	3/8/18			
CONFIGURATION DETAILS OF UNDIMENSIONED FEATURES MAY VARY		PRODUCT DESCRIPTION 100MHz TO 512MHz NFNF LID B MOUNT			
COLOR VARIATIONS MAY OCCUR	SIZE A	FSCM NO. 43321		DWG. NO. LCSP1035	REV. A
		SCALE: NONE		CAD FILE: LCSP1035.SLDDRW	SHEET 1 OF 1