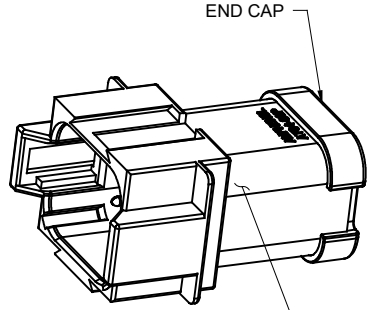
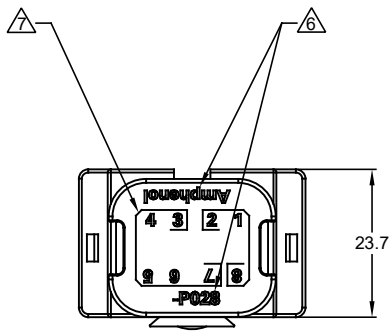
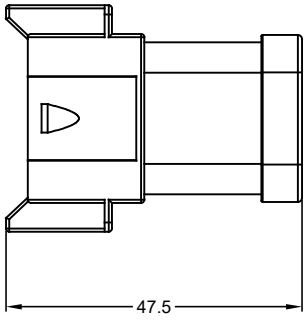
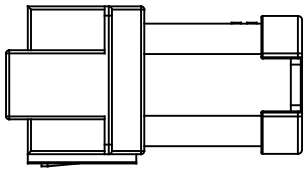
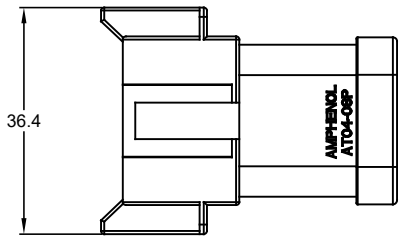


REVISIONS					
REV	ECO	DESCRIPTION	DATE	BY	APPR
A1	-	RELEASE NEW DRAWING	10APR18	ROOKIE	TOMMY



1 REFER TO SHEET 2 FOR AVAILABLE CONNECTOR COLORS

1 KEYWAY (2) PLACES

NOTES: UNLESS OTHERWISE SPECIFIED

1 SEE SHEET 2 FOR KEY ARRANGEMENTS AND COLORS.

2. MATERIAL:  
HOUSING: THERMOPLASTIC  
SEAL: SILICONE RUBBER  
CONTACT: COPPER ALLOY

3. MODIFICATIONS: 3 PIN BUSBAR AND 5 PIN BUSBAR WITH NICKEL PLATED

4. SPECIFICATIONS:  
4.1 CURRENT RATING: 13 AMPS MAXIMUM FOR THE 3 PIN BUSBAR  
26 AMPS MAXIMUM FOR THE 5 PIN BUSBAR  
4.2 OPERATING TEMPERATURE: -55°C TO +125°C.  
4.3 DIELECTRIC WITHSTANDING VOLTAGE: LESS THAN 2 MILLIAMPS CURRENT LEAKAGE @ 1500 VOLTS AC.  
4.4 INSULATION RESISTANCE: 1000 MEGOHM MIN @ 25°C.  
4.5 MOISTURE RESISTANCE: IP67 ( MATED CONDITION ).  
4.6 MATING CYCLE DURABILITY: 100 CYCLES  
4.7 RoHS COMPLIANT

5. MATING PART: AT06-08SX\* PLUG  
(X=A,B,C,D KEYS \* = AVAILABLE MODIFICATIONS )

6 ORIENTATION OF "Amphenol" AND "-P028" TO BE OPTIONAL

7 BORDERS SIGNIFY THAT PINS 1,2,8 ARE BUSSED TOGETHER WITH A 3 PIN BUSBAR AND PINS 3,4,5,6,7 ARE BUSSED TOGETHER WITH A 5 PIN BUSBAR.

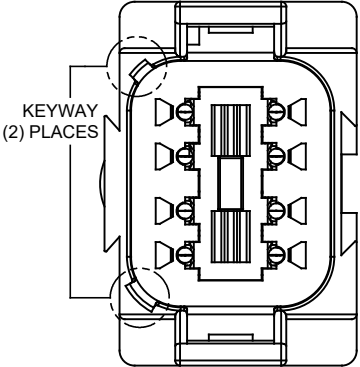
8. ALL DIMENSIONS ARE FOR REFERENCE USE ONLY.

SEE SHEET 2					
QUANTITY	PART NUMBER	DESCRIPTION			ITEM
<b>MATERIALS LIST</b>					
UNLESS OTHERWISE SPECIFIED 1) All dimensions are in metric(mm). 2) Tolerances are as follows: 1 PL DEC ±0.30 2 PL DEC ±0.15 3 PL DEC ±0.08 3) Note reference = 1		SIGNATURES DRAWN: ROOKIE CHECKED: ORION ENGINEER: APPROVAL: TOMMY CUSTOMER:		DATE 10APR18 10APR18 10APR18	
MATERIAL SPECIFICATIONS:		THIS DRAWING IS SUPPLIED FOR INFORMATION ONLY. DESIGN FEATURES, SPECIFICATIONS AND PERFORMANCE DATA SHOWN HEREON ARE THE PROPERTY OF THE AMPHENOL CORPORATION. NO RIGHTS OF REPRODUCTION ARE IMPLIED. ALL DIMENSIONS ARE SUBJECT TO NORMAL MANUFACTURING VARIATIONS.		<p>Sine Systems - www.amphenol-sine.com 44724 Morley Drive Clinton Township, MI 48036</p> <p><b>AT 8WAY RECEPTACLE 5&amp;3 PIN BUSBAR-NICKEL PLATED</b></p>	
PROCESS SPECIFICATIONS:		SIZE	TYPE	DWG NO.	REVISION
NEXT ASSY:		B	C-	AT04-08PX-P028	A1
		SCALE:	NONE	SHEET 1	OF 2

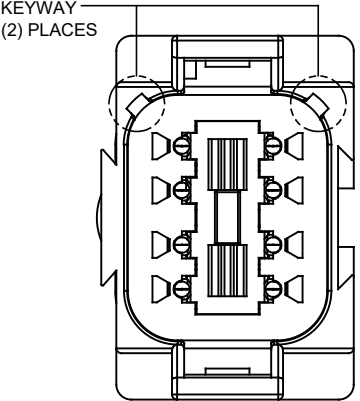
TITLE: AT 8WAY RECEPTACLE 5&3 PIN BUSBAR-NICKEL PLATED  
DWG NO.: AT04-08PX-P028  
REV: A1  
SH: 1  
OF: 2

REVISIONS					
REV	ECO	DESCRIPTION	DATE	BY	APPR
A1	-	RELEASE NEW DRAWING	10APR18	ROOKIE	TOMMY

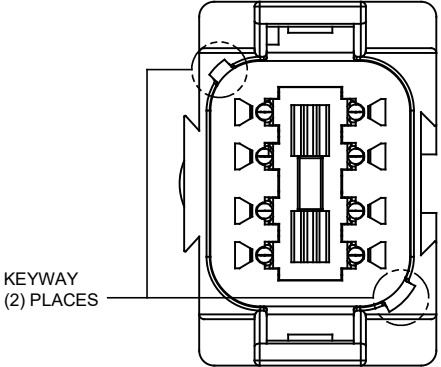
P/N AT04-08PA-P028  
KEY-A CONFIGURATION  
STANDARD COLOR: GREY



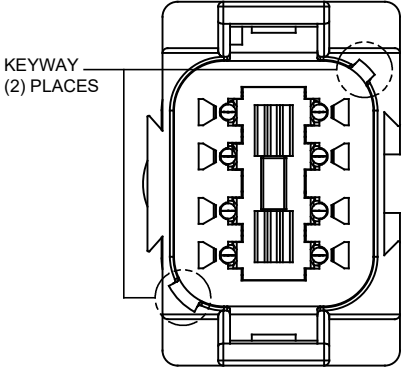
P/N AT04-08PB-P028  
KEY-B CONFIGURATION  
STANDARD COLOR: BLACK



P/N AT04-08PC-P028  
KEY-C CONFIGURATION  
STANDARD COLOR: GREEN



P/N AT04-08PD-P028  
KEY-D CONFIGURATION  
STANDARD COLOR: BROWN



TITLE: AT 8WAY RECEPTACLE 5&3 PIN BUSBAR-NICKEL PLATED  
DWG NO: AT04-08PX-P028  
REV: A1  
SH: 2  
OF: 2

QUANTITY	PART NUMBER	DESCRIPTION	ITEM												
<b>MATERIALS LIST</b>															
UNLESS OTHERWISE SPECIFIED 1) All dimensions are in metric(mm). 2) Tolerances are as follows: 1 PL DEC ±0.30 2 PL DEC ±0.15 3 PL DEC ±0.08 3) Note reference =		<table border="1"> <thead> <tr> <th>SIGNATURES</th> <th>DATE</th> </tr> </thead> <tbody> <tr> <td>DRAWN: ROOKIE</td> <td>10APR18</td> </tr> <tr> <td>CHECKED: ORION</td> <td>10APR18</td> </tr> <tr> <td>ENGINEER:</td> <td></td> </tr> <tr> <td>APPROVAL: TOMMY</td> <td>10APR18</td> </tr> <tr> <td>CUSTOMER:</td> <td></td> </tr> </tbody> </table>	SIGNATURES	DATE	DRAWN: ROOKIE	10APR18	CHECKED: ORION	10APR18	ENGINEER:		APPROVAL: TOMMY	10APR18	CUSTOMER:		<h1>Amphenol</h1> <p>Sine Systems - www.amphenol-sine.com 44724 Morley Drive Clinton Township, MI 48036</p>
SIGNATURES	DATE														
DRAWN: ROOKIE	10APR18														
CHECKED: ORION	10APR18														
ENGINEER:															
APPROVAL: TOMMY	10APR18														
CUSTOMER:															
MATERIAL SPECIFICATIONS:  PROCESS SPECIFICATIONS:  NEXT ASSY:		THIS DRAWING IS SUPPLIED FOR INFORMATION ONLY. DESIGN FEATURES, SPECIFICATIONS AND PERFORMANCE DATA SHOWN HEREON ARE THE PROPERTY OF THE AMPHENOL CORPORATION. NO RIGHTS OF REPRODUCTION ARE IMPLIED. ALL DIMENSIONS ARE SUBJECT TO NORMAL MANUFACTURING VARIATIONS.													
		<table border="1"> <tr> <td>SIZE</td> <td>TYPE</td> <td>DWG NO.</td> <td>REVISION</td> </tr> <tr> <td>B</td> <td>C-</td> <td>AT04-08PX-P028</td> <td>A1</td> </tr> </table>	SIZE	TYPE	DWG NO.	REVISION	B	C-	AT04-08PX-P028	A1					
SIZE	TYPE	DWG NO.	REVISION												
B	C-	AT04-08PX-P028	A1												
		SCALE: NONE	SHEET 2 OF 2												