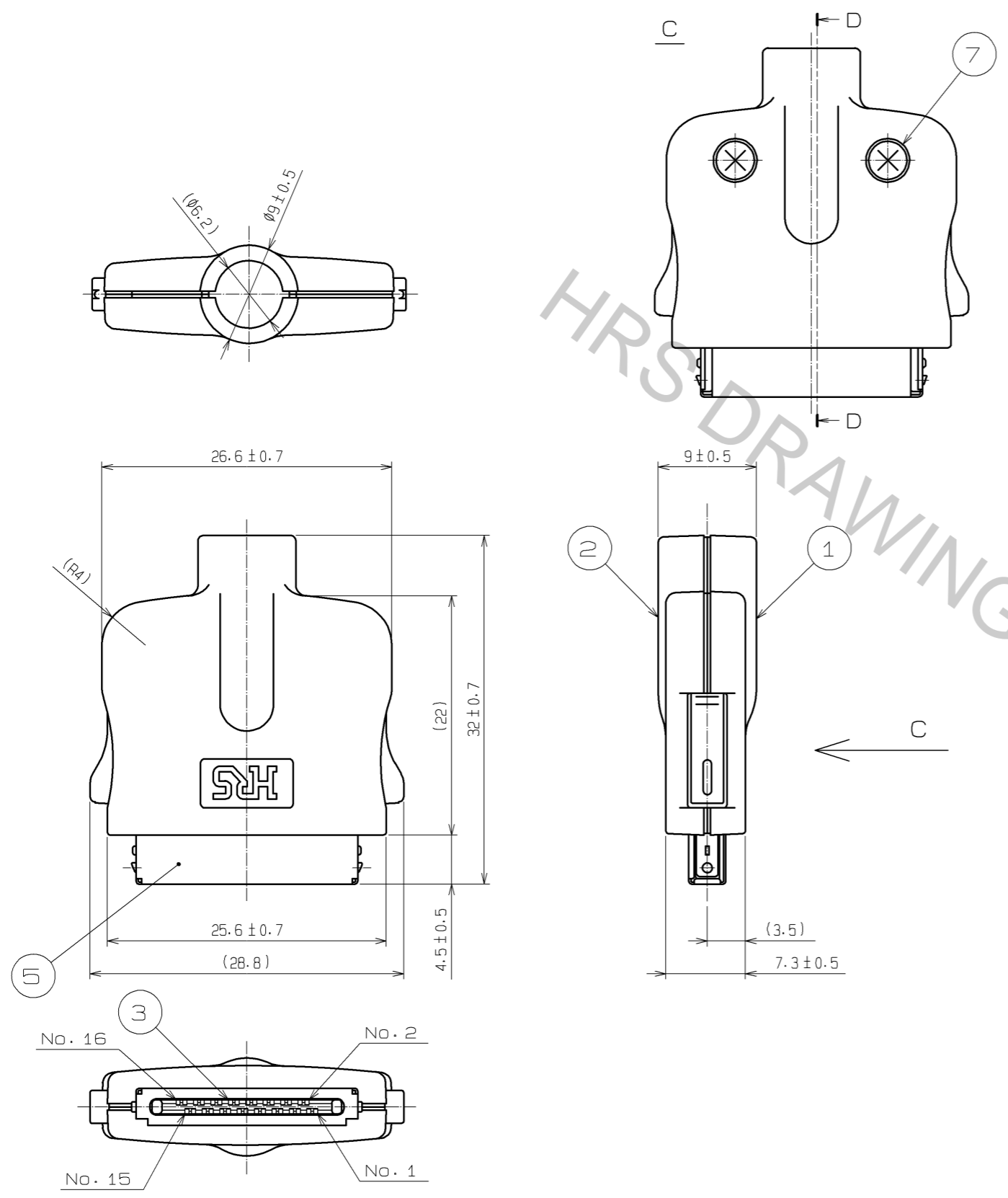
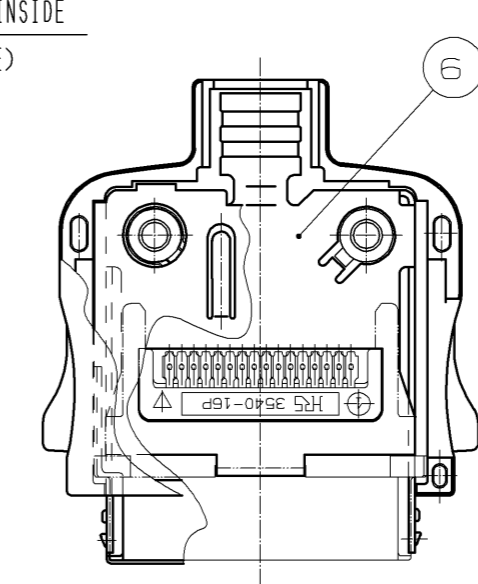


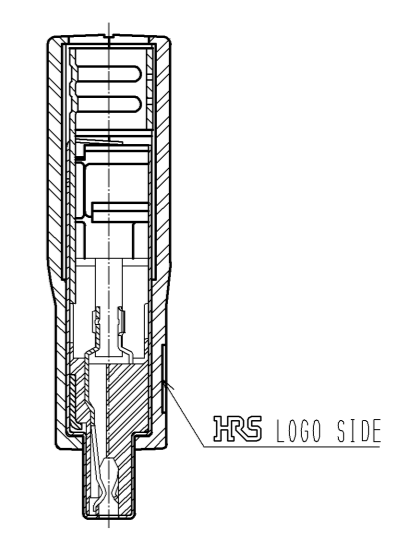
Oct.1.2018 Copyright 2018 HIROSE ELECTRIC CO., LTD. All Rights Reserved.  
 In case that the application demands a high level of reliability, such as automotive,  
 please contact a company representative for further information.



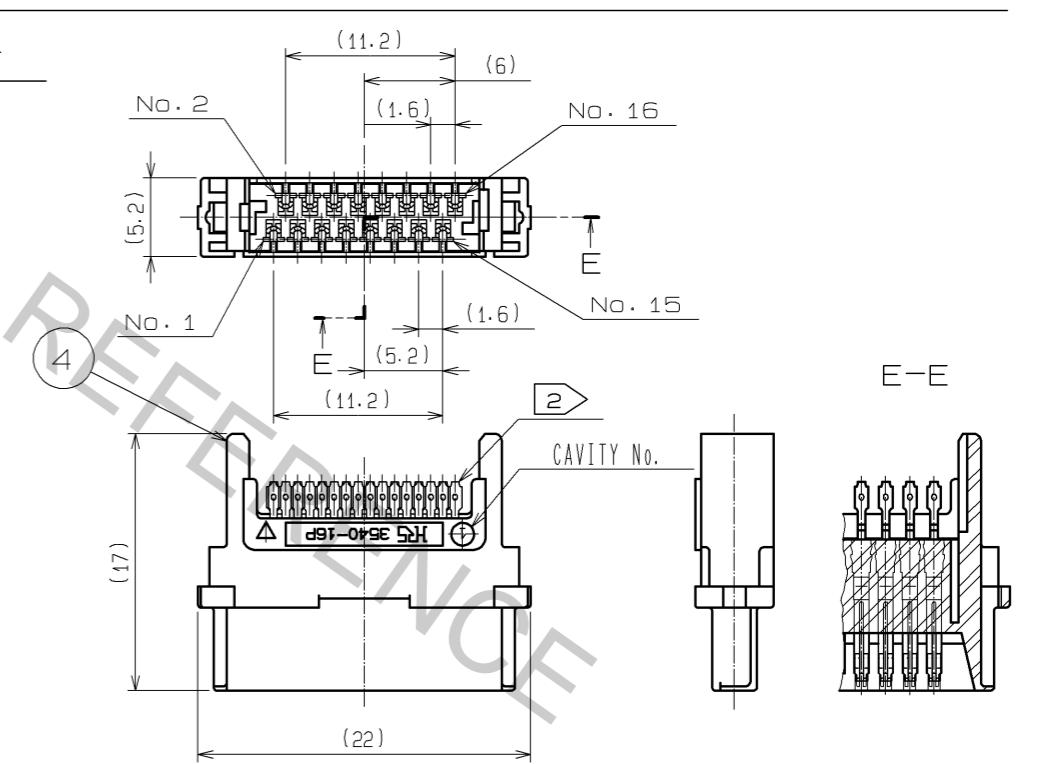
CONSTRUCTION INSIDE  
(FOR REFERENCE)



D-D (FOR REFERENCE)



CONNECTOR UNIT



NOTES 1. THIS PRODUCT SHALL BE IN DISASSEMBLED CONDITION  
 (EXCEPT CONNECTOR UNIT ③, ④) WHEN DELIVERED.  
 ② EACH TERMINATING POINT SHALL BE COVERED WITH  
 HEAT SHRINK TUBE AFTER SOLDERING ASSEMBLY.

NO.	MATERIAL	FINISH	REMARKS	NO.	MATERIAL	FINISH	REMARKS
4	POLYAMIDE	BLACK	UL94V-0	7	STEEL	BLACK	TAPPING SCREW
3	COPPER ALLOY	SELECTIVE GOLD PLATING	0.2 μm	6	STAINLESS STEEL		
2	POLYCARBONATE	BLACK	UL94V-0	5	STAINLESS STEEL		
1	POLYCARBONATE	BLACK	UL94V-0				

UNITS	SCALE	COUNT	DESCRIPTION OF REVISIONS	DESIGNED	CHECKED	DATE
mm	2 : 1	2	DIS-E-004505	TA. ASO	NM. NISHIMATSU	13.02.05

APPROVED	CHECKED	DESIGNED	DRAWN	DRAWING NO.	PART NO.	CODE NO.
HO. MIWA	YH. ENAMI	TU. TANIGUCHI	TU. TANIGUCHI	EDC3-120517-01	3540-16P-CV(50)	CL235-0004-1-50
05.01.05	05.01.05	05.01.05	05.01.05			