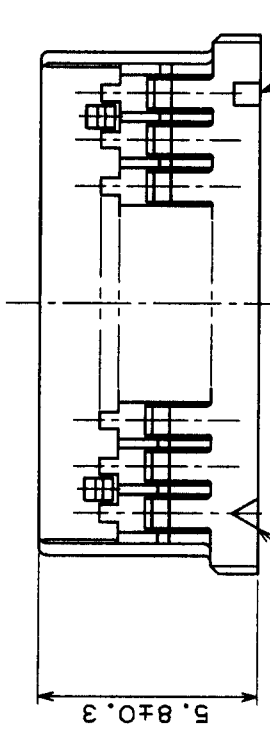
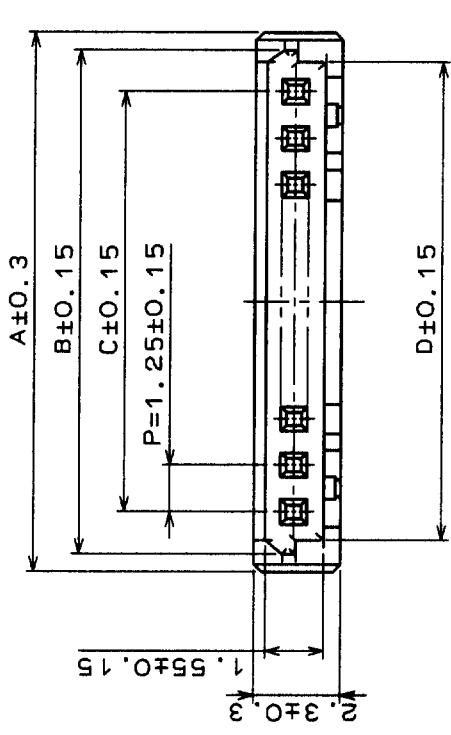


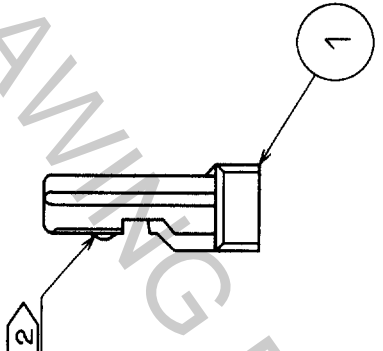
3 In case that the application demands a high level of reliability, such as automotive, please contact a company representative for further information.



CONTACT NO. 1

ON EVERY FIVE CONTACTS

CAVITY NO.



PARTS NO.	HRS NO.	CONTACTS	A	B	C	D
DF14-2S-1.25C	CL538-0005-8	2	4.45	3.49	1.25	2.85
DF14-3S-1.25C	CL538-0006-0	3	5.7	4.74	2.5	4.1
DF14-4S-1.25C	CL538-0007-3	4	6.95	5.99	3.75	5.35
DF14-5S-1.25C	CL538-0008-6	5	8.2	7.24	5	6.6
DF14-6S-1.25C	CL538-0009-9	6	9.45	8.49	6.25	7.85
DF14-7S-1.25C	CL538-0010-8	7	10.7	9.74	7.5	9.1
DF14-8S-1.25C	CL538-0011-0	8	11.95	10.99	8.75	10.35
DF14-9S-1.25C	CL538-0013-6	9	13.2	12.24	10	11.6
DF14-10S-1.25C	CL538-0014-9	10	14.45	13.49	11.25	12.85
DF14-15S-1.25C	CL538-0054-3	15	20.7	19.74	17.5	19.1
DF14-20S-1.25C	CL538-0059-7	20	26.95	25.99	23.75	25.35
DF14-25S-1.25C	CL538-0064-7	25	33.2	32.24	30	31.6
DF14-30S-1.25C	CL538-0012-3	30	39.45	38.49	36.25	37.85

NOTES 1 100 CONTACTORS ARE IN ONE PACK
 2 2 CONTACT CONNECTOR HAVE ONE LOCK AT CENTER OF HOUSING.

TO

NO.	MATERIAL	FINISH, REMARKS	NO.	MATERIAL	FINISH, REMARKS
CODE NO. (OLD)			DESIGNED	CHECKED	APPROVED
			95 412	95 412	95 412
DRAWING NO.			PART NO.		
EDC3-160306-01			DF14-*S-1.25C		
SCALE			CODE NO.		
5 : 1			CODE NO. SHALL BE IN ACCORDANCE WITH TABLE		
UNITS			1		
mm			1		