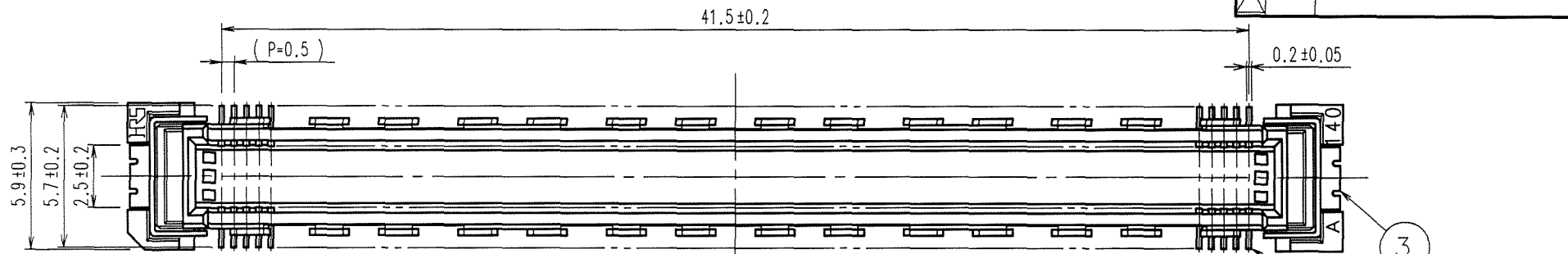
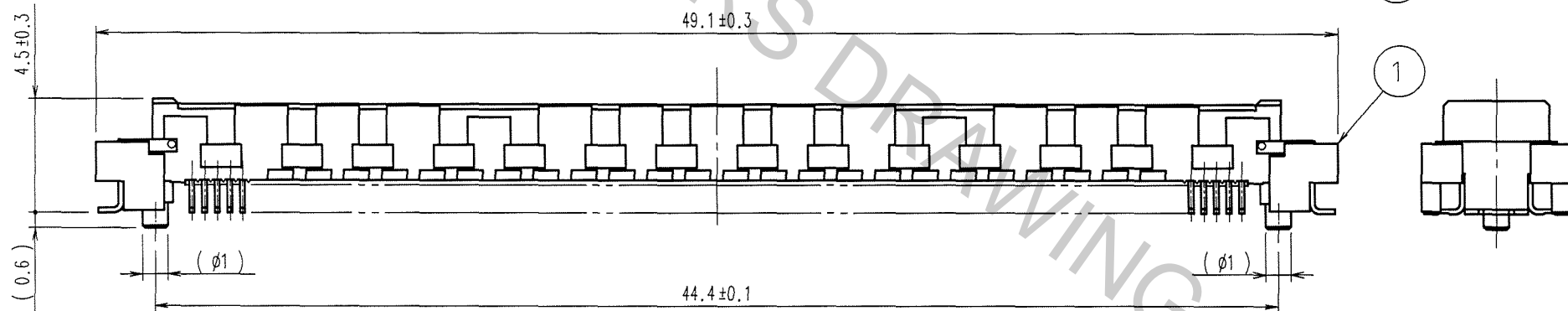
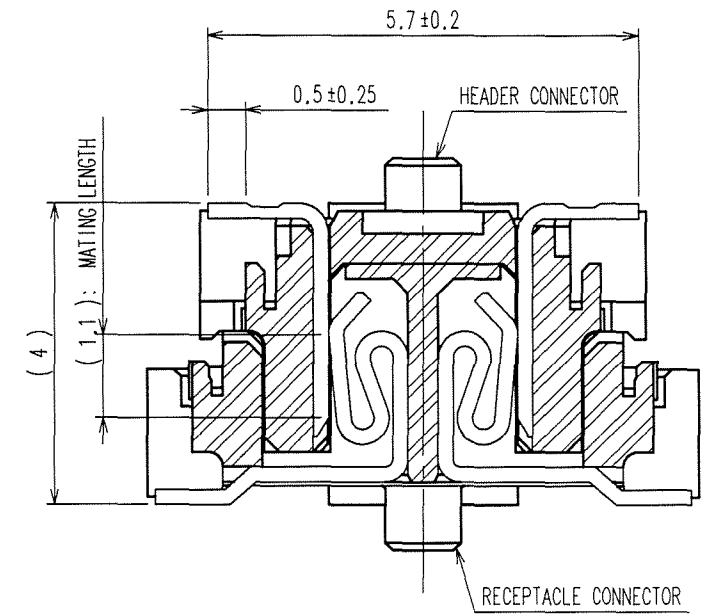


Oct.1.2018 Copyright 2018 HIROSE ELECTRIC CO., LTD. All Rights Reserved.  
 In case that the application demands a high level of reliability, such as automotive,  
 please contact a company representative for further information.


| COUNT | DESCRIPTION OF REVISIONS | BY | CHKD | DATE | COUNT | DESCRIPTION OF REVISIONS | BY | CHKD | DATE |
|-------|--------------------------|----|------|------|-------|--------------------------|----|------|------|
|       |                          |    |      |      |       |                          |    |      |      |
|       |                          |    |      |      |       |                          |    |      |      |
|       |                          |    |      |      |       |                          |    |      |      |



CROSS-CUT SECTION (10:1)



RECOMMENDED LAND PATTERN



|   |                 |   |
|---|-----------------|---|
| 3 | PHOSPHOR BRONZE | TIN-PLATING   |
| 2 | PHOSPHOR BRONZE | CONTACT AREA : GOLD 0.1μm min.<br>LEAD AREA : TIN-PLATING 1μm min.<br>UNDER PLATING : NICKEL 1μm min. |

| NO. | MATERIAL | FINISH, REMARKS | NO. | MATERIAL | FINISH, REMARKS |
|-----|----------|-----------------|-----|----------|-----------------|
| 1   | LCP      | BEIGE UL94V-0   |     |          |                 |

NOTES

- SMT LEAD-COPLANARITY:0.1 MAX.
- THIS PRODUCT HAS NO POLARITY TO MOUNT ON THE RECOMMENDED LAND PATTERN.
- NO PATTERN SHALL BE DESIGNED IN THIS AREA ,TO PREVENT CONTACTS FROM BEING TOUCHED WITH PATTERN.
- THE DIMENSIONS IN PARENTHESES ARE FOR REFERENCE.

| CODE NO. (OLD) | CL | DRAWN    | DESIGNED      | CHECKED         | APPROVED        | RELEASED |
|----------------|----|----------|---------------|-----------------|-----------------|----------|
|                |    | K.DOI    | <i>H. Doi</i> | <i>K. Ozawa</i> | <i>H. Okawa</i> |          |
|                |    | 06.04.17 | '06.04.17     | '06.04.18       | 06.04.18        |          |

| DRAWING NO.    | PART NO.           |
|----------------|--------------------|
| EDC3-151971-25 | FX10A-168P-SV1(71) |

| SCALE | UNITS | CODE NO.        |
|-------|-------|-----------------|
| 4:1   | mm    | CL570-0144-2-71 |

|     |
|-----|
| TO  |
| PCK |
|     |
|     |