

- NOTE
- 1 THIS PRODUCT IS PACKAGED IN TRAY. (42pcs/TRAY)
  - 2 BLEMISH AND HIT MARK CAN BE OCCURED THROUGH OUT THE MANUFACTURING PROCESS WHICH DOESN'T AFFECT QUALITY LEVEL. ALSO, BLACK SPOT COULD BE OBSERVED ON THE SURFACE OF HOUSING.
  - 3 FOR THE CONTACT NO., ADJACENT TWO PAIRS OF LEADS PLACED BACK-TO-BACK (4 LEADS IN TOTAL) COMPOSE ONE LINE.
  - 4 MISALIGNMENT ABSORBING RANGE:  $\pm 0.3$  mm max.
  - 5 THE DIMENSION IN PARENTHESES ARE FOR REFERENCES.
  - 6 LOT No. IS INDICATED AT EITHER ONE OF THE POSITION AS SHOWN.

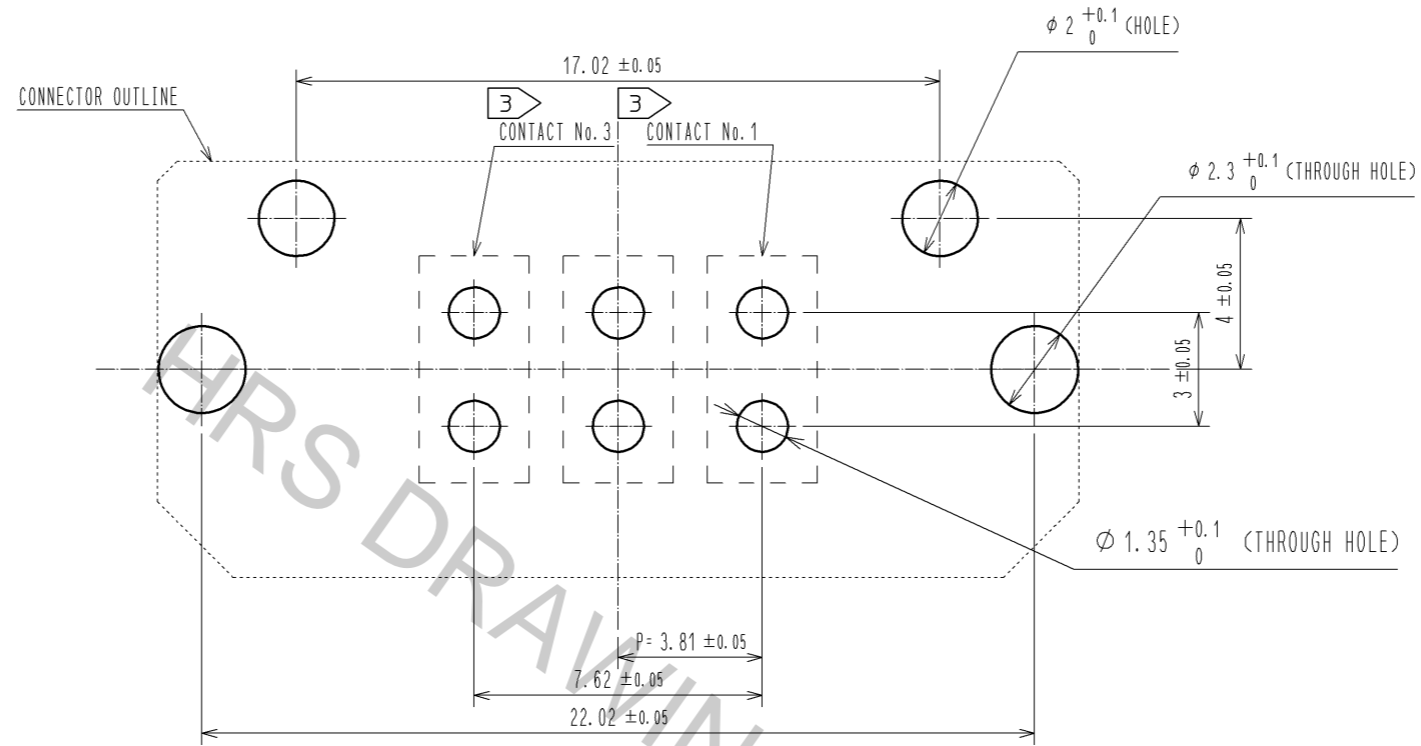
NO.	MATERIAL	FINISH	REMARKS	NO.	MATERIAL	FINISH	REMARKS
2	COPPER ALLOY		CONTACT AREA:GOLD-PLATING $0.1 \mu\text{m}$ LEAD AREA:TIN-PLATING $1.0 \mu\text{m}$ UNDER PLATING:NICKEL $1.0 \mu\text{m}$	4	POLYSTYRENE		
1	POLYAMIDE		BLACK UL94V-0	3	PHOSPHOR BRONZE	TIN-PLATING $3.0 \mu\text{m}$ UNDER PLATING:NICKEL $1.0 \mu\text{m}$	

UNITS	SCALE	COUNT	DESCRIPTION OF REVISIONS	DESIGNED	CHECKED	DATE
mm	2 : 1	2	DIS-F-006956	DK. AIMOTO	KI. HIROKAWA	13. 08. 26

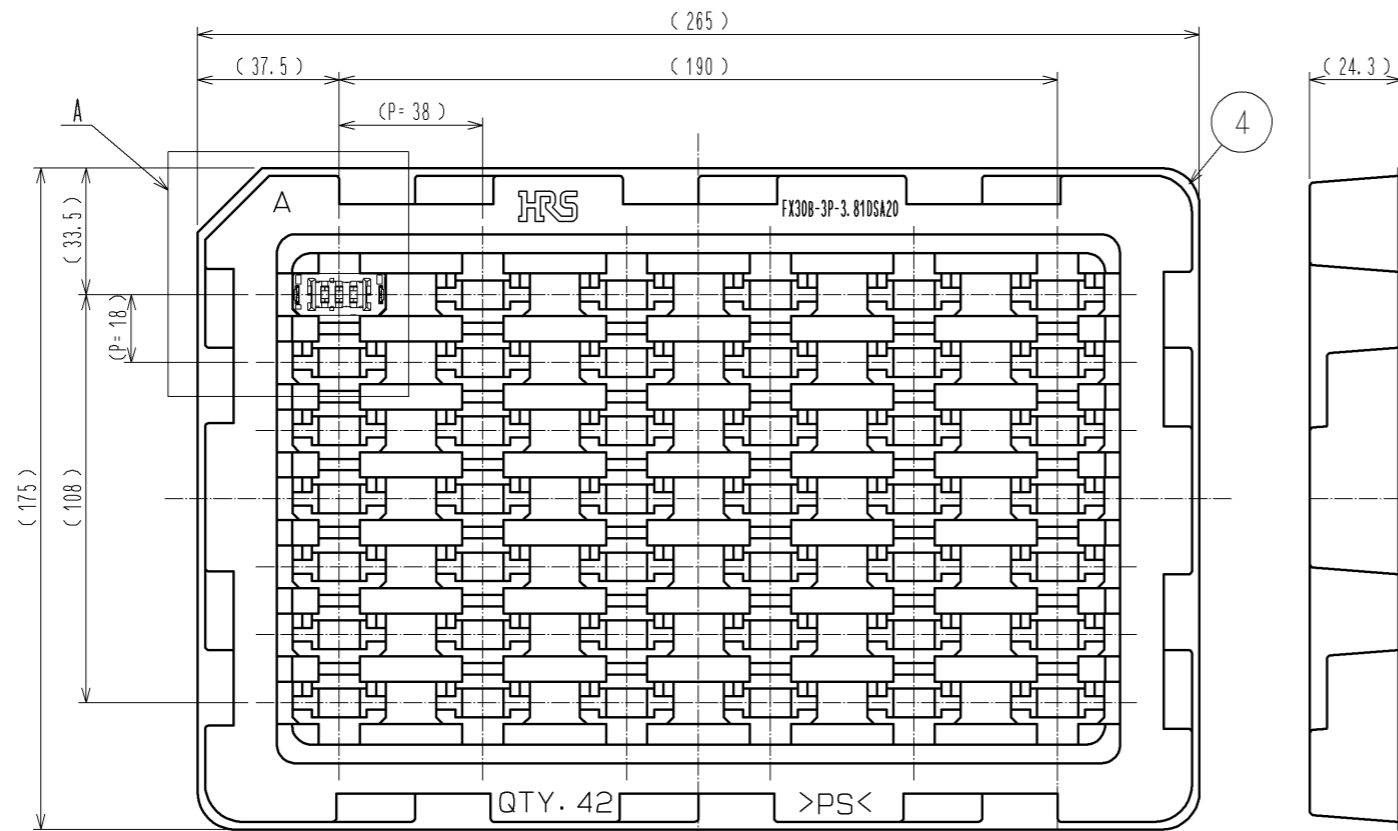
APPROVED	CHECED	DESIGNED	DRAWN	DATE	DRAWING NO.	PART NO.	CODE NO.
HS. OKAWA	KI. HIROKAWA	DK. AIMOTO	DK. AIMOTO	13. 03. 13 13. 03. 12 13. 03. 11 13. 03. 11	EDC3-347256-00	FX30B-3P-3. 81DSA20	CL570-3101-6-00

Oct.1.2018 Copyright 2018 HIROSE ELECTRIC CO., LTD. All Rights Reserved.  
 In case that the application demands a high level of reliability, such as automotive,  
 please contact a company representative for further information.

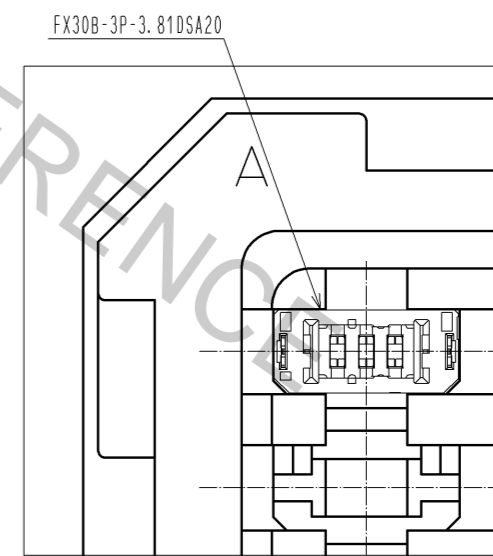
RECOMMENDED HOLE PATTERN DIMENSION OF PCB(5:1)  
 (CONNECTOR MOUNTING SIDE, PCB THICKNESS:t=1.6mm)



DRAWING FOR PACKAGING(1:2)



A(1:1)



<b>HRS</b>	DRAWING NO.	EDC3-347256-00	2/2
	PART NO.	FX30B-3P-3.81DSA20	
	CODE NO.	CL570-3101-6-00	