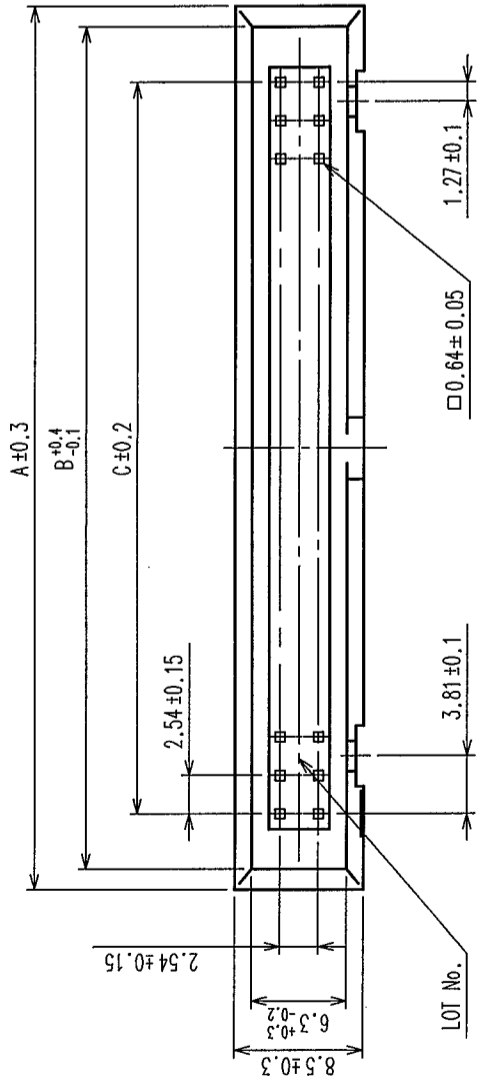
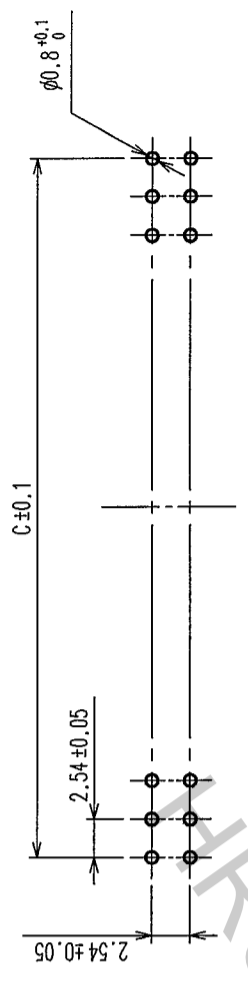


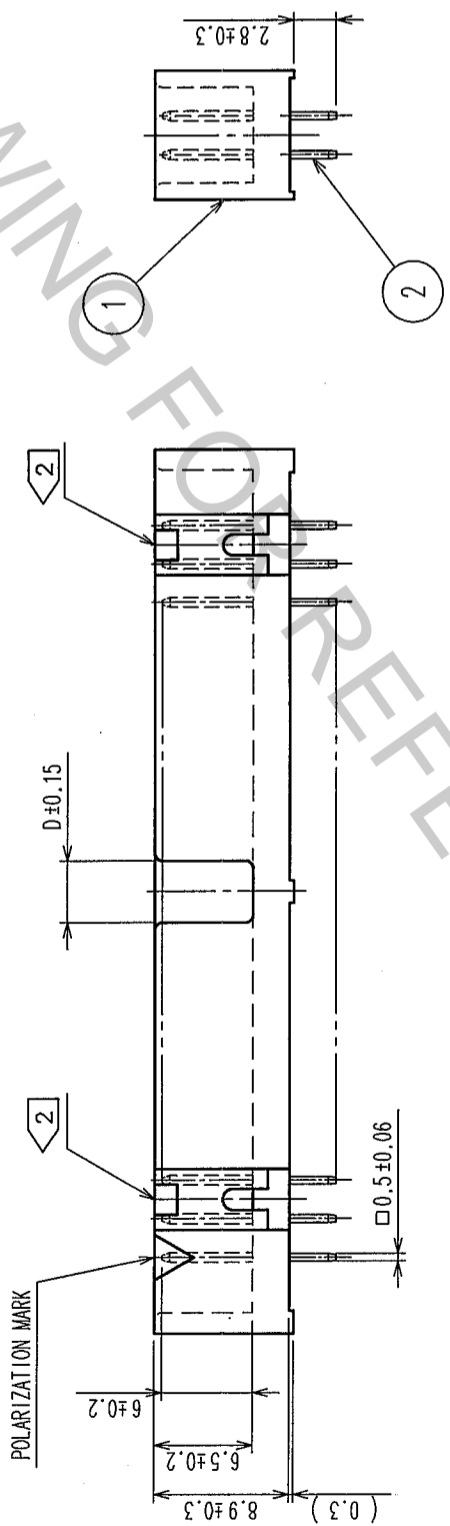
In case that the application demands a high level of reliability, such as automotive, please contact a company representative for further information.



RECOMMENDED PC BOARD HOLE PATTERN



PART No.	HRS No.	PIN	A	B	C	D	POLARIZING KEY MOUNT
HIF3FC-10PA-2.54DSA(71)	CL616-0161-4-71	10	20.2	17.5	10.16	4.1	NONE
HIF3FC-14PA-2.54DSA(71)	CL616-0162-7-71	14	25.28	22.58	15.24	4.1	1 ON RH SIDE
HIF3FC-16PA-2.54DSA(71)	CL616-0163-0-71	16	27.82	25.12	17.78	4.1	
HIF3FC-20PA-2.54DSA(71)	CL616-0164-2-71	20	32.9	30.2	22.86	4.1	
HIF3FC-26PA-2.54DSA(71)	CL616-0165-5-71	26	40.52	37.82	30.48	4.1	
HIF3FC-30PA-2.54DSA(71)	CL616-0166-8-71	30	45.6	42.9	35.56	4.1	
HIF3FC-34PA-2.54DSA(71)	CL616-0167-0-71	34	50.88	47.98	40.64	4.1	
HIF3FC-40PA-2.54DSA(71)	CL616-0168-3-71	40	58.3	55.6	48.26	4.1	
HIF3FC-50PA-2.54DSA(71)	CL616-0169-6-71	50	71.0	68.3	60.96	4.1	
HIF3FCA-50PA-2.54DSA(71)	CL616-0170-5-71	50	71.0	68.3	60.96	26.96	1 EACH ON LH & RH SIDE.

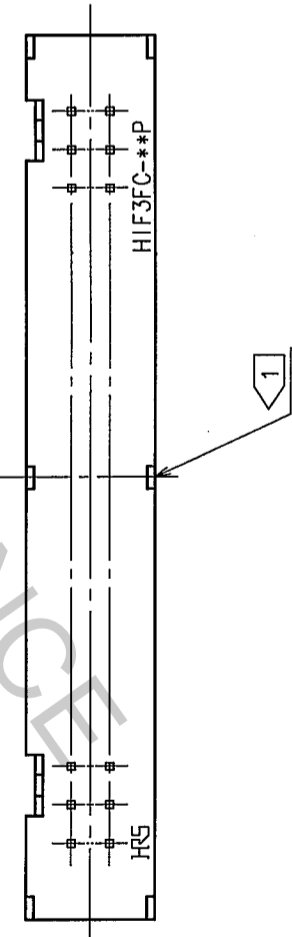


NOTE 1 *HIF3FC-10PA-2.54DSA(71)* HAS NO STAND-OFF.

2 THE NUMBER OF POLARIZING KEY MOUNT DIFFERS AS TO THE NUMBER OF PIN, REFER TO THE TABLE.

3 ** INDICATES THE NUMBER OF PIN.

4 THE DIMENSIONS IN PARENTHESES ARE FOR REFERENCE.



1	POLYBUTYLENE TEREPHTHALATE	BLACK, UL94 V-0	4	BRASS	CONTACT AREA: GOLD 0.2 μm min. MOUNTING AREA: TIN 2 μm min. UNDER PLATING: NICKEL 2 μm min.
NO.	MATERIAL	FINISH, REMARKS	NO.	MATERIAL	FINISH, REMARKS
CODE NO. (OLD)	CL				
DRAWN	T. NODA	DESIGNED	K. Doi	CHECKED	APPROVED
DATE	'05.04.05	DATE	'05-04-06	DATE	'05-04-06
SCALE	FREE	PART NO.	HIF3FC-**-PA-2.54DSA(71)	RELEASED	
UNITS	MM	CODE NO.	EDC3-151845-21		
			HIROSE ELECTRIC CO., LTD		
			CL616		