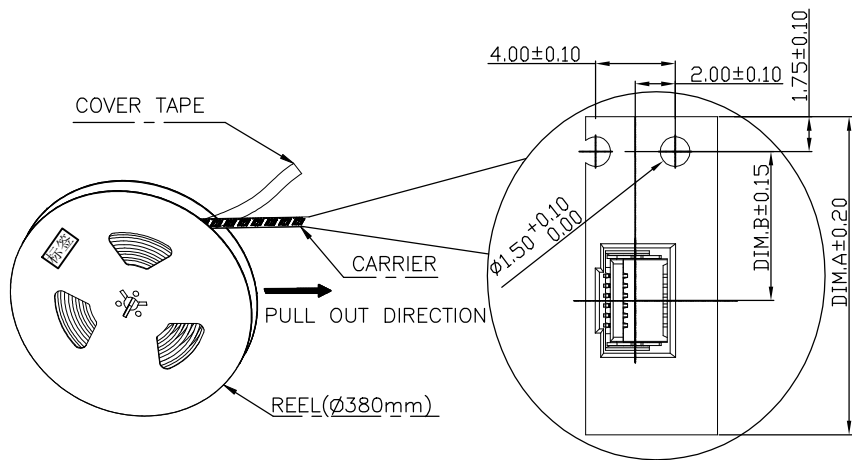


THIS DRAWING IS UNPUBLISHED. RELEASED FOR PUBLICATION
 © COPYRIGHT - TE Connectivity Ltd. ALL RIGHTS RESERVED.

REVISIONS					
P	LTR	DESCRIPTION	DATE	DWN	APVD
-	-	SEE SHEET 1	-	-	-



NOTES: (APPLIED TO CURRENT SHEET)

1. THE DIRECTION OF EACH CONNECTOR ON A EMBOSS IS REFERRED TO THIS DRAWING.
2. PACKAGED IN EMBOSS TAPE AND PLASTIC RELL 4000 PCS PER RELL.
3. WINDING THE COVER TAPE AROUND THE OUTER PERIPHERY IN A TURN.

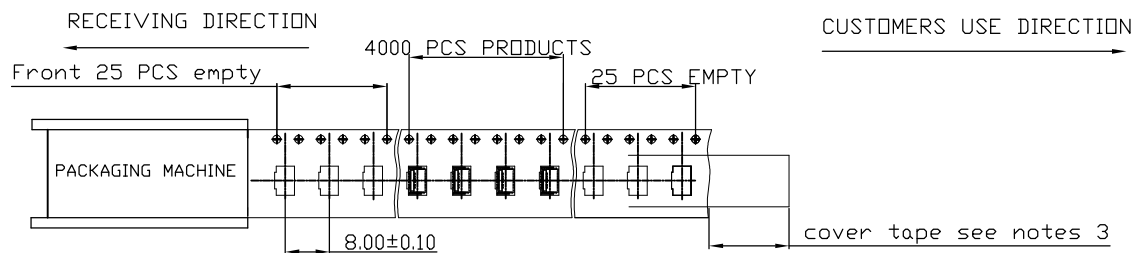
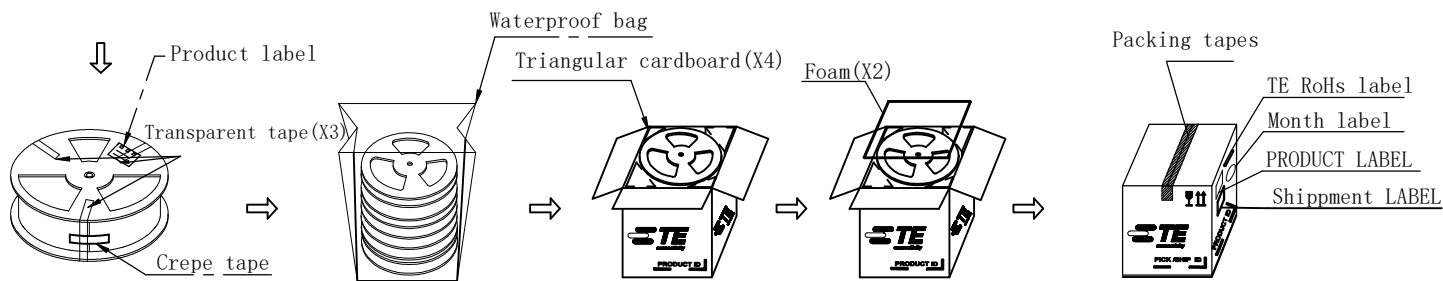


TABLE A

P/N	PIN NO.	Amount of packing		Weight of packing			DIMA	DIMB
		Pcs/ Reel	Reel/ Carton	PCS/ Carton	Unit weight (g)	Net weight (kg)		
2-2328702-4	24	4,000	5	20,000	0.0827	1.654	5.735	24.00
1-2328702-0	10	4,000	7	28,000	0.0405	1.134	5.06	16.00
2328702-8	8	4,000	7	28,000	0.0335	0.938	4.845	
2328702-6	6	4,000	7	28,000	0.0280	0.784	4.675	
2328702-4	4	4,000	7	28,000	0.0218	0.611	5.735	



THIS DRAWING IS A CONTROLLED DOCUMENT.		DWN ELIANA ZHANG 28DEC2017	TE Connectivity	
		CHK WENKE HE 20171228		
DIMENSIONS: mm		APVD WENKE HE 20171228	NAME 0.5 PITCH FPC CONNECTOR BACK FLIP	
TOLERANCES UNLESS OTHERWISE SPECIFIED: 0 PLC ± 0.40 1 PLC ± 0.25 2 PLC ± 0.15 3 PLC ± 0.10 4 PLC ± - ANGLES ± -		PRODUCT SPEC 108-115142	DRAWING NO -	
MATERIAL		APPLICATION SPEC -	SIZE A3	CAGE CODE 00779
FINISH		WEIGHT SEE TABLE	DRAWING NO G=2328702	
		CUSTOMER DRAWING	SCALE 1:1	SHEET 2 OF 2
			REV 5	