

# Customer Information Sheet

DRAWING No.: G125-FCXXX05FI-XXXXL

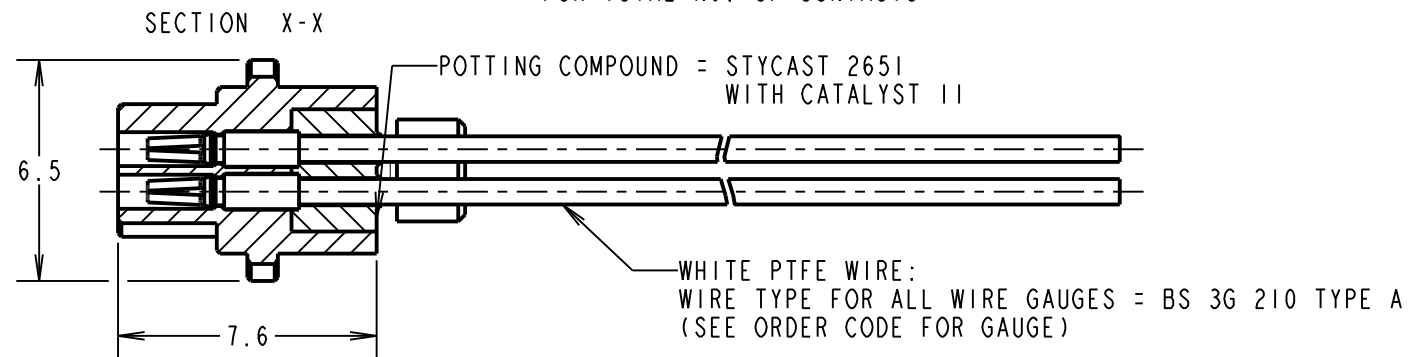
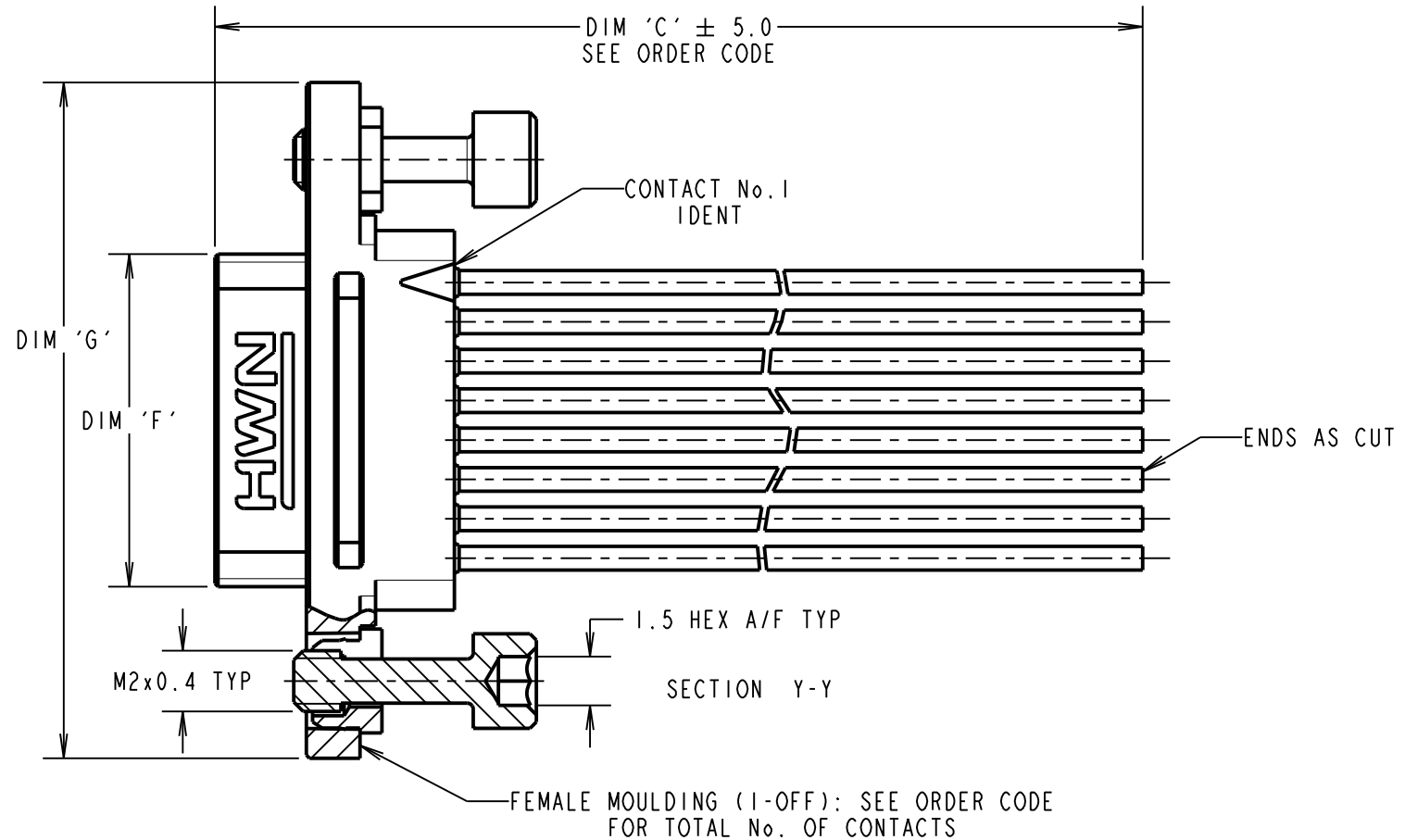
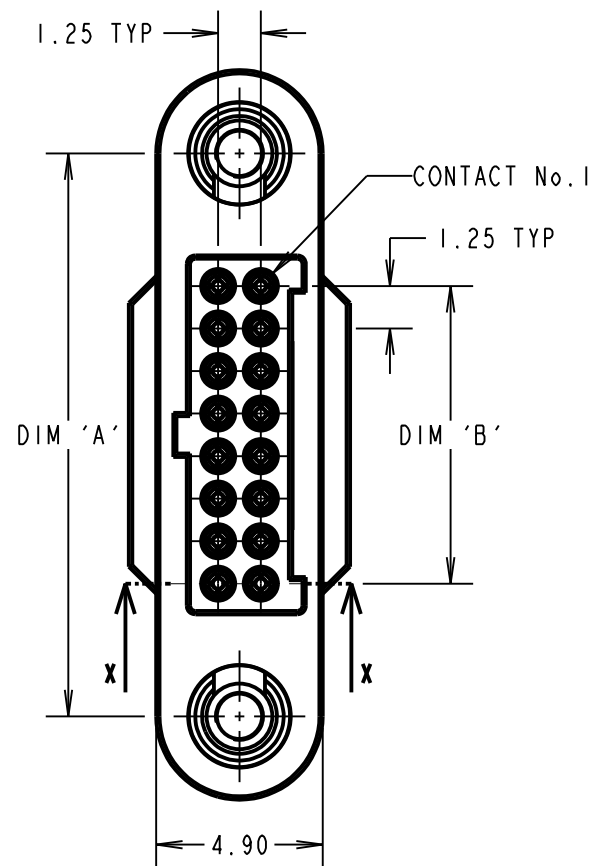
IF IN DOUBT - ASK

©

NOT TO SCALE

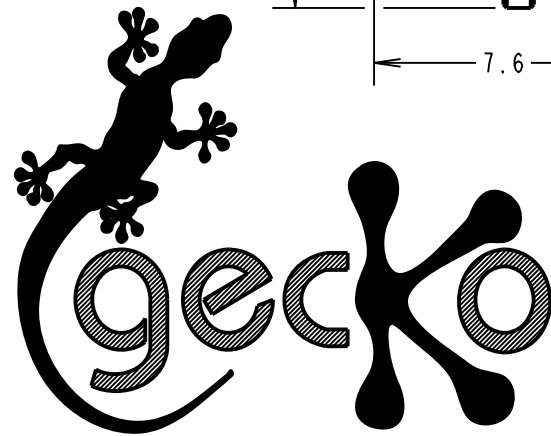
THIRD ANGLE PROJECTION

ALL DIMENSIONS IN mm



DIMENSION	MEASUREMENT
DIM 'A'	(TOTAL No. OF CONTACTS - 2) x 0.625 + 7.80
DIM 'B'	(TOTAL No. OF CONTACTS - 2) x 0.625
DIM 'F'	(TOTAL No. OF CONTACTS - 2) x 0.625 + 1.80
DIM 'G'	(TOTAL No. OF CONTACTS - 2) x 0.625 + 12.70

EXAMPLE PART No.  
 12 CONTACT CONNECTOR WITH 150mm OF 26AWG WIRE = G125-FC11205F2-0150L  
 50 CONTACT CONNECTOR WITH 450mm OF 28AWG WIRE = G125-FC25005F2-0450L



PATENT GRANTED - US 13/848813  
 PATENT PENDING - GB 1205109.0

ORDER CODE:

G125-FCXXX05FI-XXXXL

26 AWG = 1  
 28 AWG = 2

TOTAL No. OF CONTACTS:  
 06, 10, 12, 16,  
 20, 26, 34, 50

DIM 'C' LENGTH:  
 0060 = 60mm MIN  
 9999 = 9999mm MAX

STOCKED LENGTHS:  
 0150 = 150mm  
 0300 = 300mm  
 0450 = 450mm

FM	2	16.04.18	21155
NAME	ISS.	DATE	C/NOTE
APPROVED: F.MCGOWAN			
CHECKED: M.PLESTED			
DRAWN: M.PERREN			
CUSTOMER REF.:			
ASSEMBLY DRG:			

NOTES:

- CABLE ASSEMBLIES WILL BE PACKED IN BAGS OF 10.
- CUSTOM LENGTH CABLE ASSEMBLIES CAN BE PRODUCED FROM 60mm TO 9999mm. CONTACT OUR CABLE TEAM ON CABLES@HARWIN.COM.
- FOR COMPLETE SPECIFICATION, SEE COMPONENT SPECIFICATIONS C049XX AND C125XX (LATEST ISSUES).

**HARWIN**

www.harwin.com  
 technical@harwin.com

THIS DRAWING AND ANY INFORMATION OR DESCRIPTIVE MATTER SET OUT HEREON ARE CONFIDENTIAL AND COPYRIGHT PROPERTY OF THE HARWIN GROUP AND MUST NOT BE DISCLOSED, LOANED, COPIED OR USED FOR MANUFACTURING, TENDERING OR FOR ANY OTHER PURPOSE WITHOUT THEIR WRITTEN PERMISSION.

TOLERANCES

X. = ±1mm  
 X.X = ±0.50mm  
 X.XX = ±0.10mm  
 X.XXX = ±0.01mm  
 ANGLES = ±5°  
 UNLESS STATED

MATERIAL:

SEE ABOVE

FINISH:

SEE ABOVE

S/AREA:

mm<sup>2</sup>

TITLE:

GECKO SL FEMALE CRIMP CONNECTOR WITH PIGTAIL

DRAWING NUMBER:

G125-FCXXX05FI-XXXXL

SHT  
 3  
 OF  
 3

# Customer Information Sheet

DRAWING No.: G125-SERIES COMPONENT SPECIFICATION

IF IN DOUBT - ASK

Ⓒ

NOT TO SCALE

THIRD ANGLE PROJECTION

ALL DIMENSIONS IN mm

**SPECIFICATIONS:**

**MATERIALS:**

MOULDING, PICK & PLACE CAP:  
POLYAMIDE, PA4T-GF30 FR(40) UL94V-0,  
HALOGEN FREE, FREE OF RED PHOSPHORUS

\* EIA-364-27B : 1996: TEST CONDITION E SHOCK SEVERITY: 981 mm/s<sup>2</sup>  
(100G) FOR 6ms IN Z AXIS, 490 mm/s<sup>2</sup> (50G) FOR 11ms IN X & Y AXIS.

\* EIA-364-01A : 2000: ACCELERATION: 490 mm/s<sup>2</sup> (50G)  
\* BUMP SEVERITY: 390 mm/s<sup>2</sup> (40G), 4000± 10 BUMPS  
\* TESTED WITH LATCHED CONNECTORS

**CONTACTS:**

MALE PC-TAIL/SMT = PHOSPHOR BRONZE  
MALE CRIMP = BRASS  
ALL FEMALE CONTACTS = COPPER ALLOY

**ELECTRICAL:**

**CURRENT RATING:**

EIA-364-70A : 1998: INDIVIDUAL CONTACT IN ISOLATION AT 25°C = 2.8A MAX  
EIA-364-70A : 1998: ALL CONTACTS SIMULTANEOUSLY AT 25°C = 2.0A MAX

**LOCKING HARDWARE:**

LATCHES: COPPER NICKEL TIN ALLOY  
SCREW LOCK: STAINLESS STEEL

**CONTACT RESISTANCE:**

EIA-364-06C : 2006: INITIAL CONTACT RESISTANCE = 20mΩ MAX  
EIA-364-06C : 2006: CONTACT RESISTANCE AFTER CONDITIONING = 25mΩ MAX

BACK POTTING COMPOUND (CABLE ASSEMBLIES ONLY):  
STYCAST 2651 MM BACK POTTING WITH CATALYST 9

**WORKING VOLTAGE:**

EIA-364-20C : 2004: SEA LEVEL (1006mbar) = 450V DC/AC PEAK  
EIA-364-20C : 2004: ALTITUDE LEVEL (44mbar) = 250V DC/AC PEAK

**FINISH:**

ALL CONTACTS:  
0.2-0.3µ GOLD OVER NICKEL  
LATCHES:  
3.0µ 100% TIN OVER NICKEL

VOLTAGE PROOF AT SEA LEVEL (1013mbar) = 600V DC/AC PEAK

**MECHANICAL:**

DURABILITY = 1000 OPERATIONS  
INSERTION FORCE = 2.8N MAX  
WITHDRAWAL FORCE = 0.2N MIN

**INSULATION RESISTANCE:**

EIA-364-21C : 2000: INSULATION RESISTANCE (INITIAL)  
= 10 GΩ MIN AT 500V DC  
EIA-364-21C : 2000: INSULATION RESISTANCE (AFTER CONDITIONING)  
= >1 GΩ MIN AT 500V DC

**ENVIRONMENTAL:**

CLASSIFICATION: 65/150/56 DAYS AT 93% RH

FOR FULL COMPONENT SPECIFICATION SEE C125XX (LATEST ISSUE).

**TEMPERATURE RANGE:**

EIA-364-32 : 2000 TEST CONDITION IV, DWELL  
30mins, 5 CYCLES -65°C TO +150°C

\* EIA-364-28D : 1999: TEST CONDITION IV: VIBRATION SEVERITY:  
10Hz TO 2000Hz, 1.5MM, 198 mm/s<sup>2</sup> (20G). DURATION 2Hr

PATENT PENDING  
UK 1205109.0



MGP	4	22.06.17	20668
NAME	ISS.	DATE	C/NOTE
APPROVED: MGP			
CHECKED: SB			
DRAWN:		S.FLOWER	
CUSTOMER REF.:			
ASSEMBLY DRG:			

**HARWIN**

www.harwin.com  
technical@harwin.com

THIS DRAWING AND ANY INFORMATION OR DESCRIPTIVE MATTER SET OUT HEREON ARE CONFIDENTIAL AND COPYRIGHT PROPERTY OF THE HARWIN GROUP AND MUST NOT BE DISCLOSED, LOANED, COPIED OR USED FOR MANUFACTURING, TENDERING OR FOR ANY OTHER PURPOSE WITHOUT THEIR WRITTEN PERMISSION.

**TOLERANCES**  
X = ±1mm  
X.X = ±0.50mm  
X.XX = ±0.10mm  
X.XXX = ±0.01mm  
ANGLES = ±5°  
UNLESS STATED

**MATERIAL:**

SEE ABOVE

**FINISH:**

SEE ABOVE

**S/AREA:**

mm<sup>2</sup>

**TITLE:**

G125 SERIES COMPONENT SPECIFICATION

**DRAWING NUMBER:**

G125-SERIES CONNECTORS

SHT  
1 OF 1