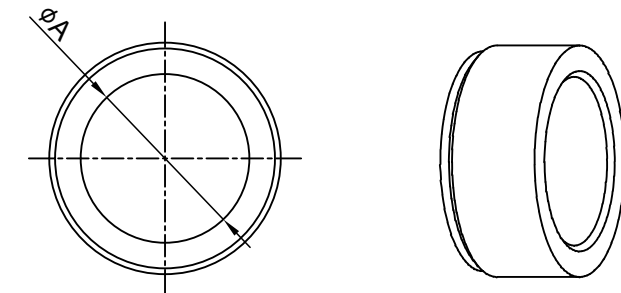
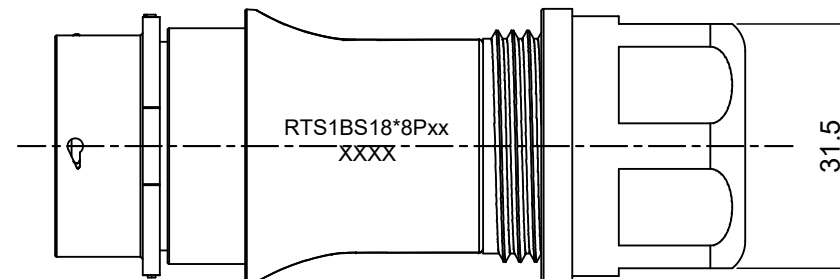
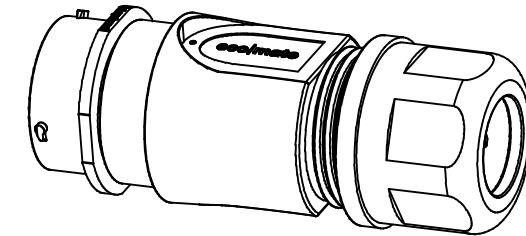
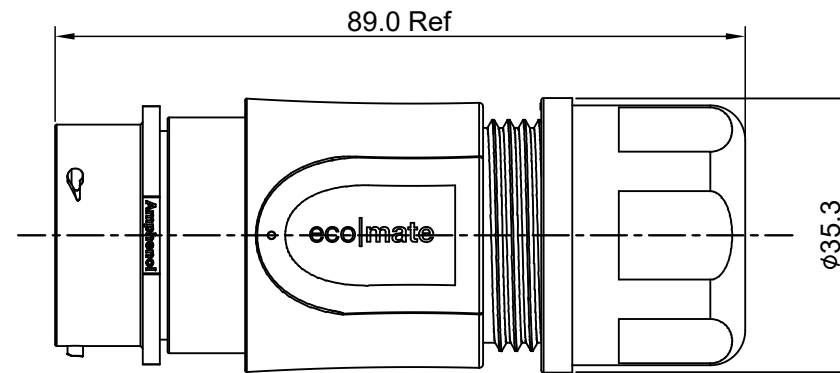
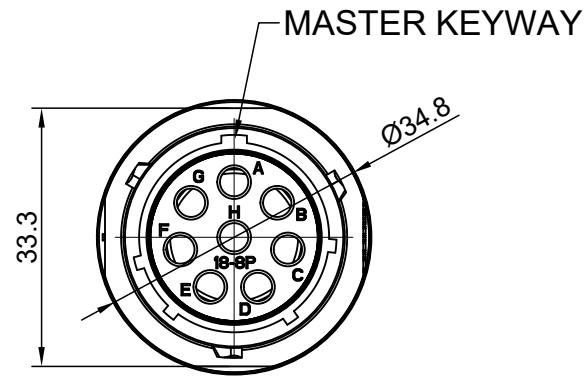


REVISIONS					
REV	ECO	DESCRIPTION	DATE	BY	APPR
A1	--	RELEASED DRAWING	Jun-21-2018	Blink	Tommy



NOTES: (UNLESS OTHERWISE SPECIFIED)

- MATERIAL:
 - SHELL: THERMOPLASTIC, UL94 V-0.
 - INSERT: THERMOPLASTIC, UL94 V-0.
 - O-RING: NBR/SILICONE RUBBER.
 - BACK SHELL: THERMOPLASTIC, UL94 V-0.
 - CLAMP NUT: THERMOPLASTIC, UL94 V-0.
 - CLAMP RING: THERMOPLASTIC, UL94 V-0.
 - CABLE SEAL: EPDM.
- SPECIFICATIONS:
 - RATED CURRENT : 23A (MAX) .
 - RATED VOLTAGE: 500V(AC/DC).
 - OPERATING TEMPERATURE: SEE TABLE .
 - DIELECTRIC WITHSTANDING VOLTAGE: LESS THAN 2 MILLIAMPS CURRENT LEAKAGE@2000 VOLTS AC.
 - INSULATION RESISTANCE: 5000 MEGOHMS MIN.
 - IP--CLASS: IP67 AND IP69K IN THE MATED CONDITION.
 - MATING CYCLES DURABILITY: 500 CYCLES MIN.
 - RoHS COMPLIANT.
- SUITABLE CONTACTS : 2.5MM CONTACT.
- ALL DIMENSIONS ARE FOR REFERENCE USE ONLY.
- ADD LOCTITE TO RETAIN BACKSHELL DURING UN-MATING AND TO PROVIDE ADDITIONAL PROTECTION AGAINST VIBRATION.

DIMENSION ϕA	CABLE OD RANGE
16.5 MM	10.0-16.0 MM
18.5 MM	12.0-18.0 MM

KEY	PART NUMBER	
		-40°C ~ +105°C
N	RTS6BS18N8P	RTS6BS18N8P03

QUANTITY	PART NUMBER	DESCRIPTION	ITEM
MATERIALS LIST			
UNLESS OTHERWISE SPECIFIED		SIGNATURES	
1) All dimensions are in metric(mm).		DATE	
2) Tolerances are as follows:		DRAWN: Blink Jun-21-2018	
1 PL DEC ±0.30		CHECKED: Tod Jun-21-2018	
2 PL DEC ±0.15		ENGINEER:	
3 PL DEC ±0.08		APPROVAL: Tommy Jun-21-2018	
3) Note reference =		CUSTOMER:	
MATERIAL SPECIFICATIONS:		THIS DRAWING IS SUPPLIED FOR INFORMATION ONLY. DESIGN FEATURES, SPECIFICATIONS AND PERFORMANCE DATA SHOWN HEREON ARE THE PROPERTY OF THE AMPHENOL CORPORATION. NO RIGHTS OF REPRODUCTION ARE IMPLIED. ALL DIMENSIONS ARE SUBJECT TO NORMAL MANUFACTURING VARIATIONS.	
PROCESS SPECIFICATIONS:		SIZE TYPE DWG NO: REVISION	
NEXT ASSY:		B C- RTS1BS18*8Pxx A1	
		SCALE: NONE SHEET 1 OF 1	

TITLE: ECO-MATE,RECPTACLE,BACK SHELL,SIZE 18,8POS,PIN
 DWG NO: RTS1BS18*8PXX
 REV: A1
 SH: 1
 OF: 1