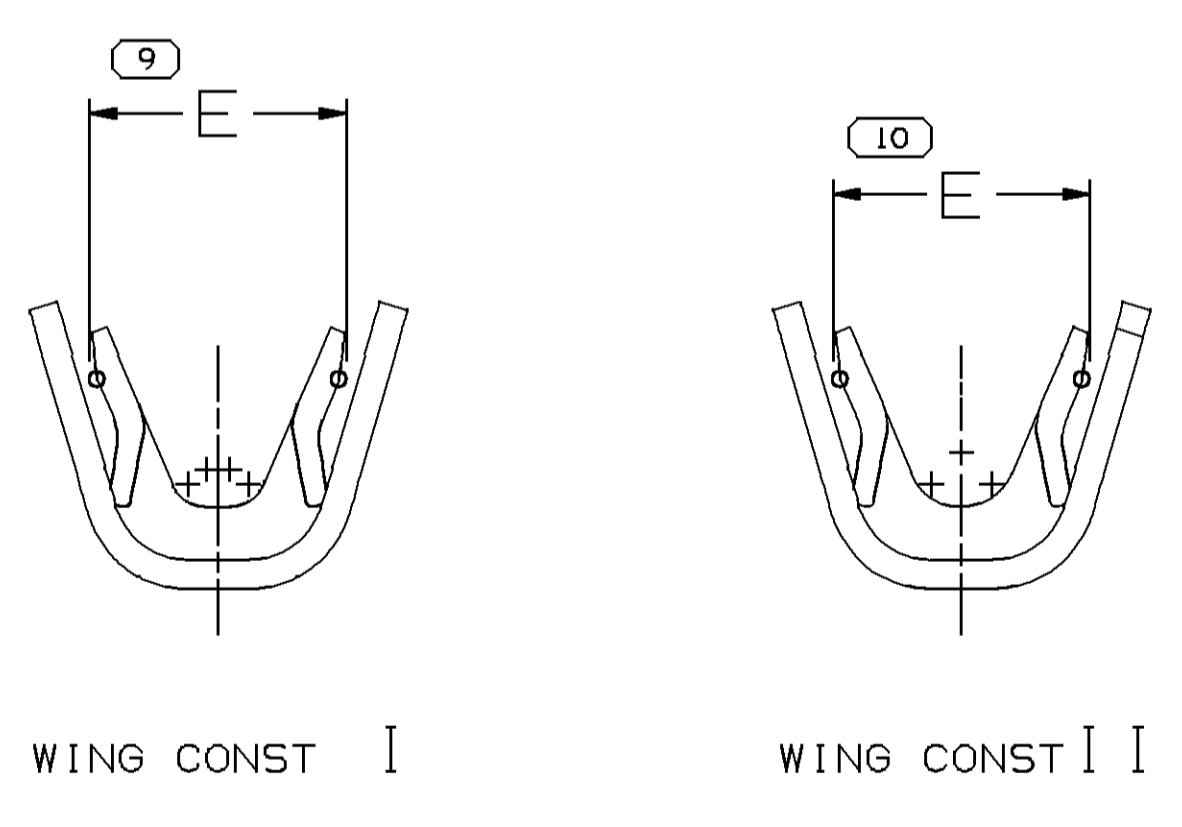
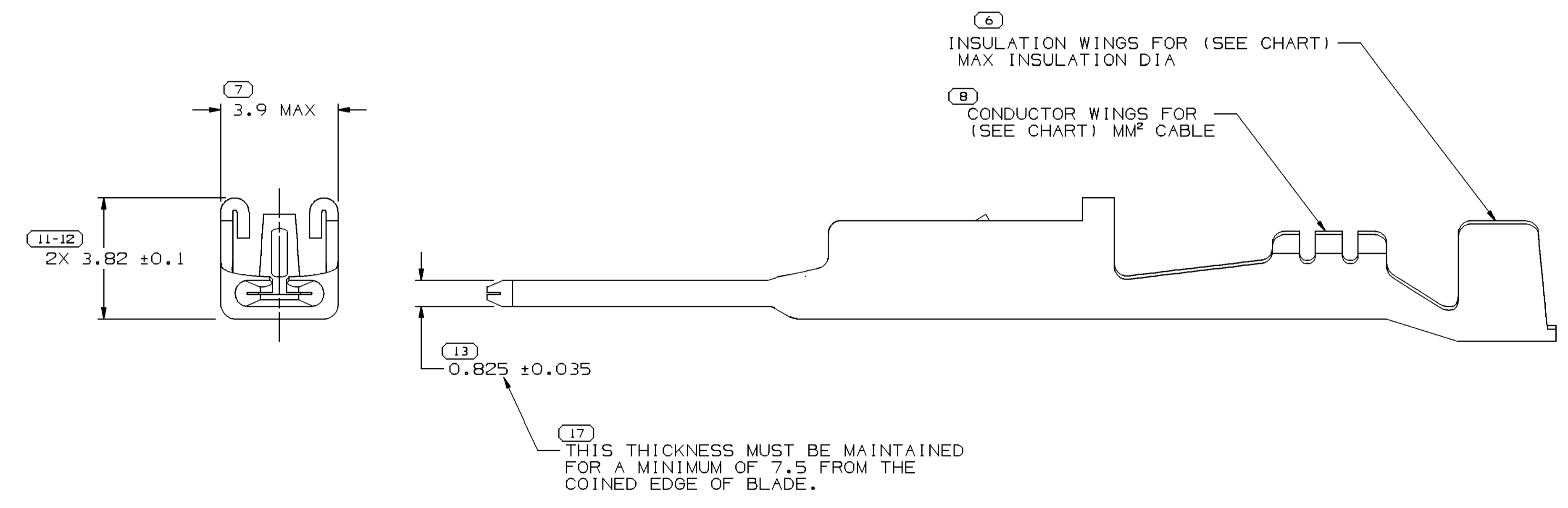
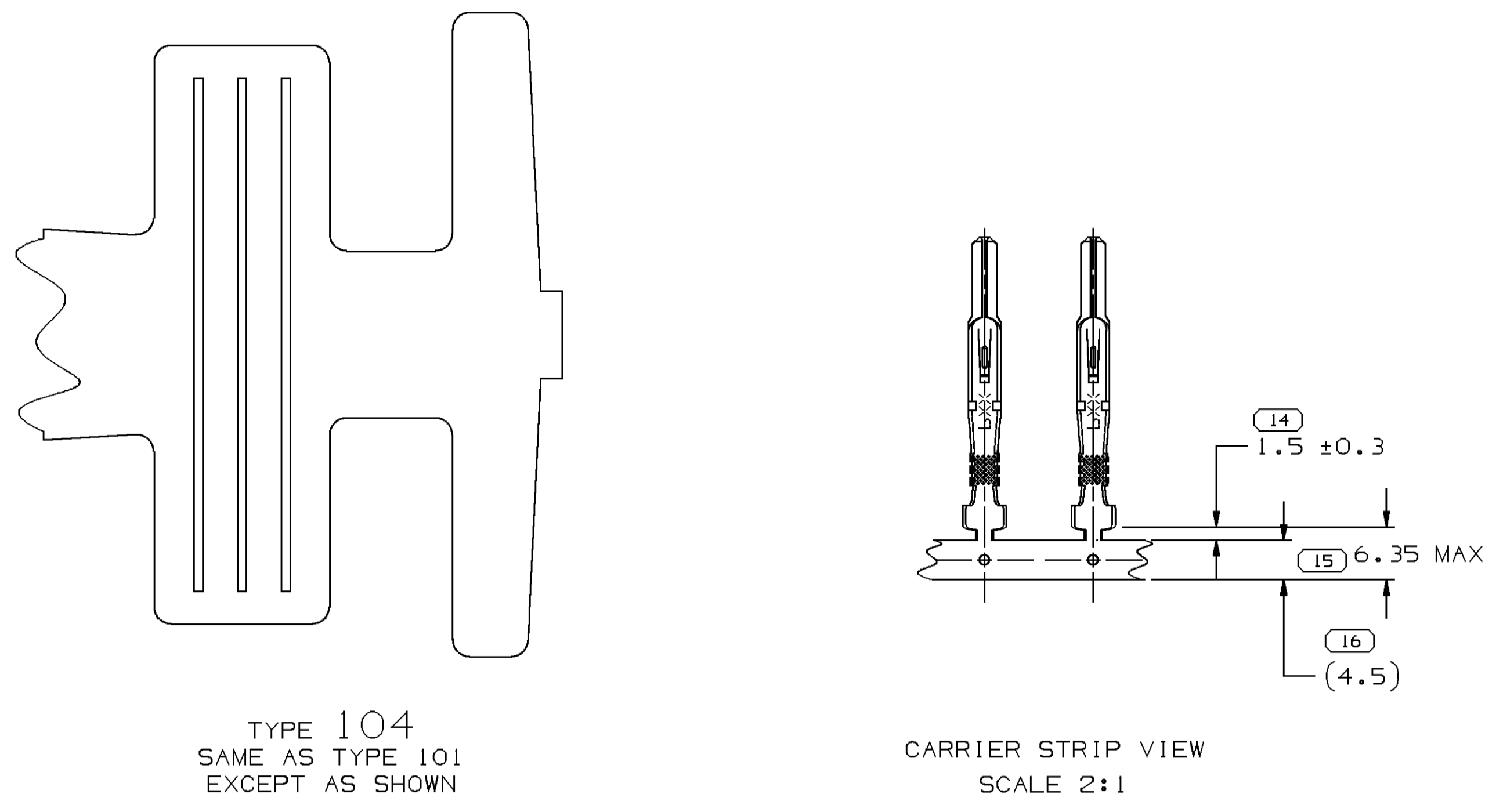
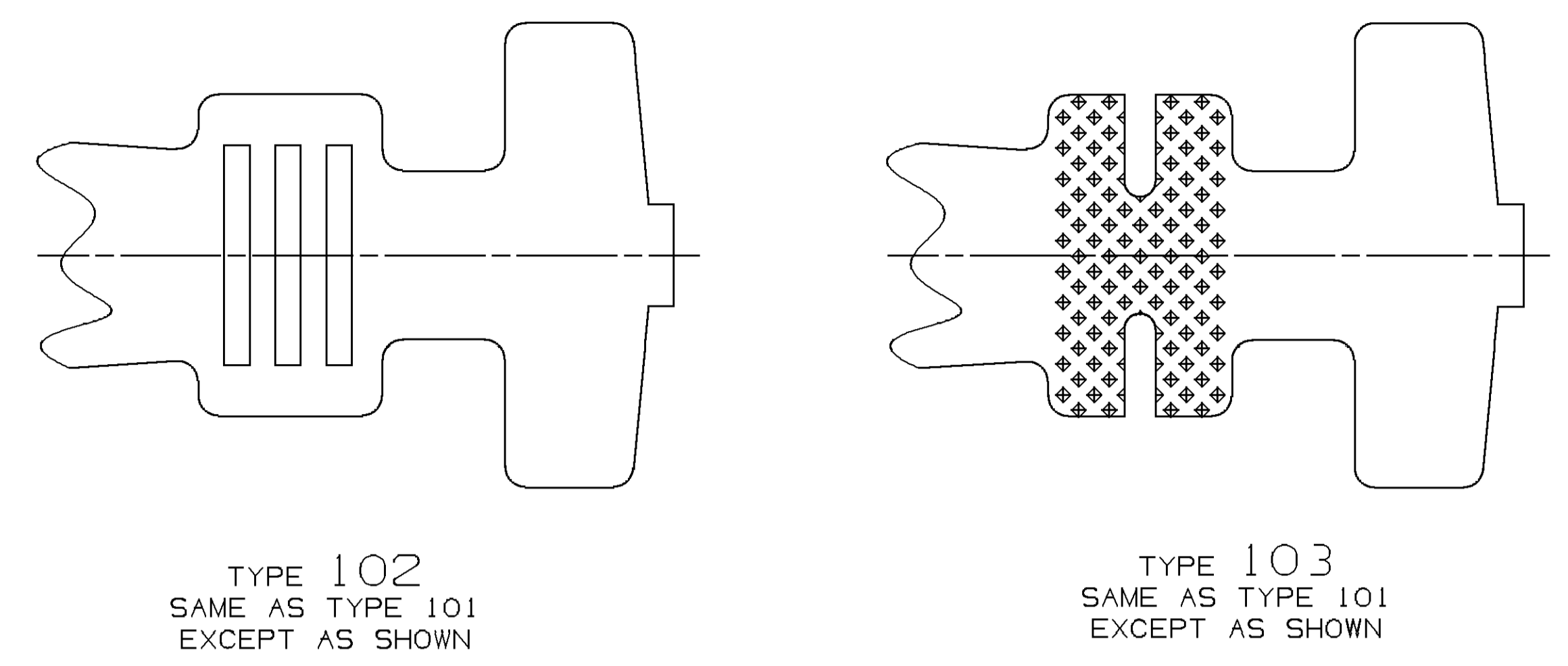
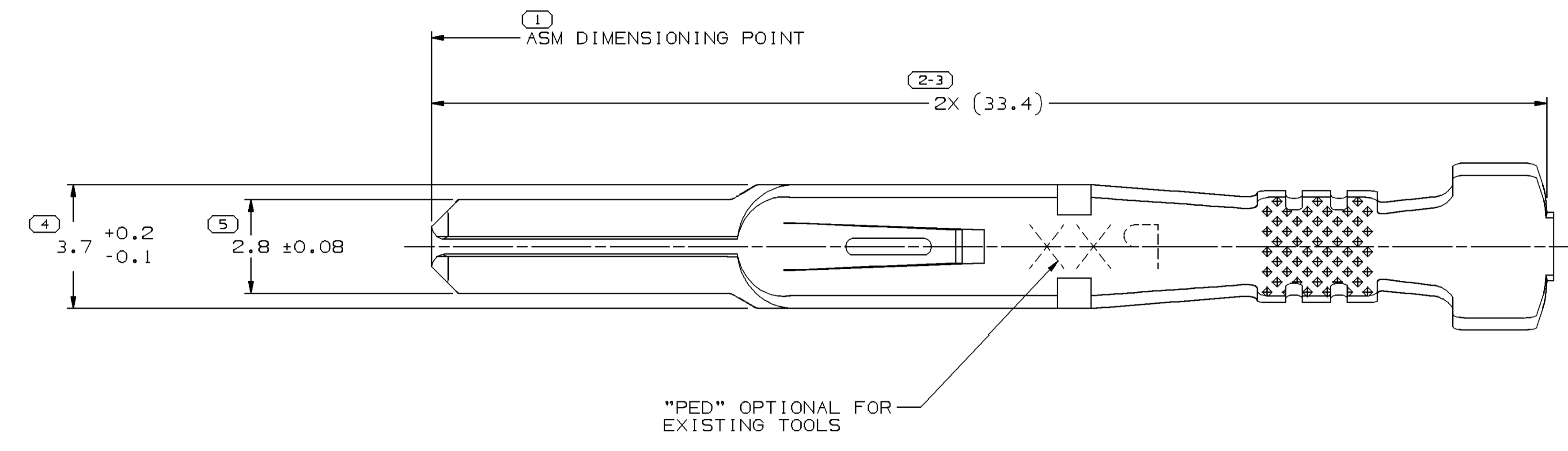


SYMBOL DEFINITION		MISSING NUMBERS	
THE NUMBER INSIDE THE SYMBOL CORRESPONDS TO THE NUMBER ON THE INSPECTION REPORT FOR THIS DRAWING/PART NUMBER	TOTAL NO. OF SYMBOLS ON DRAWING	15	
	LAST NO. USED	17	

DATE	STG	REV	N/P	CHG	ZONE	REVISION HISTORY	AUTH	DR	APV	APV2
14AP97	R	-	-	-	-	ALL PARTS - REDRAWN WITH NO PHYSICAL CHANGE - NO REV UPDATE REQ'D	970007	PHC	RRS	-
14AP97	R	-	-	-	-	15318038, 15318039 AND 15318040 - RELEASED TO REV "A"	970005	PHC	RRS	-
15N098	R	-	-	-	-	ALL PARTS - REDRAWN TO PD AND REVISED - REV LEVELS ADVANCED	190293	JTC	JHV	-
01DE03	R	01	-	-	-	ALL ACTIVE PARTS - ADDED VIEW TYPES SPECIFIC TO PART	249493	JS	JS	TM
02MR09	R	02	-	-	-	13753470 WAS RE180577, 13753471 WAS PE182115 AND RELEASED	407461	TAI	TAI	WTM
16OC09	R	03	-	-	-	13790534 - RELEASED AND ADDED TYPE 104 VIEW	409229	HCB	AUG	WTM
21DE09	R	04	-	-	-	13790534 - CABLE SIZE WAS 4 - 5 AND DIM E +/- 0.4 WAS 5.8	409673	JAR	JAR	WTM
11MY10	R	05	-	-	-	13753471 - CABLE DIA WAS 5.24-3.49; 13790534 - CABLE DIA WAS 4.3-3.4	410798	JTZ	JTZ	WTM
12JAL1	R	06	-	-	-	ALL ACTIVE PARTS - UPDATED PDM ATTRIBUTES	412995	JEG	JAA	LHT
28JL11	R	07	-	-	-	13753471 - ADDED CRIMPED ONTO 5 MM² NOTE	414952	JCF	JVM	WTM
08AU12	R	08	-	-	-	12020116, 12020782, 12034047, 12066271, 12084586, 12124085, 12129498, 15318038-40 AND 13753470-71, 13790534 - UPDATED MAT'L CALLOUT	419197	DCH	JVM	MAA
07AU14	R	09	-	-	-	33179130 - RELEASED	427214	JVR	JVM	JSM
19FE15	R	10	-	-	-	13753470-71 & 13790534 - ADDED TARNISH NOTE	428876	JVR	JVM	JSM
18JN15	R	11	-	-	-	12066270 MAKE OBSOLETE	429948	RCE	LES	VMR
19AU15	R	12	-	-	-	13753470, 13753471, 13790534, 33179130 - REVISED GEOMETRY	430422	AHG	AHG	TG



TYPE 101

PART NO	REV/N/P	MAT'L SIZE	MAT'L SPEC	PART NO	REV/N/P	MAT'L SPEC	SIZE (MM²)	ID	DIA	TYPE	WING CONST
		0.381X42.04		33179130	01	AA	A6 PLATED COPPER ALLOY	3-2	13	3.8-2.45	103
		0.381X42.04		13790534	02	AE	A6 PLATED COPPER ALLOY	4-5	10	3.4-5.24	104
		0.381X42.04		13753471	01	AF	A6 PLATED COPPER ALLOY	5-3	11	3-4.09	103
		0.381X42.04		13753470	01	AD	A6 PLATED COPPER ALLOY	2-1	15	3.97-2.48	102
		0.381X42.04		15318040	A4	-	TIN PLATED COPPER ALLOY	2-1	15N	3.97-2.48	102
		0.381X42.04		15318039	A4	-	TIN PLATED COPPER ALLOY	0.5-0.35	21N	-	101
		0.381X42.04		15318038	A4	-	TIN PLATED COPPER ALLOY	TWO 0.35	222N	2-1.35	101
		0.381X42.04		12129498	B4	-	TIN PLATED COPPER ALLOY	3-2	13	3.8-2.45	103
		0.381X42.04		12124085	A4	-	TIN PLATED COPPER ALLOY	0.8-0.5	19	3.12-2.03	101
12124106	A3	0.381X42.04	COPPER ALLOY	12084586	B4	-	TIN PLATED COPPER ALLOY	5-3	11	5.24-3.49	103
12066270	A4	0.381X42.04	COPPER ALLOY	12066271	B4	-	TIN PLATED COPPER ALLOY	0.5-0.35	21	101	101
12098175	B1	0.381X42.47	COPPER ALLOY	12056825	E1	-	TIN PLATED COPPER ALLOY	3	12	3.2-3.04	103
12020389	E3	0.381X42.04	COPPER ALLOY	12034047	D4	-	TIN PLATED COPPER ALLOY	0.8-0.5	19	3.12-2.03	101
		0.381X42.04		12020782	F4	-	TIN PLATED COPPER ALLOY	TWO 0.35	222	2-1.35	101
		0.381X42.47		12098281	E1	-	TIN PLATED COPPER ALLOY	0.35	22	2-1.35	101
12098174	A1	0.381X42.47	COPPER ALLOY	12098117	C1	-	TIN PLATED COPPER ALLOY	5-3	11	5.24-3.49	102
12020388	B3	0.381X42.04	COPPER ALLOY	12020116	D4	-	TIN PLATED COPPER ALLOY	2-1	15	3.97-2.48	102
		0.381X42.47		12098115	C1	-	TIN PLATED COPPER ALLOY	0.8-0.5	19	3.12-2.03	101

NOTES

- UNLESS OTHERWISE SPECIFIED AND/OR INDICATED:  
DIMENSIONS ARE TO FACE OF VIEW SHOWN AND AUTOMATICALLY ROUNDED BY COMPUTER FOR INSPECTION (SEE MATH MODEL FOR PRECISE DIMENSIONS). FOR ALL OTHER DIMENSIONS NOT SHOWN BUT REQUIRED FOR TOOL BUILD, SEE MATH MODEL FOR PRECISE TOOL PATH DATA.
- MATING COMPONENTS OR EQUIVALENT:  
TERMINAL 12015B23
- TERMINAL 13753471 WHEN CRIMPED ONTO 5MM² 105 STRAND CONDUCTOR, CONDUCTOR WINGS MUST BE SOLDERED.
- 0.4 R PERMISSIBLE ON ALL "SHARP" CORNERS.
- "PXX" INDICATES "P" PLUS LAST TWO DIGITS OF MAKE SERIES NUMBERS (P01,P02,P03,ETC.)
- FOR TERMINALS PACKAGED & STORED IN THE APPROVED MANNER, TARNISH ON SILVER PLATED SURFACES WILL NOT AFFECT THE PERFORMANCE OF THE PART.

LINE DRAWN THROUGH PART NUMBER INDICATES THAT PHYSICAL PARTS ARE NOT AVAILABLE FOR ORDERING.

PART NUMBERS THAT DO NOT HAVE A LINE PRESENT INDICATE THAT PHYSICAL PARTS ARE AVAILABLE FOR ORDERING.

CONTACT DELPHI SALES TO ASSURE AVAILABILITY OF PARTS.

DWG TYPE: PART DRAWING

UNLESS OTHERWISE SPECIFIED THIS DOCUMENT IS IN ACCORDANCE WITH ASME Y14.5M-1994 AS MODIFIED BY THE 2003 SUPPLEMENT AND TELEPHONING ADDENDUM-2001. SEPARATE PATTERNS OF FEATURES MAY BE OBTAINED SEPARATELY, RESPONSIBILITY OF CUSTOMER.

ALL DIMENSIONS ARE IN MILLIMETERS

REFERENCE:

THIRD ANGLE PROJECTION

DO NOT SCALE

USE MATH DATA

ANGULAR TOLERANCE ±2°

**DELPHI**  
DELPHI PACKARD ELECTRICAL/ELECTRONIC ARCHITECTURE

WARREN, OH  
COPYRIGHT 1997 DELPHI CORPORATION AND/OR ITS AFFILIATES. ALL RIGHTS RESERVED.  
REVISED: 05/01

THIS DRAWING IS THE PROPERTY OF DELPHI CORPORATION AND CONTAINS DELPHI CONFIDENTIAL INFORMATION. THE REPRODUCTION, DISTRIBUTION AND UTILIZATION OF THIS DOCUMENT OR ITS CONTENTS OR DATA, AS WELL AS COMMUNICATION OF ANY CONTENT TO OTHERS, WITHOUT EXPRESS AUTHORIZATION, IS PROHIBITED.

DATE: 12/12/97

DR: H. CASTRILLON

APV02: R. RAMOS S.

APV03: DOUG CUMMINGS

APV04:

APV05:

SUBSTANCES OF CONCERN AND RECYCLED CONTENT, PER DELPHI 10049001

MATERIAL SEE CHART

DRAWING NAME: TAXI TERM M M/P 280

DRAWING NUMBER: 12020114

SIZE: A0

SCALE: 10:1

FRAME NO: 1 OF 1

SHEET NO: 1 OF 1

STG: R

REV: 12