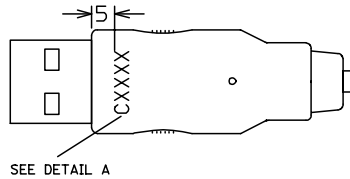
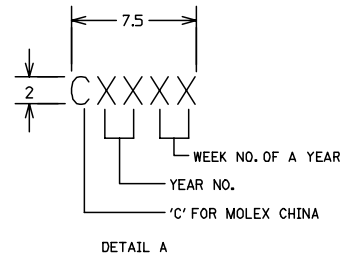
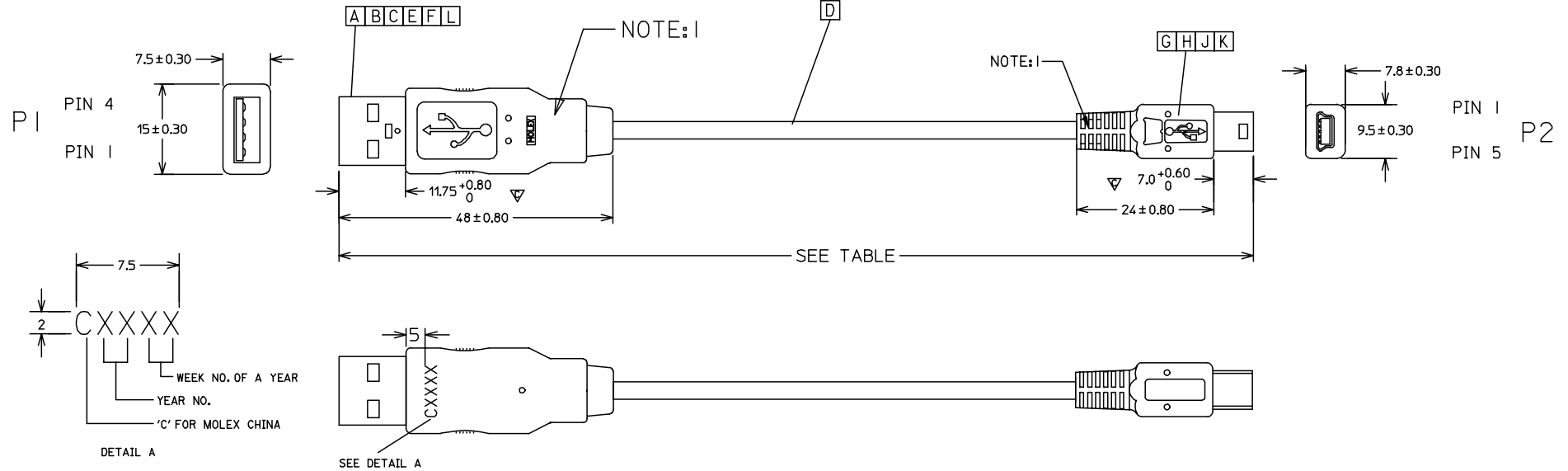


7 6 5 4 3 2 1

E
D
C
B
A

E
D
C
B
A



SHELL	SHELL	SHIELDING	BRAID WIRE
4	5	GROUND	BLACK
3	3	+DATA	GREEN
2	2	-DATA	WHITE
1	1	VCC	RED
P 1	P 2	SIGNAL NAME	WIRE COLOR

ITEM	DESCRIPTION	L	QTY.
L	COPPER FOIL 887801083		1
K	COPPER FOIL 887801114		1
J	USB SERIES MINI-B PLG COVER SHIELD 675460000		1
H	USB SERIES MINI-B PLG SHIELD CASE 675450000		1
G	MINI-B PLG HSG&TERMINAL SUB-ASS'Y 675420008		1
F	TERMINAL (AWG24) SEE TABLE		2
E	TERMINAL (AWG28) SEE TABLE		2
D	USB I.I #28XIP#24X2C CABLE	SEE TABLE	
C	REAR SHELL 887809084		1
B	FRONT SHELL 887809083		1
A	CRIMP HOUSING 887809086		1

ENTER DESCRIPTION EC NO: DG2006-0150 DRWN: JFZHENG CHKD: APPR: DQLUO	2006/01/09 2006/01/09 2006/01/16	QUALITY SYMBOLS ▽=0 ◻=3	GENERAL TOLERANCES (UNLESS SPECIFIED)		DIMENSION STYLE MM ONLY		SCALE ---	DESIGN UNITS METRIC	THIRD ANGLE PROJECTION		
				mm	INCH	DRAWN BY JFZHENG	DATE 2006/01/07	TITLE USB1.1, A TO MINIB CABLE ASS'Y(WHITE)			
			4 PLACES	±---	±---	CHECKED BY JFZHENG	DATE 2006/01/07				
			3 PLACES	±---	±---	APPROVED BY DQLUO	DATE 2006/01/07	MATERIAL NO. 88732-8x1x			
2 PLACES	±---	±---	ANGULAR ±1/2°		DOCUMENT NO. SD-887328510		SHEET NO. 1 OF 2				
1 PLACE	±---	±---	DRAFT WHERE APPLICABLE MUST REMAIN WITHIN DIMENSIONS		SIZE A 4		THIS DRAWING CONTAINS INFORMATION THAT IS PROPRIETARY TO MOLEX INCORPORATED AND SHOULD NOT BE USED WITHOUT WRITTEN PERMISSION				

6 5 4 3 2 1

NOTE:

1.MOLDED OVC RESIN,CABLE P/N & COLOR AS TABLE

COOL GREY	887800079	887808421	COOL GREY
BLACK	887800019	887808239	BLACK
FROST WITHE	887800043	887808249	FROST WITHE
RESIN COLOR	RESIN P/N	CABLE P/N	CABLE COLOR

2.STICK UL LABEL ON EACH CARON.

▽ELECTRICAL PERFORMANCE

ALL TEST DUABILITY:0.01 SEC

1. DIELECTRONIC STRENGTH:500V DC
2. INSULATION RESISTANCE:100M OHMS MIN.
3. CONDUCTIVE RESISTANCE: 3 OHMS MAX.
4. ALL COMPOUENT MUST MEET RoHS COMPLIANCE.



88732-8816	1800±30	USB_A TO MINI_B I.I VER	88780-8239	88780-9091	88780-9090
88732-8713	1500±30	USB_A TO MINI_B I.I VER	88780-8421	88780-9091	88780-9090
88732-8912	2000±30	USB_A TO MINI_B I.I VER	88780-8239	88780-9091	88780-9090
88732-8812	1800±30	USB_A TO MINI_B I.I VER	88780-8239	88780-9091	88780-9090
88732-8712	1500±30	USB_A TO MINI_B I.I VER	88780-8239	88780-9091	88780-9090
88732-8612	1000±30	USB_A TO MINI_B I.I VER	88780-8239	88794-1218	88794-1217
88732-8512	800±30	USB_A TO MINI_B I.I VER	88780-8239	88794-1218	88794-1217
88732-8412	1200±30	USB_A TO MINI_B I.I VER	88780-8239	88780-9091	88780-9090
88732-8910	2000±30	USB_A TO MINI_B I.I VER	88780-8249	88780-9091	88780-9090
88732-8810	1800±30	USB_A TO MINI_B I.I VER	88780-8249	88780-9091	88780-9090
88732-8710	1500±30	USB_A TO MINI_B I.I VER	88780-8249	88780-9091	88780-9090
88732-8610	1000±30	USB_A TO MINI_B I.I VER	88780-8249	88794-1218	88794-1217
88732-8510	800±30	USB_A TO MINI_B I.I VER	88780-8249	88794-1218	88794-1217
88732-8410	1200±30	USB_A TO MINI_B I.I VER	88780-8249	88780-9091	88780-9090
MX P/N	CABLE LENGTH	DESCRIPTION	CABLE P/N	TERM. E	TERM. F

ENTER DESCRIPTION EC NO: DG2006-0150 DRWN: JFZHENG CHKD: APPR: DQLUO	2006/01/09 2006/01/09 2006/01/16	QUALITY SYMBOLS ▽=0 ▽=3	GENERAL TOLERANCES (UNLESS SPECIFIED)		DIMENSION STYLE MM ONLY		SCALE ---	DESIGN UNITS METRIC	THIRD ANGLE PROJECTION		
			mm	INCH	DRAWN BY JFZHENG	DATE 2006/01/07	TITLE USB1.1, A TO MINIB CABLE ASS'Y(WHITE)				
	4 PLACES		±---	±---	CHECKED BY JFZHENG	DATE 2006/01/07					
	3 PLACES		±---	±---	APPROVED BY DQLUO		DATE 2006/01/07		molex MOLEX INCORPORATED		
2 PLACES	±---	±---	ANGULAR ±1/2°								
1 PLACE	±---	±---	DRAFT WHERE APPLICABLE MUST REMAIN WITHIN DIMENSIONS		MATERIAL NO. 88732-8x1x		DOCUMENT NO. SD-887328510		SHEET NO. 2 OF 2		
A	REV		SIZE THIS DRAWING CONTAINS INFORMATION THAT IS PROPRIETARY TO MOLEX INCORPORATED AND SHOULD NOT BE USED WITHOUT WRITTEN PERMISSION								