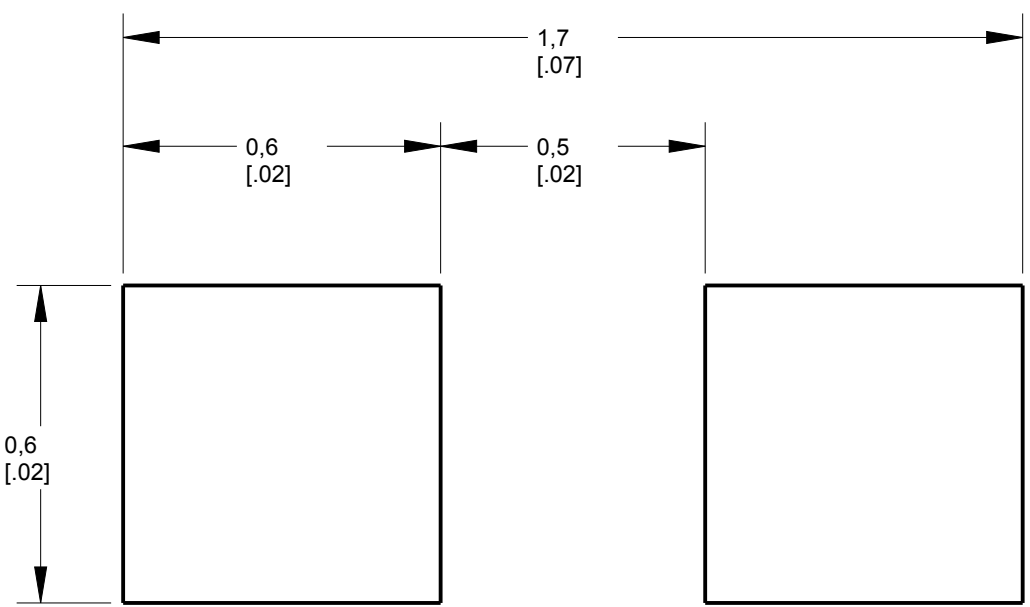
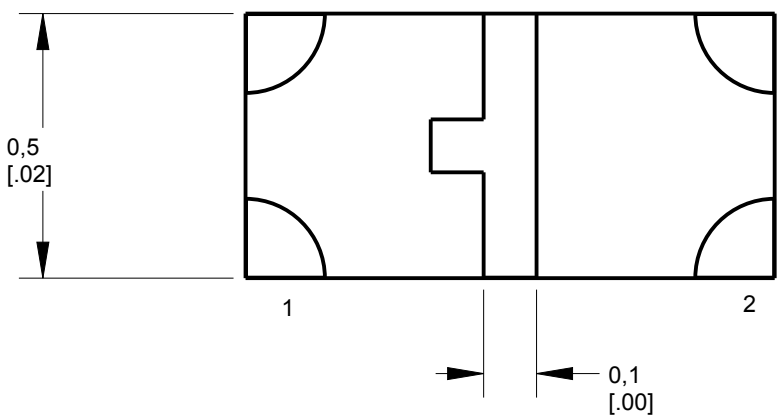
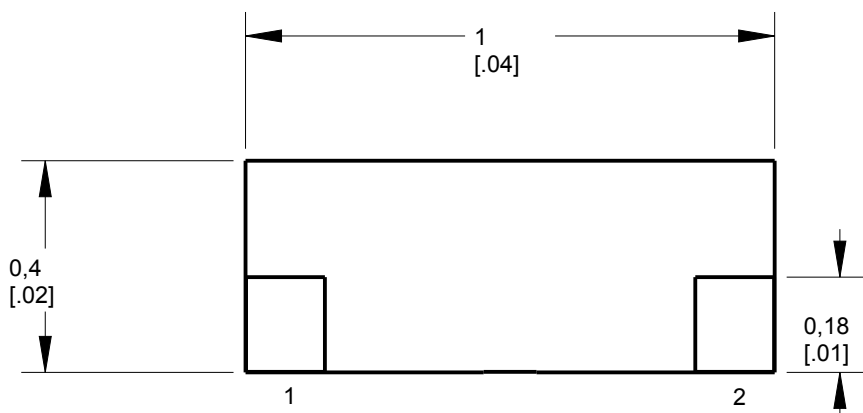
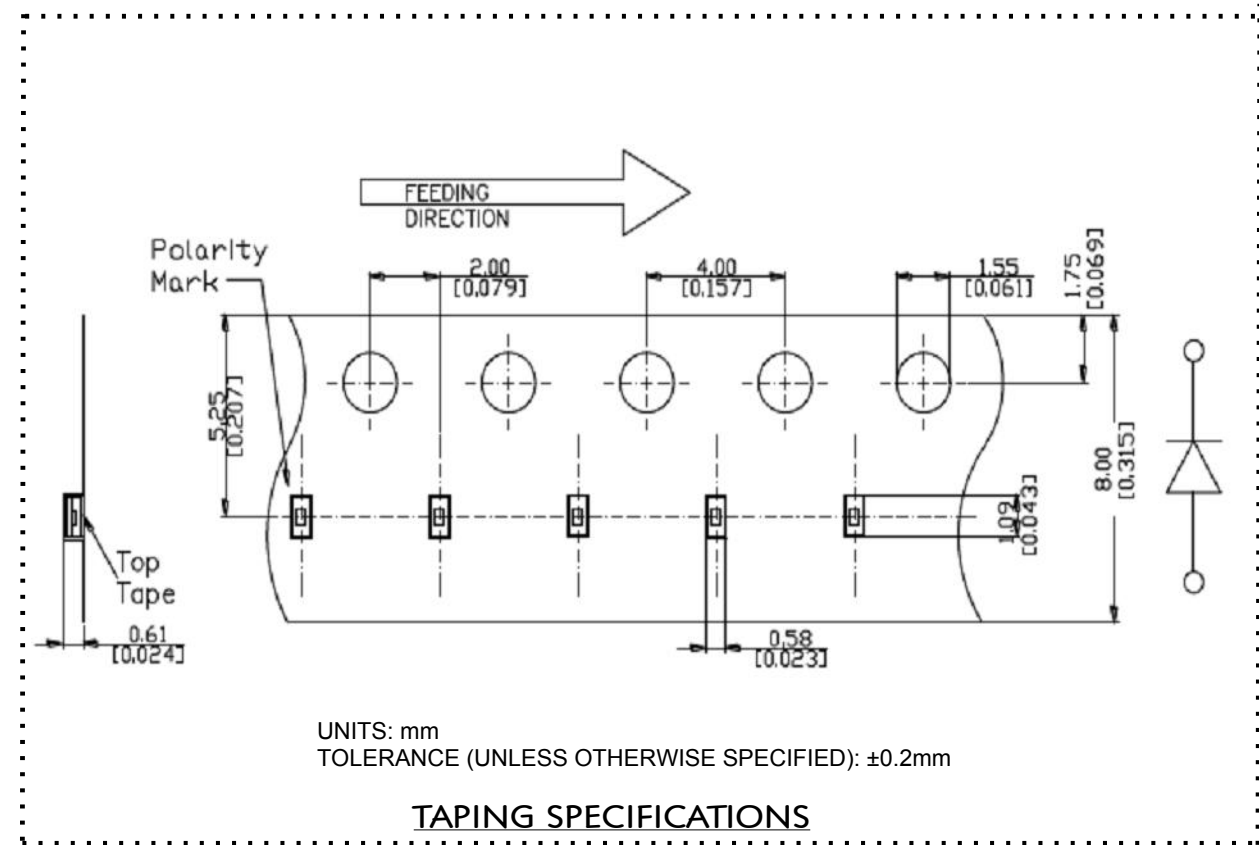


PART NUMBER	LED COLOR (nm)
5988A10102F	RED (635)
5988A10107F	
5988A20102F	RED (625)
5988A20107F	
5988A30102F	ORANGE (602)
5988A30107F	
5988A40102F	YELLOW (591)
5988A40107F	
5988A60102F	YELLOW GREEN (572)
5988A60107F	
5988A80102F	GREEN (527)
5988A80107F	
5988A90102F	BLUE (470)
5988A90107F	

REV	REVISIONS	DRN	APP	DATE
A	NEW RELEASE	LD	NO	1-9-18
B	ADDED VIEWING ANGLE	LD	NO	4-25-19

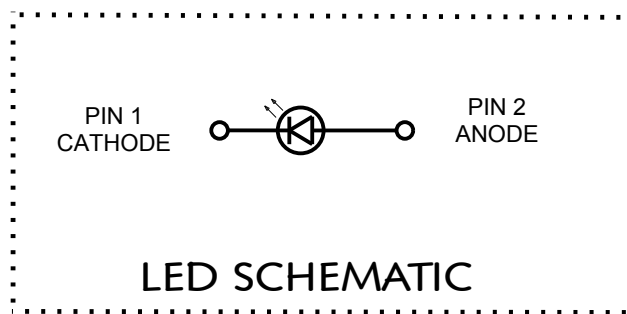


RECOMMENDED SOLDER PAD LAYOUT



ABSOLUTE MAXIMUM RATINGS AT 25°C							
LED COLOR	POWER DISSIPATION (mW)	FORWARD CURRENT (mA)	PEAK FORWARD CURRENT (mA)	REVERSE VOLTAGE (V)	OPERATING TEMPERATURE (°C)	STORAGE TEMPERATURE (°C)	DERATING CURVE FROM 25°C (mA/°C)
RED (635)	46	20	60	5	-40 TO +85	-40 TO +85	.0833
RED (625)	24	10					
GREEN	33	10	60	5	-40 TO +85	-40 TO +85	.0833
YELLOW	24						
YELLOW GREEN	24	10	60	5	-40 TO +85	-40 TO +85	.0833
GREEN	33						
BLUE	33	10	60	5	-40 TO +85	-40 TO +85	.0833

OPERATING CHARACTERISTICS AT 25°C											
LED COLOR	TEST CONDITION	LUMINOUS INTENSITY (mcd)			DOMINANT WAVELENGTH (nm)			REVERSE CURRENT (MAX)	FORWARD VOLTAGE (IF=5mA)		VIEWING ANGLE (DEG)
		IF(mA)	MIN	TYP	MAX	MIN	TYP		MAX	TYP	
RED (635)	5	28	65	100	630	635	640	10µA @ VR=5V	1.6	2.3	140
RED (625)		28	47	65	620	625	630		1.8	2.4	
ORANGE		28	47	65	600	605	610		1.8	2.4	
YELLOW		18	42	65	587	591	595		1.8	2.4	
YELLOW GREEN		12	15	18	568	572	575		1.8	2.4	
GREEN		230	330	430	525	528	530		2.5	3.3	
BLUE		43	72	100	465	470	475		2.5	3.3	

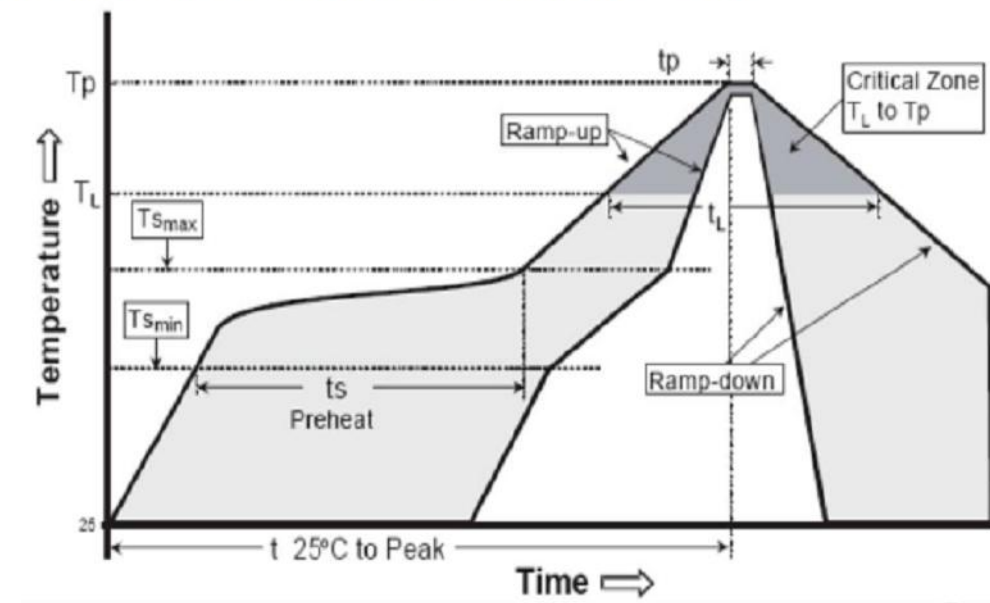


**ATTENTION:**  
OBSERVE PRECAUTIONS FOR HANDLING ELECTROSTATIC SENSITIVE DEVICES

NOTES:

- PIN NUMBERS ARE FOR REFERENCE ONLY, DESIGNATION NON-EXISTENT ON PART.
- LABELING FOR REEL AND OUTSIDE OF ALUMINUM BAG: DIALIGHT P/N, QUANTITY PER REEL, DATE CODE, INTENSITY BIN CODE, LOT NUMBER AND COUNTRY OF ORIGIN
- THIS PRODUCT IS RoHS COMPLIANT. EACH BAG IS TO BE MARKED WITH RoHS COMPLIANT LABEL OR EQUIVALENT MARKINGS. LED MUST BE Pb FREE.
- MOISTURE SENSITIVITY LEVEL 3
- QUANTITY IS 4,000 PCS/ REEL.

SMT Reflow Soldering Instructions SMT



Profile Feature	Symbol	Pb-Free(SnAgCu)Assembly			Unit
		Min	Tpy	Max	
Ramp-up rate to preheat (25°C to 150°C) (T <sub>smax</sub> T <sub>p</sub> )			2	3	°C/s
Time t <sub>s</sub> (T <sub>smin</sub> to T <sub>smax</sub> ) (t <sub>smin</sub> t <sub>smax</sub> )	t <sub>s</sub>	60	100	120	s
Ramp-up rate to peak (T <sub>smax</sub> to T <sub>p</sub> ) T <sub>smax</sub>			2		°C/s
Liquidus temperature (T <sub>L</sub> )	T <sub>L</sub>	217	°C		°C
Time above liquidus temperature (t <sub>L</sub> )	t <sub>L</sub>		80	100	s
Peak temperature (T <sub>p</sub> )	T <sub>p</sub>		245	260	°C/s
Time within 5°C of the specified peak temperature T <sub>p</sub> -5°C	t <sub>P</sub>	10	20	30	s
Ramp-down rate (T <sub>p</sub> to 100°C)			3	6	°C/s
Time (25°C to T <sub>p</sub> )				480	s

RECOMMENDED RoHS SOLDER PROFILE

THIS DRAWING AND THE CONTENTS HEREIN ARE CONFIDENTIAL AND THE SOLE PROPERTY OF DIALIGHT CORP. REPRODUCTION OF THIS DRAWING OR CONSTRUCTION OF ANY PARTS WITHIN THIS DRAWING ARE FORBIDDEN WITHOUT THE WRITTEN CONSENT OF DIALIGHT CORP.

DIALIGHT CORP INTERNAL REFERENCE ONLY = 3D MODEL: 450021848X15-A-1

SCALE: 70.000	DRAWING NUMBER	REV
ALL DIMS IN: INCHES (MM)	C18402	B
TOLERANCES: UNLESS OTHERWISE SPECIFIED	TITLE	
FRACTIONS: ±1/64	SM LED 0402 PACKAGE	
DECIMALS (.XX): ±.01	MATERIAL	
DECIMALS (.XXX): ±.005		
DECIMALS (.XXXX): ±.0005		
ANGLES: ±1°		
FINISH		
FSCM 83330		

**Dialight** 1501 ROUTE 34 SOUTH FARMINGDALE, NJ 07727 (732) 919-3119 www.dialight.com

SHEET 1 OF 1 FAMILY TABLE: