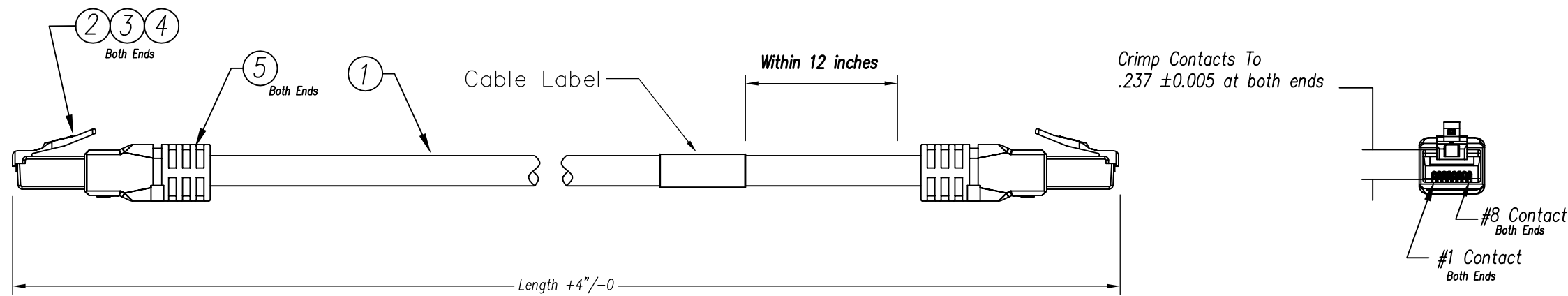


DATE	REV	ECN	APP'D. BY
02/22/19	A0	RELEASED	ET
02/22/19	A1	ECN 11349	TLS



**Notes:**

- 1) Each cable assembly to be individually bagged.
- 2) 50μ" Gold plating on contacts
- 3) Cable Construction:
  - 24 AWG Stranded
  - 4Pr, U/UTP, Type CM
  - PVC Jacket
- 4) 100% Transmission Tested for Performance

**P/N Key:**

BM-6UxxxxF

UOM

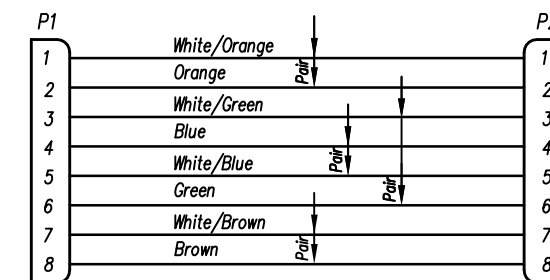
F = Feet

Color

E = Blue  
G = Grey

Length	
XXX	Feet
001	1
003	3
005	5
007	7
010	10
015	15
025	25


**Wiring Map: 568B Standard**




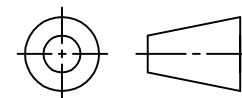
**Example Parts Numbers**

Feet		
P/N	Color	Length
BM-6UG001F	Grey	1'
BM-6UE010F	Blue	10'

For Part Numbers Not Shown Follow Part Number Key Format



THIRD ANGLE PROJECTION



206 Van Vorst Street  
Jersey City, NJ 07302  
+1 201 432 0463  
<http://www.belfuse.com>

DO NOT SCALE DRAWING  
DRAWING IS SUBJECT TO  
CHANGE WITHOUT NOTICE

TITLE: *Bel Patchcord Assembly, C6 U/UTP, 24 awg  
Component Compliant*

DIMENSIONS: INCHES [METRIC]  
UNLESS OTHERWISE SPECIFIED  
TOLERANCES ARE ±.005 [0.13]  
ANGLES ARE ± 1°

THIS DRAWING AND THE SUBJECT MATTER SHOWN THEREON  
ARE CONFIDENTIAL AND THE PROPRIETARY PROPERTY OF  
BEL FUSE, INC. AND SHALL NOT BE REPRODUCED,  
COPIED, OR USED IN ANY MANNER WITHOUT PRIOR WRITTEN  
CONSENT OF BEL FUSE, INC.

DRN BY:	TLS	DATE	02/22/19
APPD BY:	ET	DATE	02/22/19
DWG NO.	CT999183	REV.	A1

SHEET NO. 1 OF 1