



Concept
Design
Manufacture

CIE-Group Ltd 3 Widdowson Close Blenheim Ind Est Bulwell Nottingham NG6 8WB England
T: +44(0)115 9770075 F: +44(0)115 9770081 E: info@cie-group.com W: www.cie-group.com

Customer:

CPC

DWG No:

20191095

REV:

Description:

-

CREATED

BY:

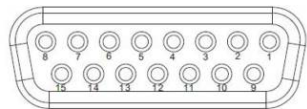
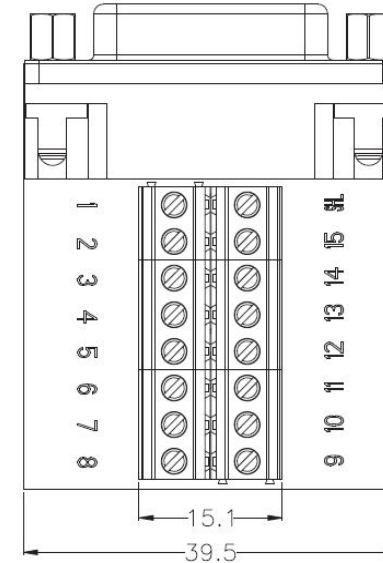
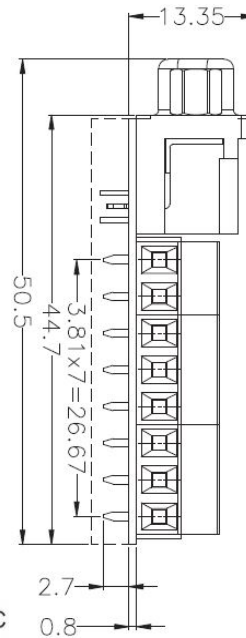
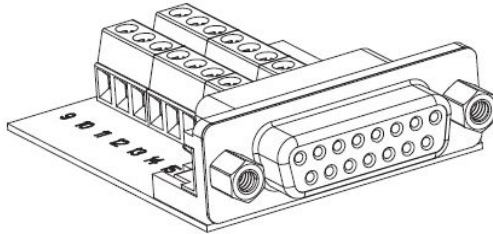
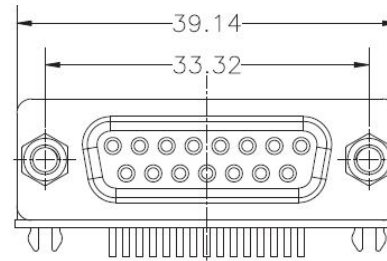
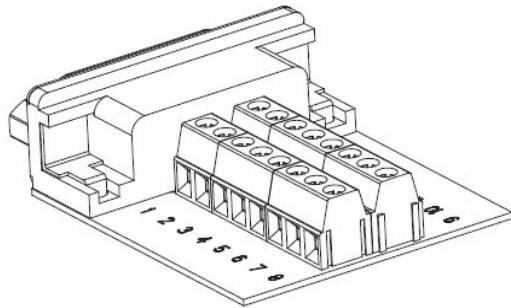
LF

DATE:

29/07/19

CONFIDENTIAL DOCUMENT! THE INFORMATION CONTAINED IN THIS DRAWING IS THE SOLE PROPERTY OF CIE-GROUP LTD. ANY REPRODUCTION IN PART OR WHOLE WITHOUT THE WRITTEN PERMISSION OF THE CIE-GROUP LTD IS PROHIBITED.

The cable assy should comply with the European Parliament and the Council Directive: 2011/65/EU for the restriction of hazardous substances (ROHS). The manufacturer will provide a certification proving the ROHS compliance of the cable assy whenever a customer requires this.



Terminal D-Sub

1 ---- 1
2 ---- 2
3 ---- 3
.
.
.
.
.
.
15 ---- 15
SHL ---- shell

Specification

Rating Voltage: 30VDC
Rating Current: 0.5A
Contact resistance: 30mΩ max.
Insulating resistance: min. 100mΩ/500VDC
Operating temperature: -40° ~ 85°C

GENERAL TOLERANCE
X.X ± 0.25
X.XX ± 0.15
X.XXX ± 0.05
ANGLE TOLERANCE ± 1°
RADIUS ± 0.25
HOLE ± 0.13

DESC:

DSUB Socket 90Deg 15 Pin Terminal Block

P/N:

CLB-DSUB15F-16TB-2

F/C:

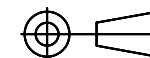
51559110

DATE:

PAGE:

1 of 1

PROJECTION:



UNIT:

MM

NAME:

SIGNATURE:

APPROVED:

YES / NO