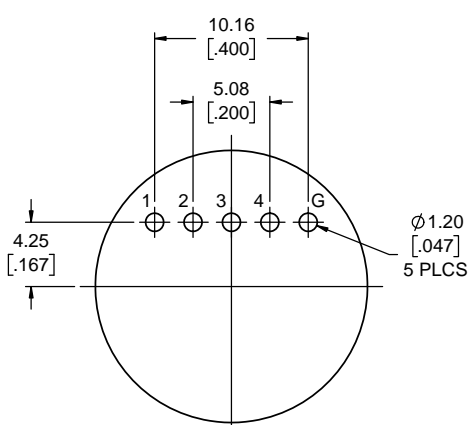
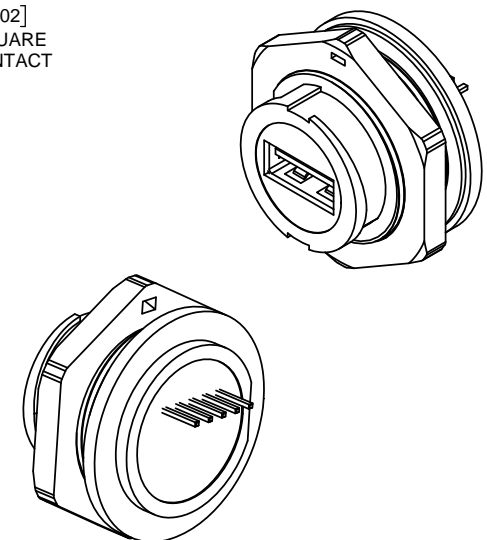
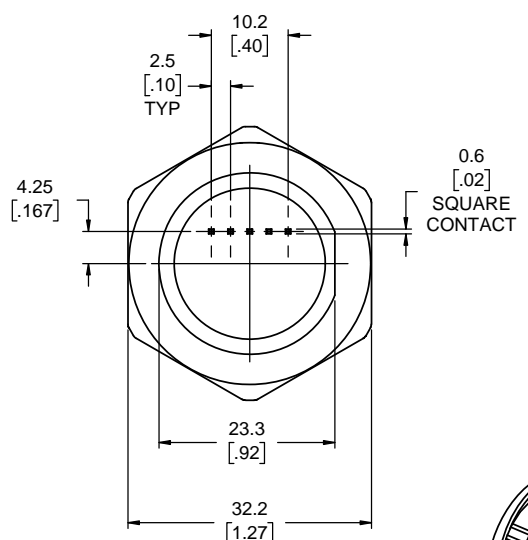
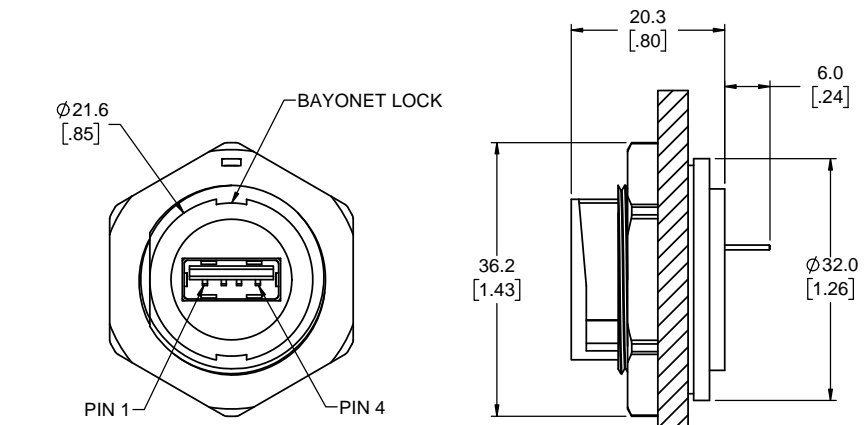
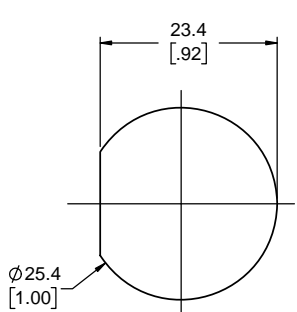


REVISIONS			
REV	DESCRIPTION, ECN, EAR NO.	DATE	APP'D
A	PROPOSAL DRWING	JUN20/18	A.G.
B	PROPOSAL DRWING	SEP12/18	A.G.



RECOMMENDED PCB LAYOUT
COMPONENT SIDE OF BOARD
SCALE 4:1



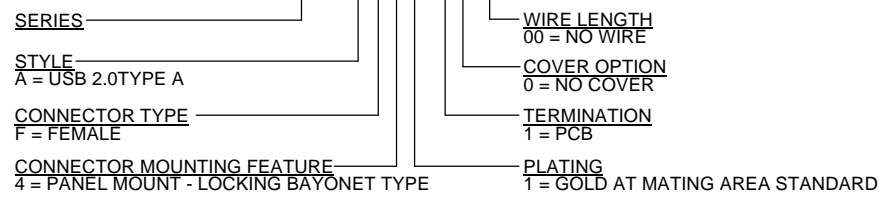
RECOMMENDED PANEL CUTOUT
OUTSIDE VIEW OF PANEL

NOTES:

- MATERIAL:** ALL MATERIALS ARE RoHS COMPLIANT PER EU DIRECTIVE 2011/65/EU & AMENDMENTS:
 - HOUSING AND NUT: GLASS FILLED THERMOPLASTIC, UL FLAMMABILITY RATING 94V-0, BLACK
 - GASKET: SILICON RUBBER
 - CONTACT: COPPER ALLOY PLATED WITH GOLD OVER NICKEL ON MATING AREA.
 - SHIELD: STAINLESS STEEL
 - INTERNAL PCB: FR4 FIBER GLASS
- SPECIFICATIONS:**
 - NUMBER OF CONTACTS: 4
 - INGRESS PROTECTION: IP67 / 68
 - MECHANICAL LIFE: 1500 MATING CYCLES
 - OPERATING TEMPERATURE: -45 - +85 °C
 - DWV: 500VAC/1 MINUTE @ SEA LEVEL
 - SPEED: 480 Mbps
 - CONTACT RESISTANCE: 30 MILLIOHMS MAX.
 - INSULATION RESISTANCE: 1000 MEGOHMS MIN.
 - CURRENT RATING: 1.5 A
 - MAX TORQUE FOR RUNNING THREAD: 0.5 IN-LBS MAX
 - MATING FORCES: MATING 35N MAX, UNMATING 10N MIN
- RECOMMENDED PANEL THICKNESS: 4.00 9.1570 THICKNESS.**
- PRODUCT SPEC #S6148C**



ORDERING CODE: MRU - AF41 - 1000



UNLESS SPECIFIED OTHERWISE	DRAWN	B COPPING	JUN20/18
PRIMARY UNITS MILLIMETERS	CHECKED	S.MUGAN	JUN20/18
SECONDARY	M.E. APP'D		
REFERENCE IN PARENTHESES	Q.A. APP'D		
GENERAL TOLERANCES	DWG APPR.		
1 DECIMAL PLACE ±0.25	ENG. REL. NO.		
2 DECIMAL PLACES ±0.15	REF.		
3 DECIMAL PLACES	THIRD ANGLE PROJECTION		
ANGULAR DEGREES	DO NOT SCALE DRAWING		

Amphenol Canada Corp.
Commercial Products

MRU SERIES CONNECTOR, USB 2.0 TYPE A, BAYONET LOCK RECEPTACLE FOR PCB TERMINATION, RoHS COMPLIANT

DWG. NO. **P-MRU-AF41-1000** REV **B**

CODE ID NO. 03554 DWG SIZE: X SCALE: 2:1 SHEET 1 OF 1