

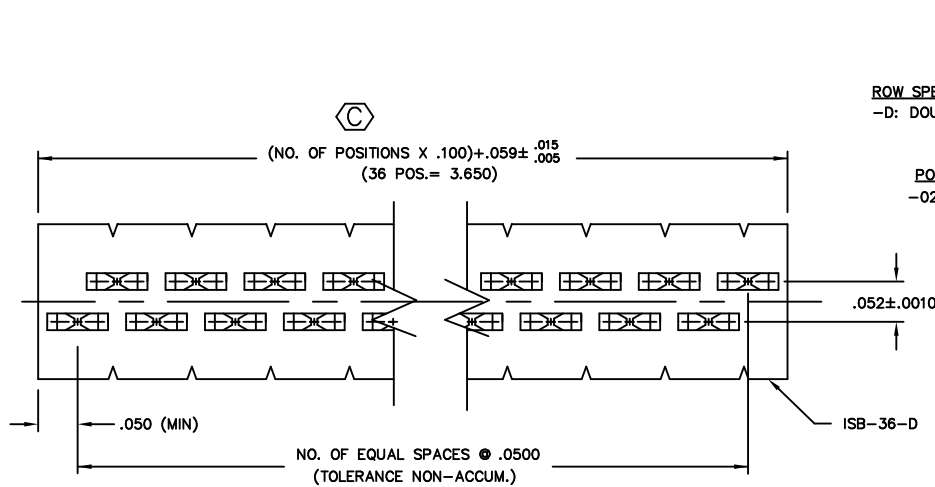
REVISION F

PLOT SCALE: .100/ DIMSCALE: .125

UNLESS OTHERWISE NOTED
 DIMENSIONS ARE IN INCHES
 TOLERANCES ARE:
 ONE PLACE DECIMALS: ± .1
 TWO PLACE DECIMALS: ± .01
 THREE PLACE DECIMALS: ± .005
 FOUR PLACE DECIMALS: ± .0020
 ANGLES
 ± 1°

TITLE:
**FEMALE CABLE
 BASE ASSEMBLY**
 DWG NO:
IDD-XX-X-PXX
 SHEET 1 OF 1

DO NOT SCALE FROM THIS PRINT



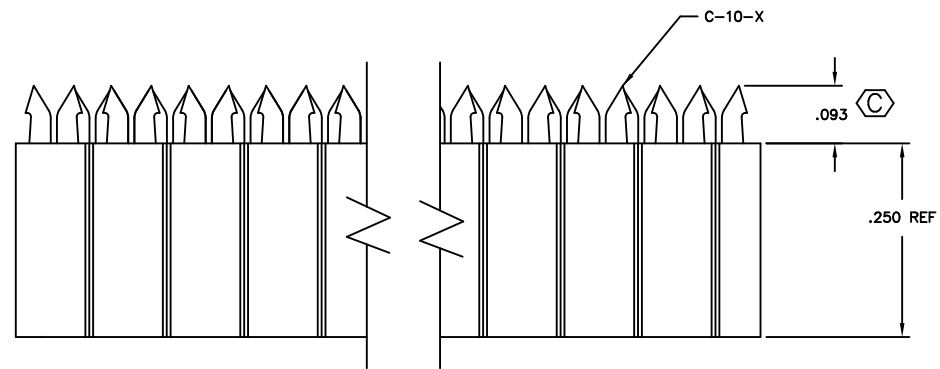
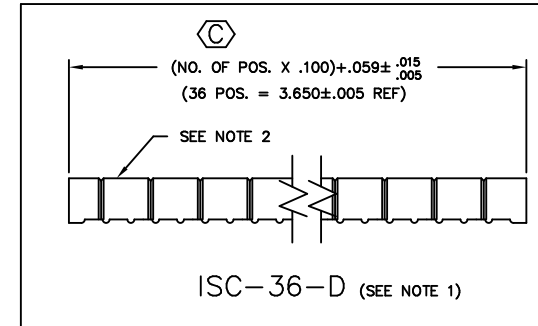
IDD-XX-X-PXX

ROW SPECIFICATION
 -D: DOUBLE ROW

POLARIZING OPTION
 -XX: No OF POSITION TO BE POLARIZED (USE PK-06)

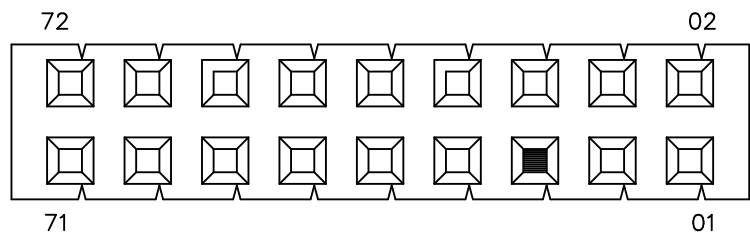
PLATING SPECIFICATION
 -G: SELECTIVE GOLD
 -T: TIN

POSITION SPECIFICATION
 -02 THRU -36 PER ROW AVAILABLE



-PXX OPTION

INSERT POLARIZING KEY PK-06 INTO SPECIFIED POSITION -XX



[-P05 SHOWN, ■ = PK-06]

NOTES:

1. ISC-36-D SHOWN FOR ASSEMBLY COMPONENT USE ONLY, NOT TO BE PRESSED ONTO CONTACTS.
2. END WALLS NOT TO BE LESS THAN .010 AFTER CUTTING TO POSITION, WHEN MEASURED FROM SURFACE SHOWN.
3. (△) REPRESENTS CRITICAL DIMENSION FOR STATISTICAL PROCESS CONTROL.
4. A CHAMFER ON THE END OF THE CAP IS GUARANTEED ON FINAL ASSEMBLIES THAT ARE AT LEAST 18 POSITIONS FOR MALE AND FEMALE TERMINATION.

PROPRIETARY NOTE
 THIS DOCUMENT CONTAINS INFORMATION CONFIDENTIAL AND PROPRIETARY TO SAMTEC INC. AND SHALL NOT BE REPRODUCED OR TRANSFERRED TO OTHER DOCUMENTS OR DISCLOSED TO OTHERS OR USED FOR ANY PURPOSE OTHER THAN THAT FOR WHICH IT WAS OBTAINED WITHOUT THE EXPRESSED WRITTEN CONSENT OF SAMTEC INC.

samtec EXISPROD\CABLE IDD-XX-X

520 PARK EAST BLVD. NEW ALBANY, INDIANA 47150
 PHONE (812) 944-6733 P.O. BOX 1147
 CODE 55322

MADE BY: GARY PURVIS 1-2-91

IDD-XX-X-PXX
 SHEET 1 OF 1