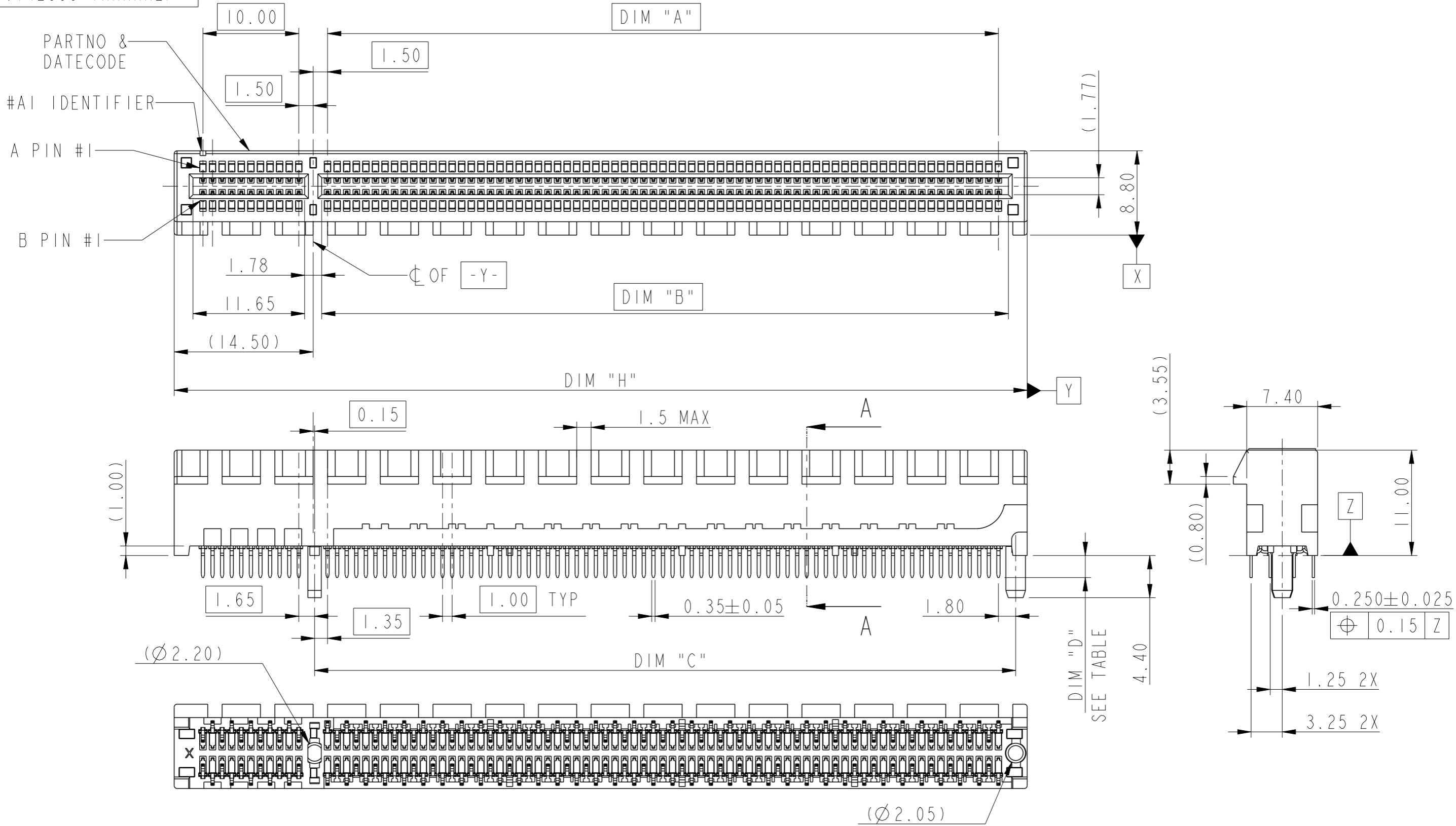
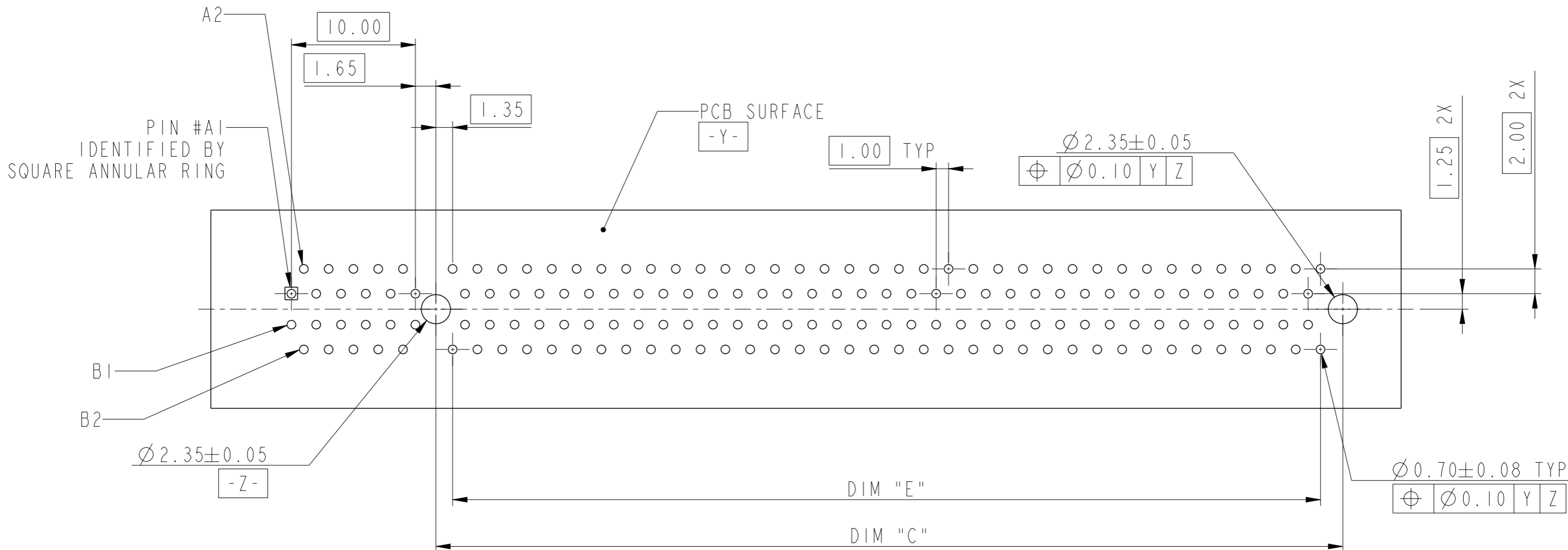


PRODUCT PARTNUMBER
10142333-1XXXXXLF



Amphenol FCI
© 2016 AFCI

spec ref	-	dr	Cheong, Matthe	2017/09/18	projection	mm	size	A3	scale	1:1
tolerance std	ISO 406 ISO 1101	eng	Cheong, Matthe	2018/09/11			ecn no	ELX-S-31215-1		
TOLERANCES UNLESS OTHERWISE SPECIFIED		chr	-	-			rel level	Released		
surface	linear	appr	Koon-Poh Tay	2018/09/24	product family		-		cat. no.	-
	angular	Amphenol FCI		PCI EXPRESS 4.0		TH Type Ass'y		dwg no	10142333	
								rev	C	
								Product - Customer Drw		sheet 1 of 4

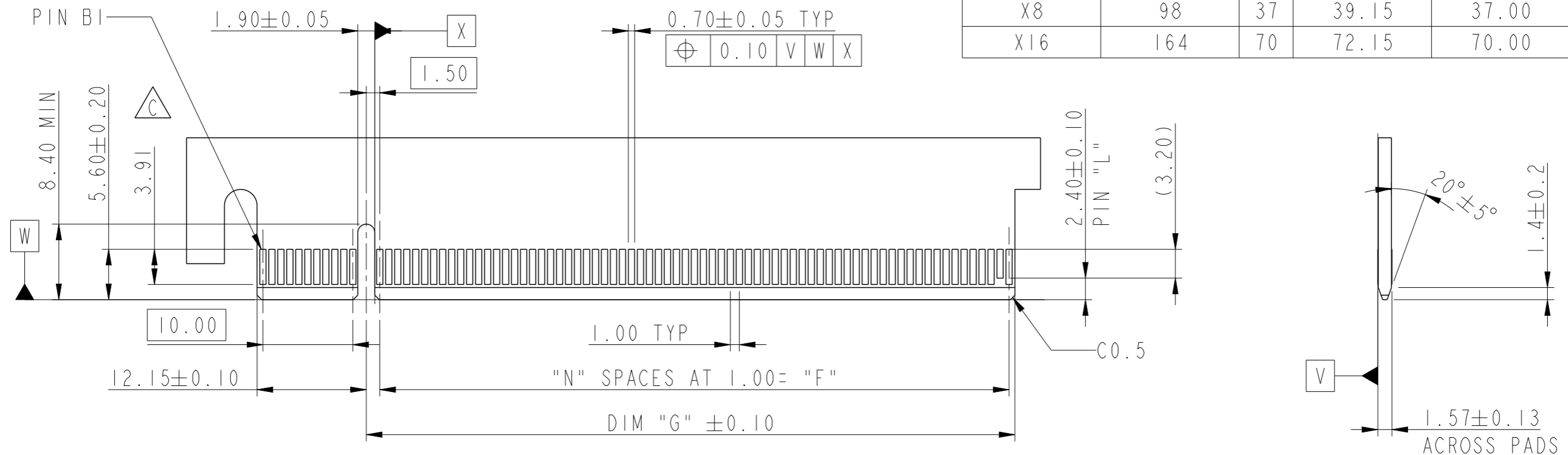


← I/O PANEL DIRECTION
RECOMMENDED PCB LAYOUT

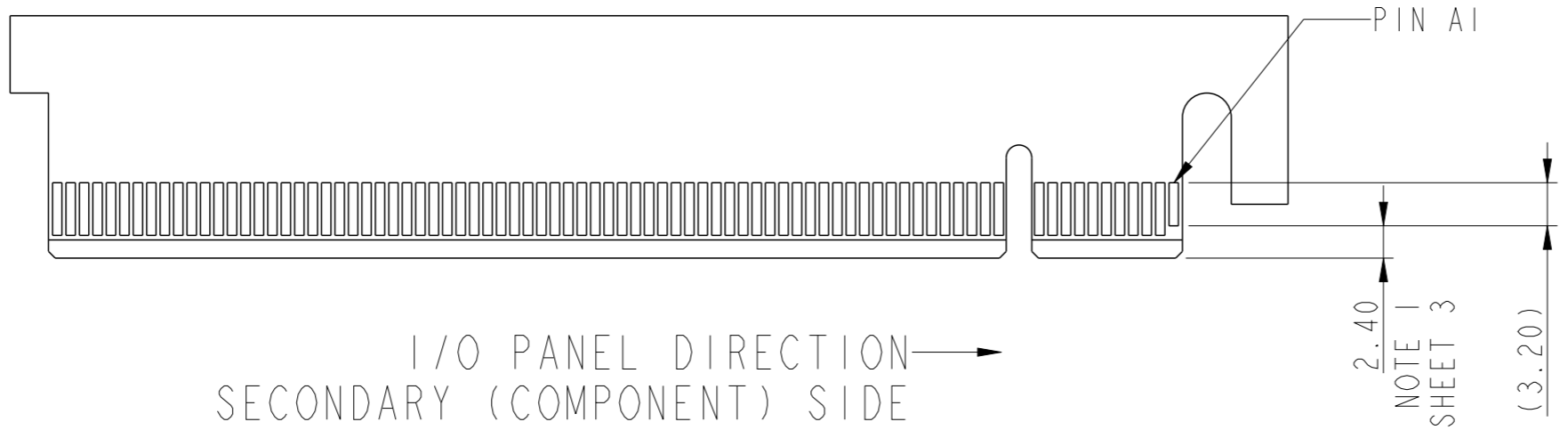
DIMENSIONS					
POSITION	A	B	C	E	H
36	6.00	7.65	9.15	6.00	25.00
64	20.00	21.65	23.15	20.00	39.00
98	37.00	38.65	40.15	37.00	56.00
164	70.00	71.65	73.15	70.00	89.00

spec ref	-	dr	Cheong, Matthe	2017/09/18	projection	mm	size	A3	scale	1:1	
tolerance std	ISO 406 ISO 1101	eng	Cheong, Matthe	2018/09/11			ecn no	ELX-S-31215-1			
TOLERANCES UNLESS OTHERWISE SPECIFIED		chr	-	-			rel level	Released			
surface	ISO 1302	appr	Koon-Poh Tay	2018/09/24	product family	-	dwg no	10142333		rev	C
	linear	0.X	±0.3	Amphenol FCi	PCI EXPRESS 4.0						
		0.XX	±0.20		TH Type Ass'y						
	angular	0°	±2°		cat. no.	-	Product - Customer Drw	sheet 2 of 4			

CONNECTOR LINK WIDTH	POSITION	N	DIM "G"	DIM "F"	PIN "L"
X1	36	6	8.15	6.00	B17
X4	64	20	22.15	20.00	B31
X8	98	37	39.15	37.00	B48
X16	164	70	72.15	70.00	B81



← I/O PANEL DIRECTION
PRIMARY (COMPONENT) SIDE



I/O PANEL DIRECTION →
SECONDARY (COMPONENT) SIDE

Amphenol
FCi

© 2016 AFCI

spec ref	-	dr	Cheong, Matthe	2017/09/18	projection	mm	size	A3	scale	1:1	
tolerance std	ISO 406 ISO 1101	eng	Cheong, Matthe	2018/09/11			ecn no	ELX-S-31215-1			
TOLERANCES UNLESS OTHERWISE SPECIFIED		chr	-	appr			Koon-Poh Tay	2018/09/24	product family	-	rel level
surface	linear	0.X	±0.3	Amphenol FCI			PCI EXPRESS 4.0 TH Type Ass'y		cat. no. -	Product - Customer Drw	sheet 3 of 4
	angular	0°	±2°								

PRODUCT NUMBER CODE

10142333-□□□□□□LF

HOUSING COLOUR OPTIONS

1: BLACK

PEGS OPTION

0: PLASTICS PEGS

CONTACT PLATING OPTIONS

0: 50u" Ni UNDERPLATE
 30u" Au CONTACT AREA
 100u" TIN TAIL AREA
 1: 50u" Ni UNDERPLATE
 15u" Au CONTACT AREA
 100u" TIN TAIL AREA

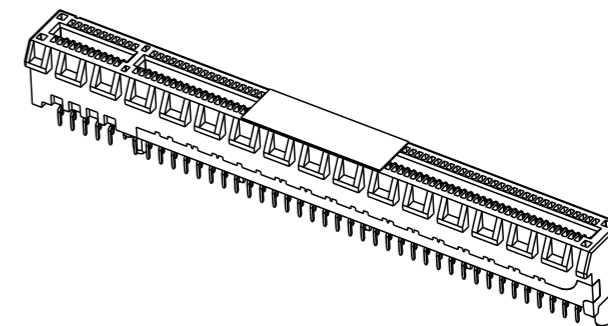
PACKAGING

M: SOFT TRAY (DIM 317.5 x 235 x 18) WITH KAPTON TAPE, 22MM
 Q: HARD TRAY (DIM 323 x 136 x 19) (164 POS)



NO. OF POSITION

0: 36 POS
 1: 64 POS
 2: 98 POS
 3: 164 POS



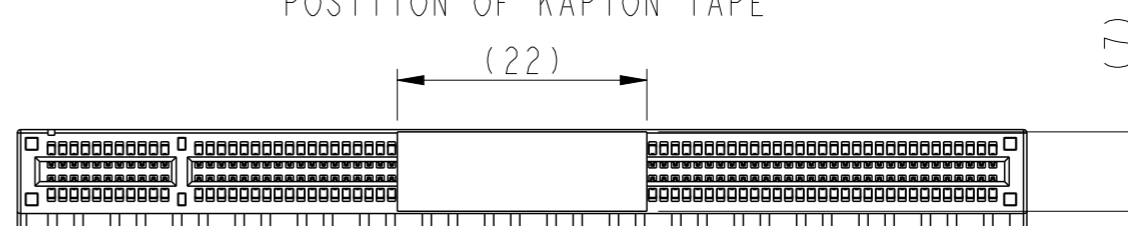
TAIL LENGTH OPTION

	DIM "D"	PCB TICKNESS
0	2.30	1.56
1	3.10	2.36
2	2.54	1.56
3	1.90	1.56

NOTES:

- MATERIAL:
 HOUSING: HIGH PERFORMANCE RESIN, UL94V-0
 CONTACT: COPPER ALLOY
- PLATING:
 SEE TABLE
- PRODUCT SPECIFICATION: GS-12-1406
- PRODUCT MEETS EUROPEAN UNION DIRECTIVES AND OTHER COUNTRIES REGULATIONS AS DESCRIBED IN GS-22-008
- DIMENSION APPLIES TO THE TIP OF TERMINAL.
- DATE CODE B PRINTED ON THIS SURFACE.
 DATE CODE "MMDDYYL", MMDDYY IS ASSEMBLY DATE.
 L IS AFCI PRODUCTION SITE.
 - "M" DENOTES MALAYSIA
- THE HOUSING WITH WITHSTAND EXPOSURE TO 260° PEAK TEMPERATURE FOR 10SECONDS IN A CONVECTION, INFRA-RED OR VAPOR PHASE REFLOW OVEN

POSITION OF KAPTON TAPE



spec ref	-	dr	Cheong, Matthe	2017/09/18	projection	mm	size	A3	scale	1:1
tolerance std	ISO 406 ISO 1101	eng	Cheong, Matthe	2018/09/11			ecn no	ELX-S-31215-1		
surface	linear	chr	-	-			rel level	Released		
		appr	Koon-Poh Tay	2018/09/24	product family	-			cat. no.	-
		Amphenol FCI			PCI EXPRESS 4.0 TH Type Ass'y		dwg no	10142333	rev	C
					Product - Customer Drw				sheet 4 of 4	

Amphenol FCI

© 2016 AFCI