

6

5

4

3

2

1

D

D

C

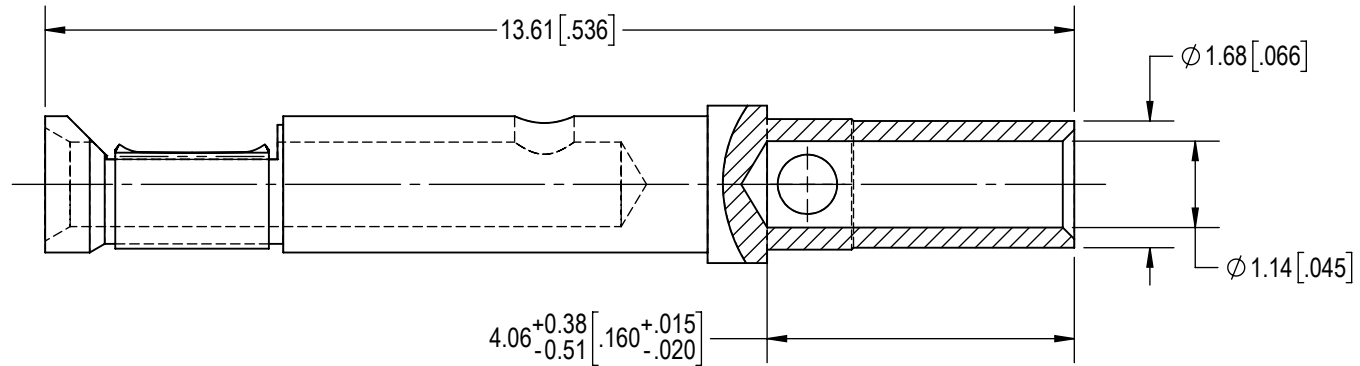
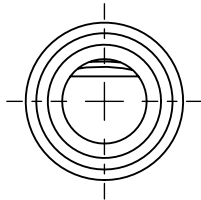
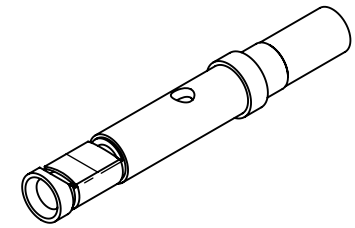
C

B



B

A

A

**NOTES:**

1. MATERIAL AND FINISHES:  
CONTACT: PRECISION MACHINED COPPER ALLOY, GOLD FLASH OVER NICKEL PLATE.  
POSIBAND SPRING CLIP: BERYLLIUM COPPER, GOLD FLASH OVER NICKEL PLATE.
2. DETAILED PRODUCT, MECHANICAL AND ELECTRICAL INFORMATION IS AVAILABLE IN THE LATEST STANDARD DENSITY D-SUB PRODUCT PUBLICATION AT [CONNECTPOSITRONIC.COM](http://CONNECTPOSITRONIC.COM).
3. CONTACT IS COMPLIANT TO THE CURRENT RoHS DIRECTIVE.
4. CRIMPING TOOL INFORMATION IS AVAILABLE AT [WWW.CONNECTPOSITRONIC.COM/CrimpToolCrosslist](http://WWW.CONNECTPOSITRONIC.COM/CrimpToolCrosslist).

BY APG		CHK SS		3RD ANGLE 		POSITRONIC BELIEVES THE DATA ON THE DRAWING TO BE RELIABLE. THE USER EMPLOYS SUCH INFORMATION AT HIS OWN DISCRETION AND RISK. POSITRONIC ASSUMES NO RESPONSIBILITY FOR RESULTS OBTAINED OR DAMAGES INCURRED FROM USE OF SUCH INFORMATION IN WHOLE OR IN PART.		 <b>Positronic®</b> CONNECTPOSITRONIC.COM		
APR PA		RELEASED DATE: 2019-08-30		SCALE NTS						
TOLERANCES ±0.03mm [.001 INCHES] FOR MALE CONTACT MATING DIAMETERS ±0.08mm [.003 INCHES] FOR CONTACT TERMINATION DIAMETERS ±0.13mm [.005 INCHES] FOR ALL OTHER DIAMETERS ±0.38mm [.015 INCHES] FOR ALL OTHER DIMENSIONS ±5° FOR ALL ANGLES DIMENSION ARE IN MILLIMETERS [INCHES]					PART NUMBER FC6020D2/AA		SERIES RD			
					TITLE FC6020D2/AA					
CREATED ON: 2019-08-19					SHEET SHEET 1 OF 1		REV A			

6

5

4

3

2

1