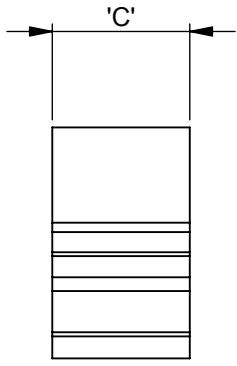
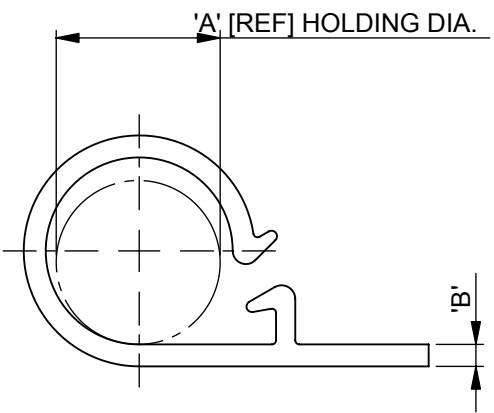
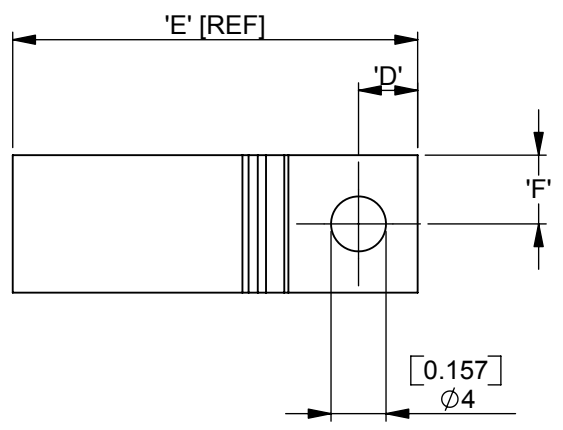
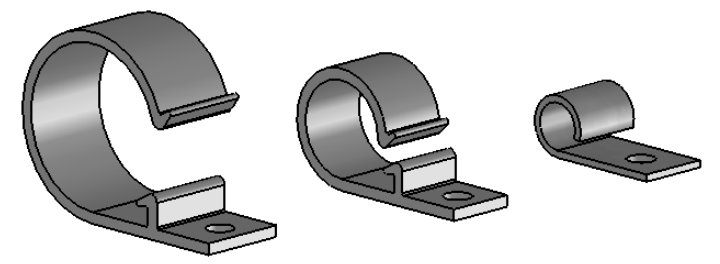


A B C D E F



REV.	MODIFICATION.	DATE	DRN
01	NEW DRAWING	21/02/05	NJB
02	ECN 2005-032	02/03/05	NJB
03	ECN 2005-044	06/04/05	NJB
04	ECN 2007-209	23/11/07	NJB
05	ECN 2008-009	14/01/08	SF
06	CO2010138	11/03/08	SF
07	CO2010171	03/04/08	SF
08	CO2010206	01/05/08	SF



EXWHC2-750 EXWHC2-500 EXWHC2-250

NOTES
 1) PARTS ARE AVAILABLE IN BLACK
 ADD "BK" TO END OF PART NUMBER:
 EXWHC2-500-01BK.

INFORMATION CONTAINED IN THIS DOCUMENT IS CONFIDENTIAL TO RICHCO INTERNATIONAL Co. Ltd. AND MAY NOT BE DISCLOSED OR REPRODUCED IN WHOLE OR PART WITHOUT THEIR WRITTEN CONSENT.

PART No.	"A" HOLDING Ø	"B"	"C"	"D"	"E" REF	"F"	MATERIAL
EXWHC2-750-01	18.0[.708]	1.8[.070]	12.7[.500]	4.7[.185]	35.0[1.377]	6.35[.250]	NYLON 6/6 UL94 V-2 (RMS-01)
EXWHC2-750-19							NYLON 6/6 UL94 V-0 (RMS-19)
EXWHC2-500-01	12.7[.500]	1.6[.063]	10.0[.394]	30.0[1.181]	5.0[.196]	NYLON 6/6 UL94 V-2 (RMS-01)	
EXWHC2-500-19						NYLON 6/6 UL94 V-0 (RMS-19)	
EXWHC2-250-01	6.35[.250]	1.0[.039]	10.0[.394]	6.0[.236]	21.0[0.827]	5.0[.196]	NYLON 6/6 UL94 V-2 (RMS-01)
EXWHC2-250-19							NYLON 6/6 UL94 V-0 (RMS-19)

		METRIC PRIMARY UNITS: mm IMPERIAL SECONDARY UNITS: [inches] GENERAL TOLERANCES ±0.25 [0.010] UNLESS OTHERWISE STATED 1 DECIMAL PLACE ± 2 DECIMAL PLACES ± ANGULAR ±1°		
		MATERIAL: SEE TABLE		
DESCRIPTION: WIRE HARNESS CLIP				PART No: SEE TABLE
DRG No: 05-024		NPR No: 2007-436		SHEET SIZE A4
DRN NJB	DATE 21/02/05	CHKD NBR	DATE 22/02/05	SCALE NTS
				SHEET No. 1 OF 1