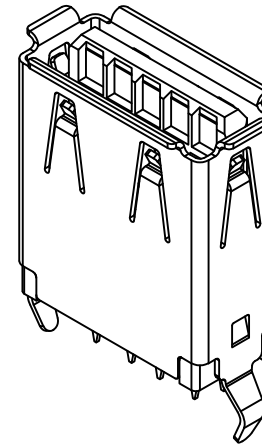


**Recommended PCB Layout (Top View)**  
T=1.6mm (General Tolerances: ±0.05mm)



**Specifications**

**Materials & Plating**

Plastic Housing: LCP, Blue, UL94V-0  
Contact Terminal: Copper Alloy, T=0.20mm  
Metallic Shell: SUS201, T=0.30mm

**Plating:**

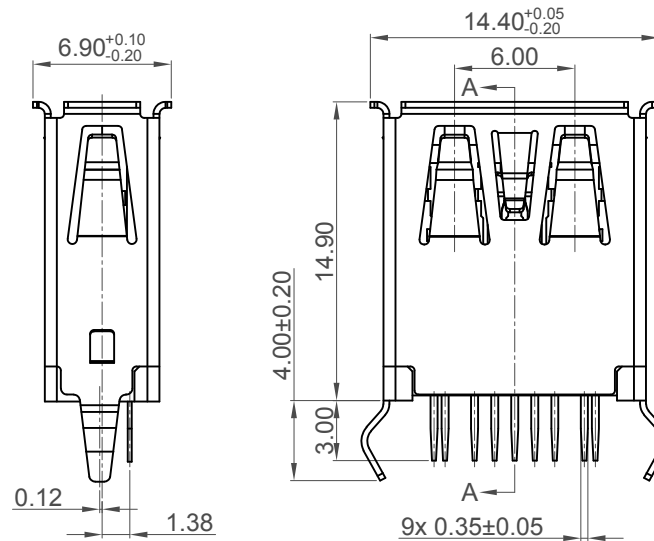
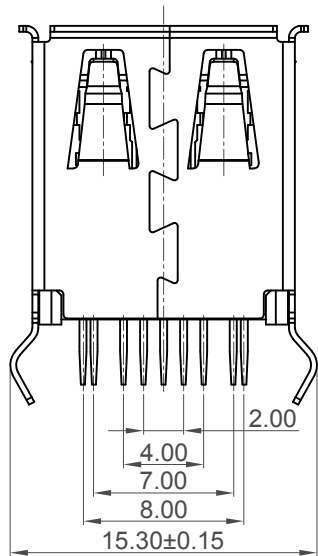
Contact:  
Contact Area: Gold Flash  
Solder Tails: 100u" min. Tin  
Underplating: 50u" min. Nickel  
Shell: 50u" min. Nickel Plating Overall

**Electrical:**

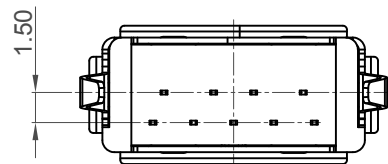
Voltage Rating: 30V  
Current Rating: 0.25A (Signal Pins)  
1.8A (Power Pins)  
Operating Temperature: -40°C to +85°C  
Contact Resistance:  
30 mΩ max. (Power Pins)  
50 mΩ max. (Signal Pins)  
Insulation Resistance: 100 MΩ min.  
Dielectric Withstand Voltage: 100V R.M.S.

**Mechanical:**

Mating Force: 35N max.  
Unmating Force: 10N min. Initial  
8N min. Final  
Durability: 20000 Cycles



**Section A-A**



Pin No.	Signal
1	VBUS
2	D-
3	D+
4	GND
5	STDA_SSRX-
6	STDA_SSRX+
7	GND_DRAIN
8	STDA_SSTX-
9	STDA_SSTX+

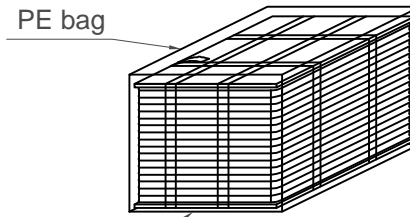
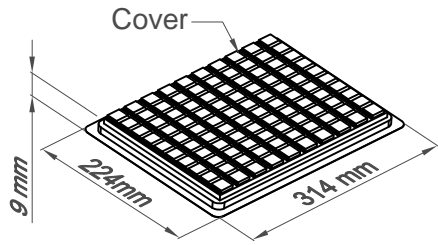
**Ordering Grid**

**USB1086** - **GF** - **B** Request Samples and Quotation

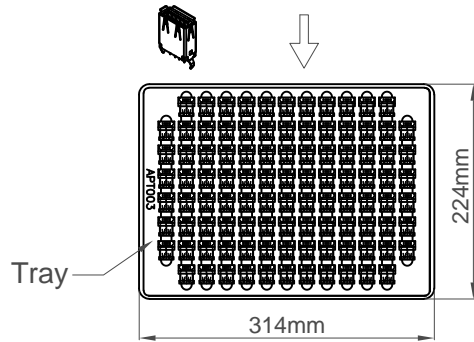
Contact Plating  
GF = Gold Flash

Packing Options  
B = Tray  
(100 per tray)

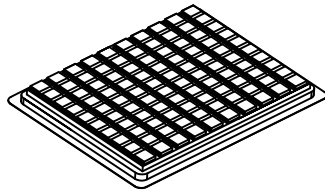
Part Number USB1086		Product Description USB 3.0 Receptacle, Type A, Through Hole, Vertical, Top Mount			
Drawing Date 06th January 2020					
By	CC	Tolerances (Except as Noted)		Units:	This drawing is confidential and copyright of Global Connector Technology, Ltd (GCT). This drawing must not be copied or disclosed without written consent. E & OE
Detail	Drawing Release	Length		Metric (mm)	
Revision	A1	X.X ± 0.35			
Date	07/05/20	X.XX ± 0.25			
				Not to Scale    Drawn By CC    Sheet No. 1/2	



32 Trays/Stack

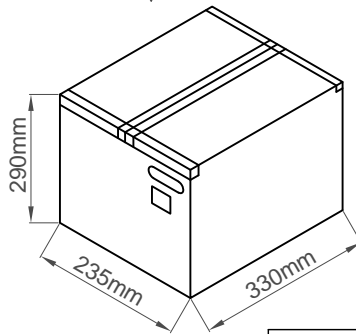
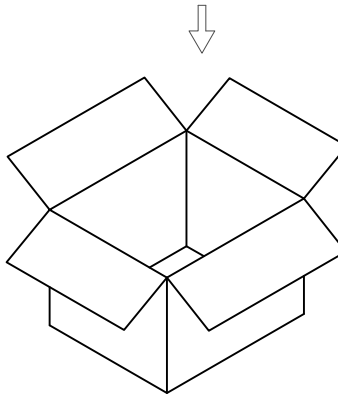
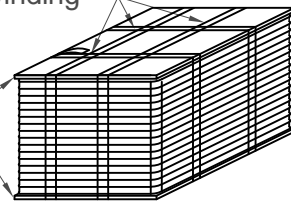


100PCS/tray



Use stretch film winding

Carboard



PCS/Tray	Trays/Carton	PCS/Carton
100	32	3200

Part Number USB1086		Product Description USB 3.0 Receptacle, Type A, Through Hole, Vertical, Top Mount	
Drawing Date 06th January 2020			
By CC	Detail Drawing Release	Tolerances (Except as Noted) Length X.X ± 0.35 X.XX ± 0.25	Units: Metric (mm) X.° ± 3.0° X.X° ± 1.5°
Revision A1	Date 07/05/20		
		This drawing is confidential and copyright of Global Connector Technology, Ltd (GCT). This drawing must not be copied or disclosed without written consent. E & OE	



Not to Scale	Drawn By CC	Sheet No. 2/2
--------------	----------------	------------------