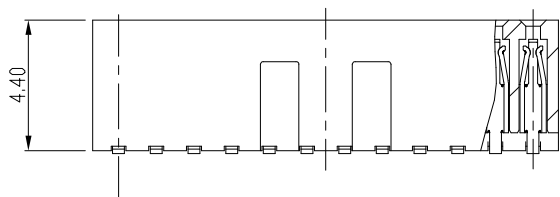
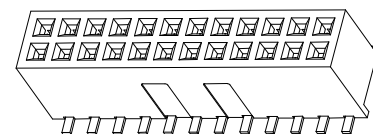
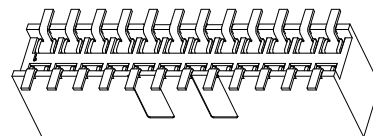
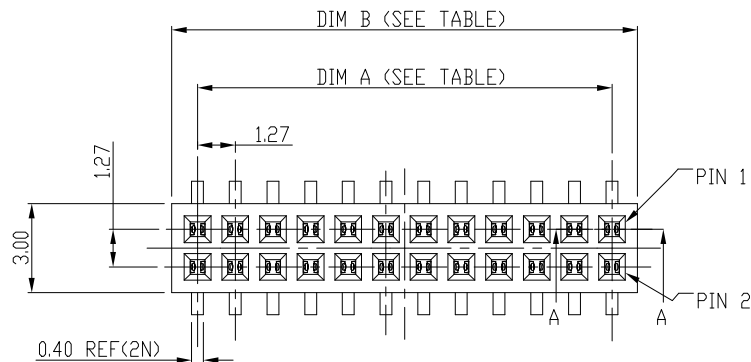
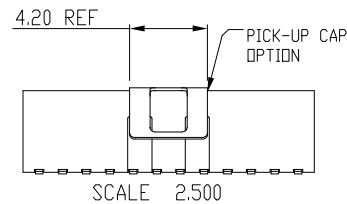
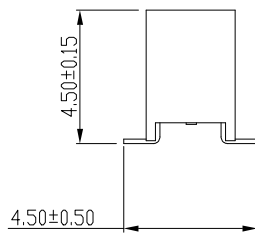


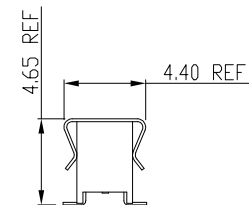
PART NO.
20021321



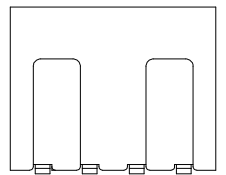
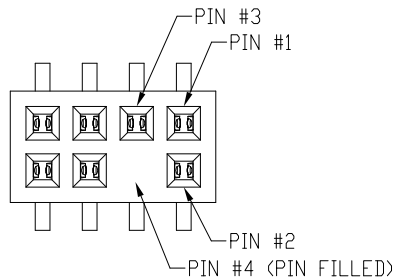
SECTION A-A
SCALE 4.000



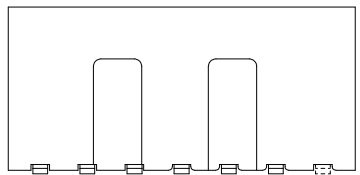
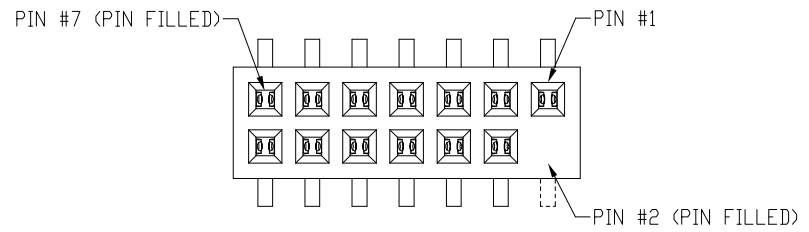
WITH CAP OPTION



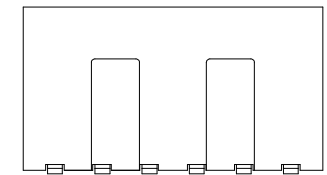
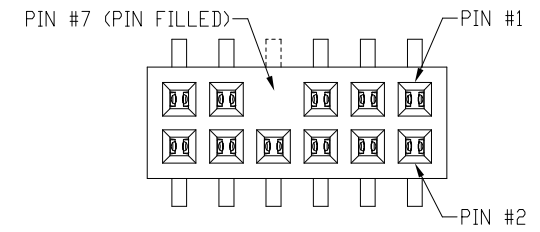
mat'l. code		surface ISO 1302 ✓		tolerance ISO 406 ISO 1101		projection 1101		product family MINITEK127®			
ltr	ecn no	dr	date	tolerances unless otherwise specified		mm		title RECEPTACLE VT SMT			
M	ELX-N-24544	TONY	07/21/16	angles	linear	.0±.30		dwg no 20021321 sheet 1 of 4 size A3 type Product Customer Drawing			
N	ELX-N-26833	TONY	03/14/17			.00±.20					
P	ELX-N-29534	TONY	03/13/18	0°±2'		.000±.10					
R	ELX-N-38519-1	YY	10/10/20	dr	Tony Leng	07/19/16					
				engr	Y-Y Bao	10/10/20		Amphenol FCI			
				chr	L-Q Lei	10/10/20					
				appd	Tim Yao	10/10/20					
sheet index	revision sheet	R	1								



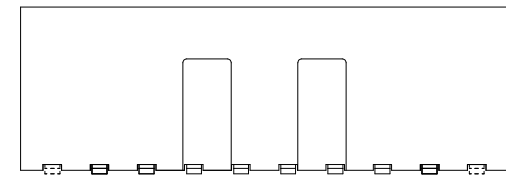
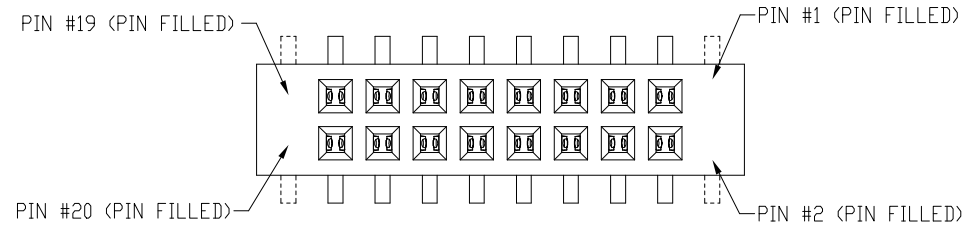
P/N: 20021321-X0108XXLF



P/N: 20021321-X0214XXLF / 20021321-X0206XXLF



P/N: 20021321-X0312XXLF



P/N: 20021321-X0420XXLF

TABLE 3

DASH NO.	AMOUNT OF PINS	PIN FILLED
-X0108XXLF	7	PIN #4
-X0214XXLF	13	PIN #2
-X0206XXLF	5	PIN #2
-X0312XXLF	11	PIN #7
-X0420XXLF	16	PIN #1, #2, #19, #20

mat'l. code		surface ISO 1302 ✓	tolerance ISO 406 ISO 1101	projection	product family
ltr	ecn no	dr	date	tolerances unless otherwise specified	MINITEK127®
				angles linear	title
				0°±2'	RECEPTACLE VT SMT
				.0±.30	mm
				.00±.20	scale 1:1
				.000±.10	dwg no
		dr	Tony Leng	07/19/16	sheet 2 of 4
		engr	Y-Y Bao	10/10/20	size
		chr	L-Q Lei	10/10/20	20021321
		appd	Tim Yao	10/10/20	A3
					type Product Customer Drawing
sheet index	revision sheet	R	2		

Amphenol FCI

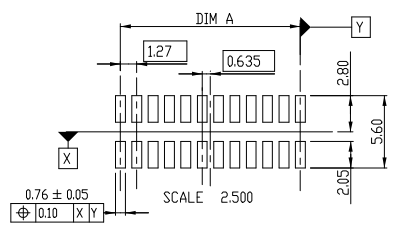
© 2016 AFCI



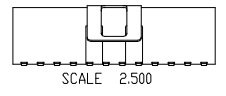
Amphenol FCI

© 2016 AFCI

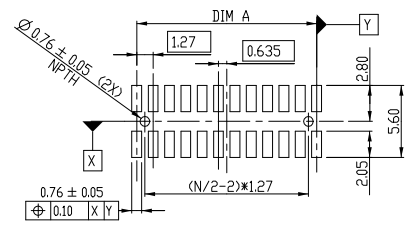
D



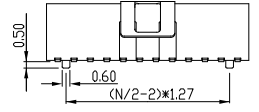
RECOMMENDED PCB LAYOUT - WITHOUT POST
LAYOUT TOLERANCE= ±0.05mm



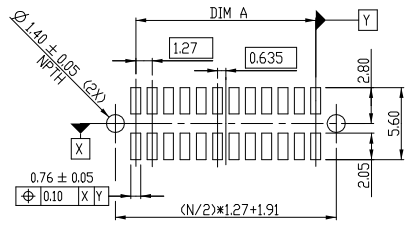
WITHOUT POST,
P/N: 20021321-0XXXXXXLF



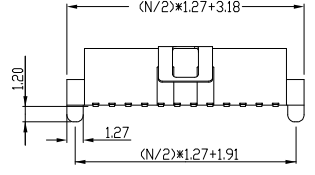
RECOMMENDED PCB LAYOUT - POST STYLE 1,
LAYOUT TOLERANCE= ±0.05mm



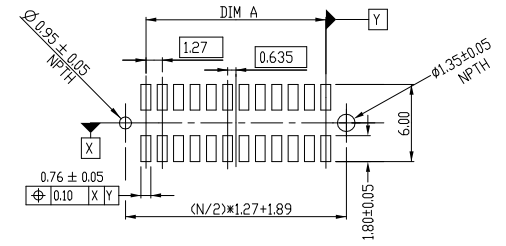
WITH POST STYLE 1,
P/N: 20021321-1XXXXXXLF



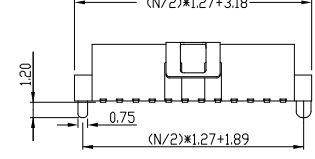
RECOMMENDED PCB LAYOUT - POST STYLE 2,
LAYOUT TOLERANCE= ±0.05mm



WITH POST STYLE 2,
P/N: 20021321-2XXXXXXLF



RECOMMENDED PCB LAYOUT - POST STYLE 3,
LAYOUT TOLERANCE= ±0.05mm



WITH POST STYLE 3,
P/N: 20021321-3XXXXXXLF

mat'l. code		surface ISO 1302 ✓		tolerance ISO 406 ISO 1101		projection		product family	
ltr		ecn no		dr		date		MINITEK127®	
								title	
				angles linear		mm		RECEPTACLE VT SMT	
				0°±2'		.00±.20		dwg no	
						.000±.10		sheet 3 of 4	
		dr		Tony Leng		07/19/16		size	
		engr		Y-Y Bao		10/10/20		A3	
		chr		L-Q Lei		10/10/20		20021321	
		appd		Tim Yao		10/10/20		type Product Customer Drawing	
sheet index		revision sheet		R 3					

TABLE 1

PRODUCT NO.	POSITIONS	DIM. A	DIM. B
20021321-X0X06XXLF	2 X 3	2.54	4.27
20021321-X0X08XXLF	2 X 4	3.81	5.54
20021321-X0X10XXLF	2 X 5	5.08	6.81
20021321-X0X12XXLF	2 X 6	6.35	8.08
20021321-X0X14XXLF	2 X 7	7.62	9.35
20021321-X0X16XXLF	2 X 8	8.89	10.62
20021321-X0X18XXLF	2 X 9	10.16	11.89
20021321-X0X20XXLF	2 X 10	11.43	13.16
20021321-X0X22XXLF	2 X 11	12.7	14.43
20021321-X0X24XXLF	2 X 12	13.97	15.7
20021321-X0X26XXLF	2 X 13	15.24	16.97
20021321-X0X28XXLF	2 X 14	16.51	18.24
20021321-X0X30XXLF	2 X 15	17.78	19.51
20021321-X0X32XXLF	2 X 16	19.05	20.78
20021321-X0X34XXLF	2 X 17	20.32	22.05
20021321-X0X36XXLF	2 X 18	21.59	23.32
20021321-X0X38XXLF	2 X 19	22.86	24.59
20021321-X0X40XXLF	2 X 20	24.13	25.86
20021321-X0X42XXLF	2 X 21	25.4	27.13
20021321-X0X44XXLF	2 X 22	26.67	28.4
20021321-X0X46XXLF	2 X 23	27.94	29.67
20021321-X0X48XXLF	2 X 24	29.21	30.94
20021321-X0X50XXLF	2 X 25	30.48	32.21
20021321-X0X52XXLF	2 X 26	31.75	33.48
20021321-X0X54XXLF	2 X 27	33.02	34.75
20021321-X0X56XXLF	2 X 28	34.29	36.02
20021321-X0X58XXLF	2 X 29	35.56	37.29
20021321-X0X60XXLF	2 X 30	36.83	38.56
20021321-X0X62XXLF	2 X 31	38.1	39.83
20021321-X0X64XXLF	2 X 32	39.37	41.1
20021321-X0X66XXLF	2 X 33	40.64	42.37
20021321-X0X68XXLF	2 X 34	41.91	43.64

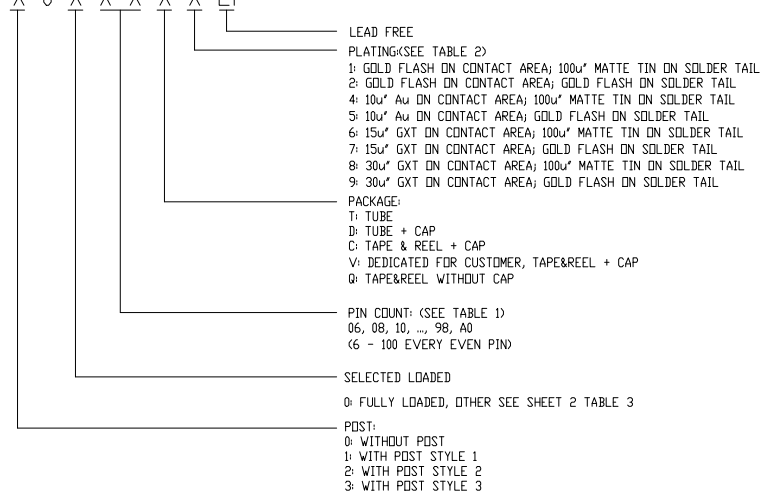
PRODUCT NO.	POSITIONS	DIM. A	DIM. B
20021321-X0X70XXLF	2 X 35	43.18	44.91
20021321-X0X72XXLF	2 X 36	44.45	46.18
20021321-X0X74XXLF	2 X 37	45.72	47.45
20021321-X0X76XXLF	2 X 38	46.99	48.72
20021321-X0X78XXLF	2 X 39	48.26	49.99
20021321-X0X80XXLF	2 X 40	49.53	51.26
20021321-X0X82XXLF	2 X 41	50.8	52.53
20021321-X0X84XXLF	2 X 42	52.07	53.8
20021321-X0X86XXLF	2 X 43	53.34	55.07
20021321-X0X88XXLF	2 X 44	54.61	56.34
20021321-X0X90XXLF	2 X 45	55.88	57.61
20021321-X0X92XXLF	2 X 46	57.15	58.88
20021321-X0X94XXLF	2 X 47	58.42	60.15
20021321-X0X96XXLF	2 X 48	59.69	61.42
20021321-X0X98XXLF	2 X 49	60.96	62.69
20021321-X0XA0XXLF	2 X 50	62.23	63.96

NOTES:

- MATERIAL:
HOUSING: HIGH TEMPERATURE PLASTIC; UL94-V0; BLACK.
TERMINAL: PHOSPHOR BRONZE.
CAP: STAINLESS STEEL.
- FINISH:
TERMINAL: GOLD OR GXT PLATING AT CONTACT AREA (SEE TABLE);
GOLD FLASH OR 2.54um/100u" MIN MATTE TIN AT SOLDER TAIL AREA;
1.27um/50u" MIN NI OVER ALL AS UNDERPLATIN.
- PRODUCT SPEC PER GS-12-629.
- PACKAGE SPEC PER GS-14-1420.
- THE HOUSING WILL WITHSTAND EXPOSURE TO 260~C PEAK TEMPERATURE FOR 10 SECONDS IN A CONVECTION INFRA-RED OR VAPOR PHASE REFLOW OVEN.
- PRODUCT MEETS EUROPEAN UNION DIRECTIVES AND OTHER COUNTRY REGULATIONS AS DESCRIBED IN GS-22-008.
- THE METAL CAP IS OPTION AS CUSTOMER REQUIREMENT.

PART NUMBER DESCRIPTION:

20021321 - X 0 X X X X X L F



Amphenol FCI

© 2016 AFCI

mat'l. code		surface ISO 1302 <input checked="" type="checkbox"/>		tolerance ISO 406 ISO 1101		projection		product family MINITEK127®		
ltr	ecn no	dr	date	tolerances unless otherwise specified		mm		title RECEPTACLE VT SMT		
				angles	linear	scale 1:1		dwg no sheet 4 of 4 size		
				0±2'				20021321 A3		
				dr	Tony Leng	07/19/16	Amphenol FCI			
				engr	Y-Y Bao	10/10/20				
				chr	L-Q Lei	10/10/20				
				appd	Tim Yao	10/10/20				
sheet index	revision sheet	R	4							type Product Customer Drawing