

DIMENSIONS ARE IN INCHES

UNLESS OTHERWISE NOTED

TOLERANCES ARE:

ONE PLACE DECIMALS ±.1[2.5] THREE PLACE DECIMALS ±.005[.13]
 TWO PLACE DECIMALS ±.01[.3] FOUR PLACE DECIMALS ±.0020[.051]

ANGLES
 ± 2°

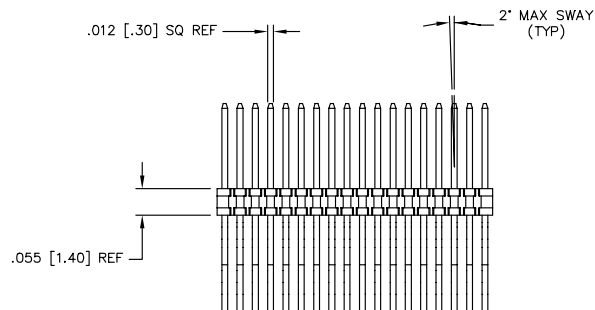
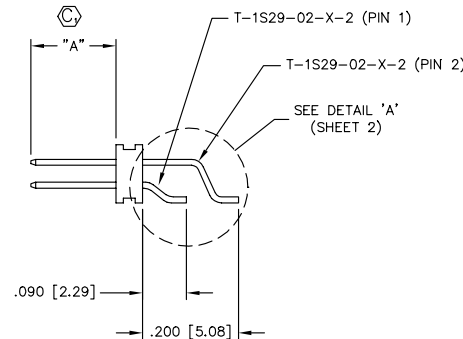
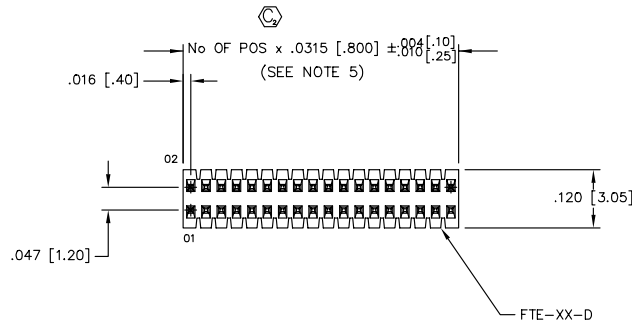
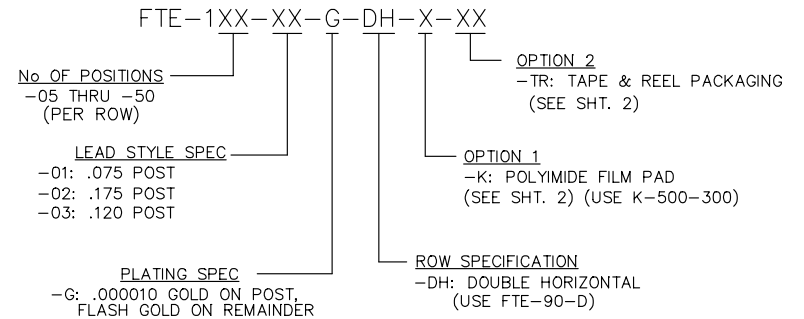
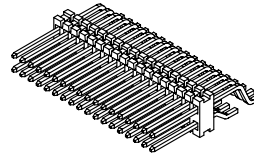
TITLE:
 .8MM x 1.2MM C.L.
 TERMINAL STRIP ASSM

DWG NO:

FTE-1XX-XX-G-DH-X-XX
 SHEET 1 OF 2

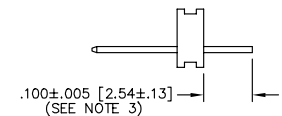
NOTES:

1. MINIMUM PUSHOUT FORCE: .5 LB.
2. SHEAR TAILS TO DIMENSION SHOWN, .003 [.08] MAX BURR.
3. .015 [.38] MAX CUT FLASH; NO FLASH ALLOWED IN OR AROUND SURFACE MOUNT TAIL AREA.
4. Ⓢ REPRESENTS A CRITICAL DIMENSION.
5. ENDWALL THICKNESS TO BE .008 [.20] MIN.

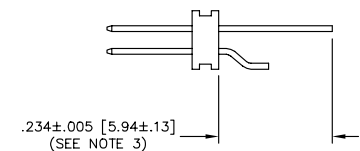


LEAD STYLE	"A"	TERMINAL
-01	.075 [1.91]	T-1S29-02-X-2
-02	.175 [4.45]	T-1S29-02-X-2
-03	.120 [3.05]	T-1S29-02-X-2

IN-PROCESS 1



IN-PROCESS 2



PROPRIETARY NOTE
 THIS DOCUMENT CONTAINS INFORMATION CONFIDENTIAL AND PROPRIETARY TO SAMTEC INC. AND SHALL NOT BE REPRODUCED OR TRANSMITTED TO OTHER DOCUMENTS OR DISCLOSED TO OTHERS OR USED FOR ANY PURPOSE OTHER THAN THAT FOR WHICH IT WAS OBTAINED WITHOUT THE EXPRESSED WRITTEN CONSENT OF SAMTEC INC.

MATERIAL:
 BODY: LCP
 COLOR: BLACK
 TERMINAL: PHOS BRONZE

MAX BOW ALLOWED TOP TO BOTTOM OR SIDE TO SIDE: .002 [.05] MAX.

PLOT SCALE: .225/ DIMSCALE .150

samtec

520 PARK EAST BLVD. NEW ALBANY, INDIANA 47150
 PHONE (812) 944-6733 P.O. BOX 1147
 CODE 55322

MADE BY:
 D PURVIS 10/13/98

FTE-1XX-XX-G-DH-X-XX
 SHEET 1 OF 2