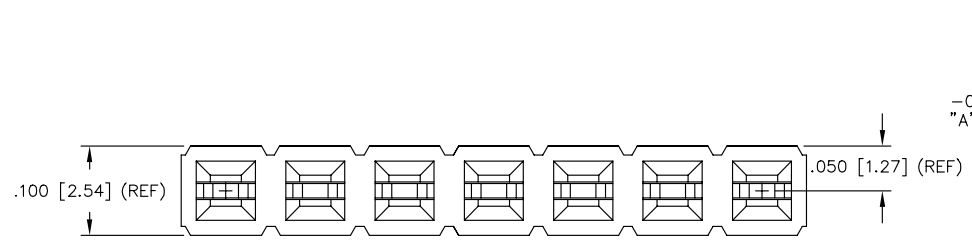


REV. T

DIMENSIONS ARE IN INCHES UNLESS OTHERWISE NOTED  
 TOLERANCES ARE:  
 ONE PLACE DECIMALS ± .1 [3] THREE PLACE DECIMALS ± .005 [.13]  
 TWO PLACE DECIMALS ± .01 [.3] FOUR PLACE DECIMALS ± .0020 [.051]

TITLE: LOW PROFILE SOCKET STRIP

DWG NO: SLW-1XX-01-X-X  
 SHEET 1 OF 1



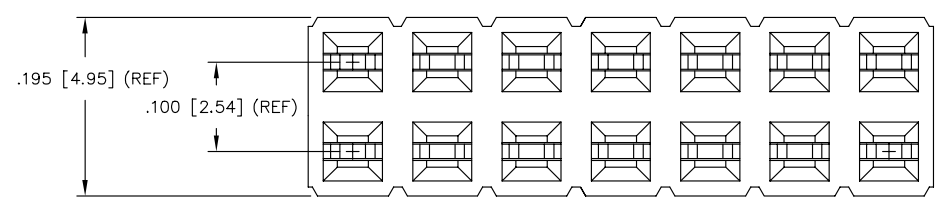
SLW-1XX-01-X-X

POSITION SPECIFICATION  
 -01 THRU -50 PER ROW  
 "A" = NO. OF POS. x .100 [2.54]

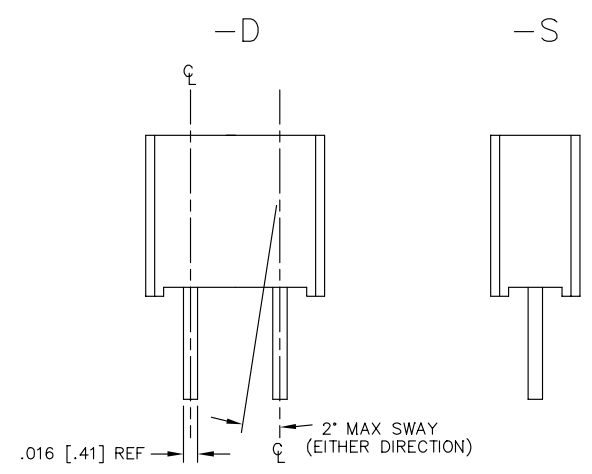
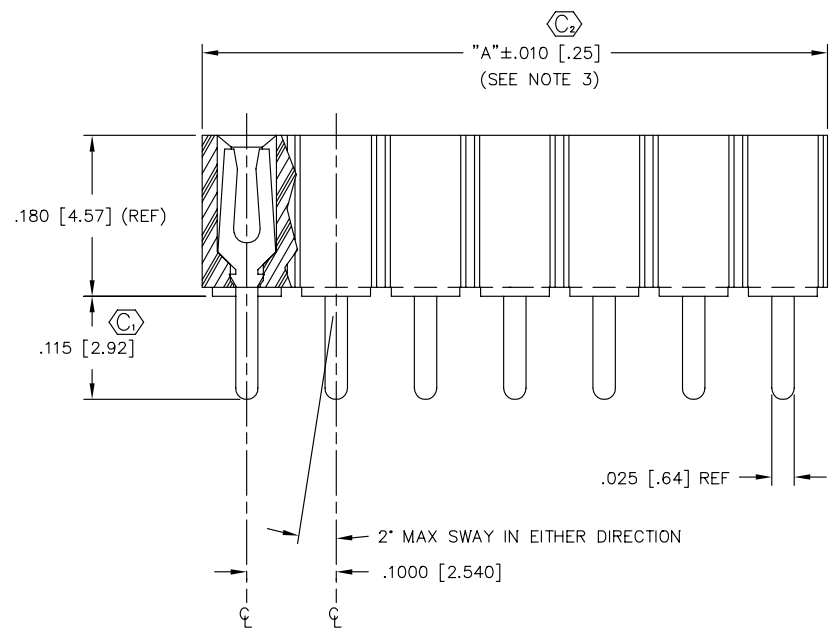
ROW SPECIFICATION  
 -D: DOUBLE (USE SLW-50-D)  
 -S: SINGLE (USE SLW-50-S)

CONTACT STYLE  
 -01: USE C-28-X

PLATING SPECIFICATION  
 -G: GOLD-SPECIFY -G IN CONTACT SUFFIX -X  
 -T: TIN-SPECIFY -T IN CONTACT SUFFIX -X  
 -S: SELECTIVE-SPECIFY -S IN CONTACT SUFFIX -X  
 -F: FLASH SELECTIVE GOLD-SPECIFY -F IN CONTACT SUFFIX -X  
 -H: HEAVY GOLD-SPECIFY -H IN CONTACT SUFFIX -X



- NOTES:
1. MIN PUSHOUT FORCE: 1 lb.
  2. MAX BOW: .005 in/in [mm/mm], .025 [.64]
  3. CUT END WALLS TO BE .012 [.30] MIN.
  4. (Ⓢ) REPRESENTS CRITICAL DIM.
- FOR STATISTICAL PROCESS CONTROL:
5. .010 [.25] MAX CUT FLASH
  6. NO TUBE PACKAGING REQUIRED



Do not scale from this print

**PROPRIETARY NOTE**  
 THIS DOCUMENT CONTAINS INFORMATION CONFIDENTIAL AND PROPRIETARY TO SAMTEC INC. AND SHALL NOT BE REPRODUCED OR TRANSMITTED TO OTHER DOCUMENTS OR DISCLOSED TO OTHERS OR USED FOR ANY PURPOSE OTHER THAN THAT FOR WHICH IT WAS OBTAINED WITHOUT THE EXPRESSED WRITTEN CONSENT OF SAMTEC INC.

PLOT SCALE: 1=1

**samtec** MISC MKT SLW-MKT

520 PARK EAST BLVD. NEW ALBANY, INDIANA 47150  
 PHONE (812) 944-6733 P.O. BOX 1147  
 CODE 55322

MADE BY: PURVIS 9-4-87	ENG. APPROVAL: DEM	SLW-1XX-01-X-X
CHECKED BY: MCCARTIN		SHEET 1 OF 1