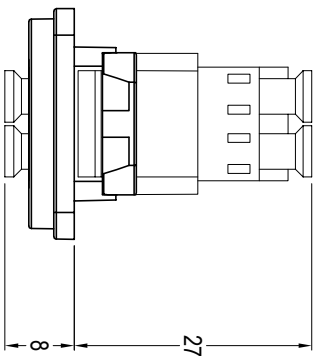
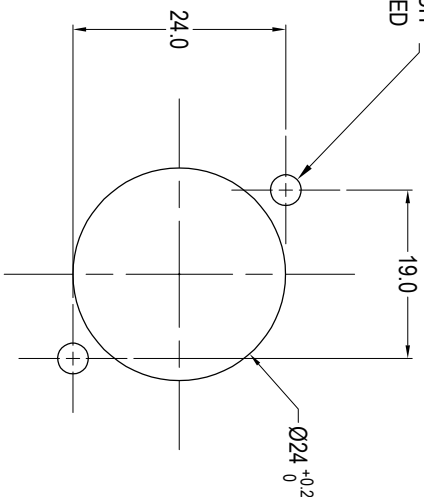


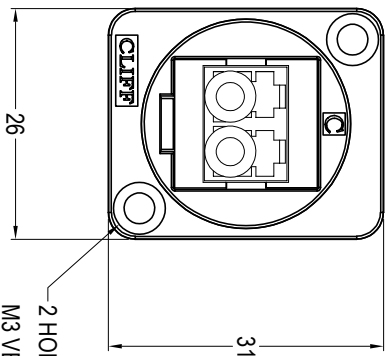
PANEL CUTOUT
MAXIMUM PANEL
THICKNESS 3mm



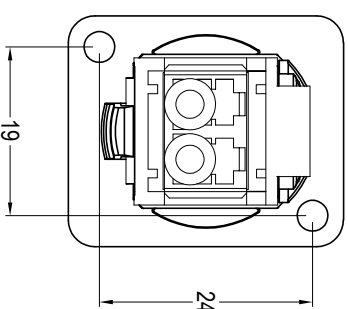
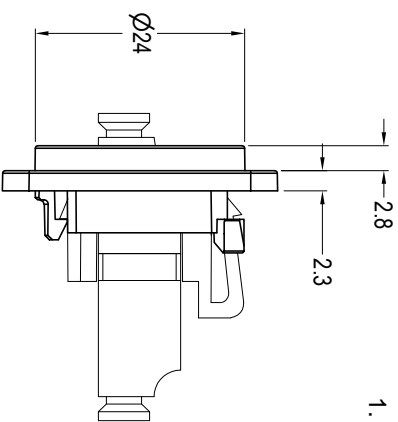
- Material:
1. Coupler Body: PC
 2. Sleeve: Ceramic
 3. Dust Cover: PE
 4. Insert: ABS/PC
 5. Frame: Black Nickel plated zinc diecast

VARIANTS	
PART NO.	HOLE DETAILS
CP30246MB	HOLE Ø3.50 X CSK 82° X Ø5.85
CP30246M3B	M3 HOLES

- Notes:
1. Insertion Loss: ≤0.3dB



2 HOLES: Ø3.5mm CSK 82° x Ø5.85
M3 VERSION HAS M3 THREAD HOLES.



ROHS
COMPLIANT

TOLERANCE
NO DEC. PLACE ±
1 DEC. PLACE ±
2 DEC. PLACE ±
HOLE Ø ±
ANGLES ±
UNLESS
OTHERWISE STATED

DO NOT SCALE

Cliff Electronic Components Ltd.
76 Holmechope Avenue, Holmechope Industrial Estate,
Redhill, Surrey, RH1 2PF, England UK
Tel: 01737-771375 Fax: 01737-766012 Website: www.cliff.co.uk

DIMENSIONS IN MILLIMETERS UNLESS OTHERWISE STATED. WORK TO DIMENSIONS. REMOVE ALL BURRS. IF IN DOUBT ASK
MATERIAL: See Notes
FINISH: See Notes
DRAWN: D.P.J. APPROVED: D.P.J.

3rd ANGLE PROJECTION: TITLE: FT BLACK METAL LC OM3 DUPLEX SM ADAPTOR (AQUA)
DRWG. No. **CP30246MB** FORM: A4DRWGH

THE CONTENTS OF THIS DOCUMENT MUST NOT BE COPIED OR DISCLOSED TO A 3rd PARTY WITHOUT WRITTEN PERMISSION OF CLIFF UK. © 2021