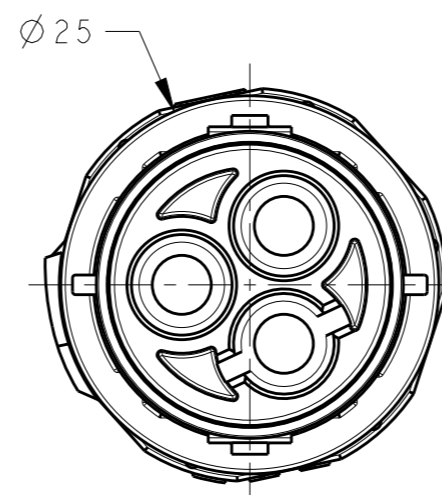
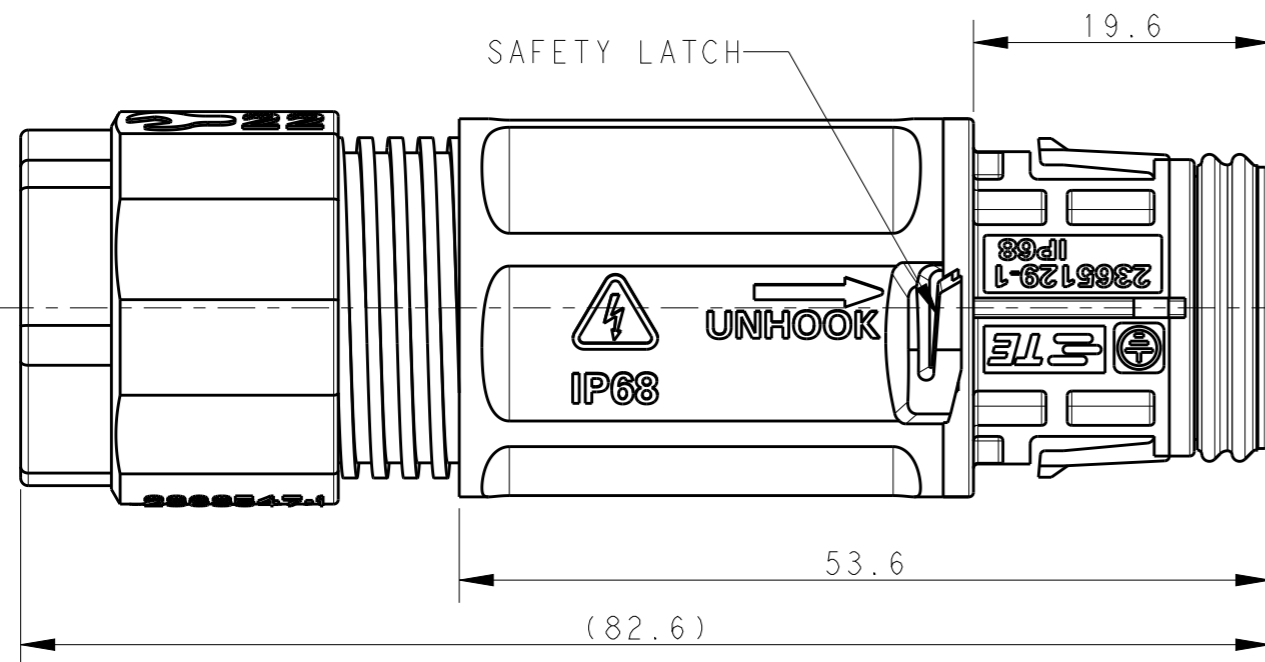


P	LTR	DESCRIPTION	DATE	DWN	APVD
1		INITIAL ISSUE	28AUG2020	SM	MZ
2		INFORMATION ADDED TO SHEET 2	01OCT2020	SM	MZ
3		DRAFTING UPDATES	29OCT2020	SM	MZ
A		PRODUCT UNDER TESTING	24NOV2020	SM	MZ



NOTES:

1. CONTACTS SUPPLIED SEPARATELY ON REELS, MUST PURCHASED ACCORDING TO WIRE SIZES. BELOW ARE THE CONTACT PART NUMBERS:

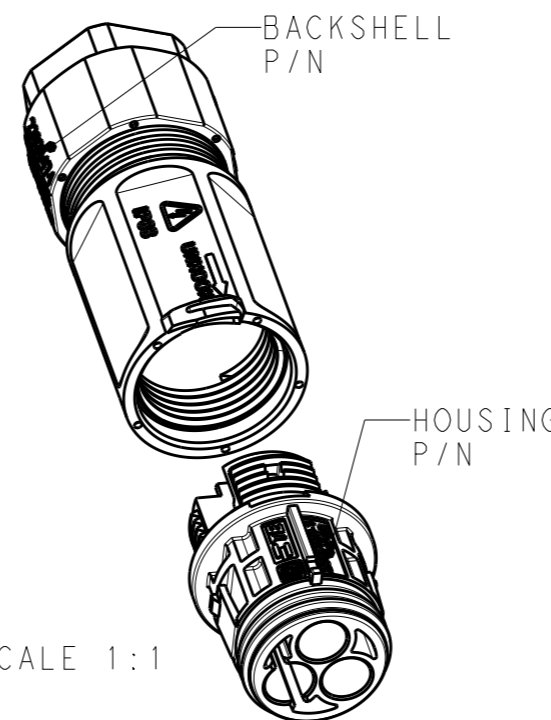
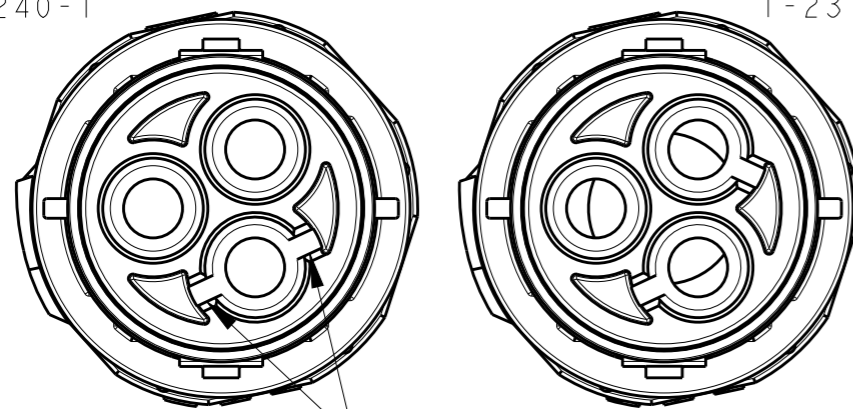
CONTACT P/N	WIRE SIZE
2359528-1	1.5mm ² TO 2.5mm ² 16AWG TO 14AWG
2359528-2	4.0mm ² 12AWG

- MATERIALS:
PLASTICS: PBT+PC ALLOY, UL-V0, UV-F1
CONTACTS: COPPER ALLOY, TIN PLATED
SCREWS : STAINLESS STEEL
- OPERATING RATINGS :
VOLTAGE (max): 600Vac Max
CURRENT (max): 25A ON 4.0mm² & 20A ON 12AWG
TEMPERATURE : -40°C TO 85°C
IP RATING : IP67 & IP68
- FOR ASSEMBLY INSTRUCTIONS, REFER APPLICATION SPECIFICATION 114-133123
- PACKAGING: MOQ 200 pcs IN PE BAG

PRODUCT UNDER TESTING
CONTACT PRODUCT ENGINEERING BEFORE USING THIS PRINT

POLARIZING KEY A
2379240-1
1-2379240-1

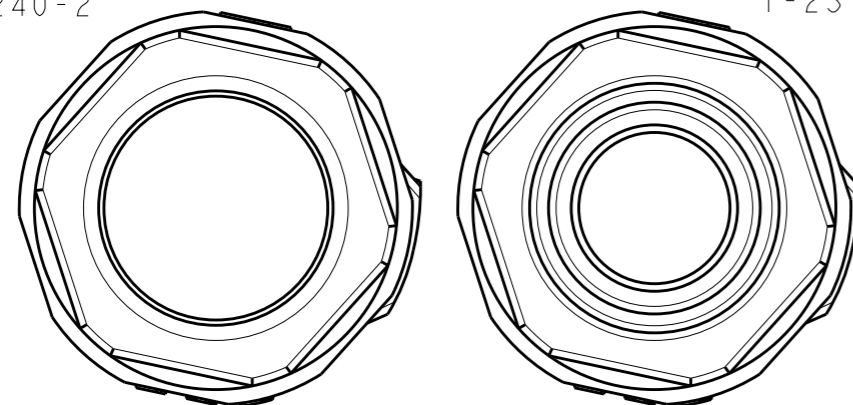
POLARIZING KEY B
2379240-2
1-2379240-2



SCALE 1:1

BACKSHELL FOR
2379240-1
2379240-2

BACKSHELL FOR
1-2379240-1
1-2379240-2

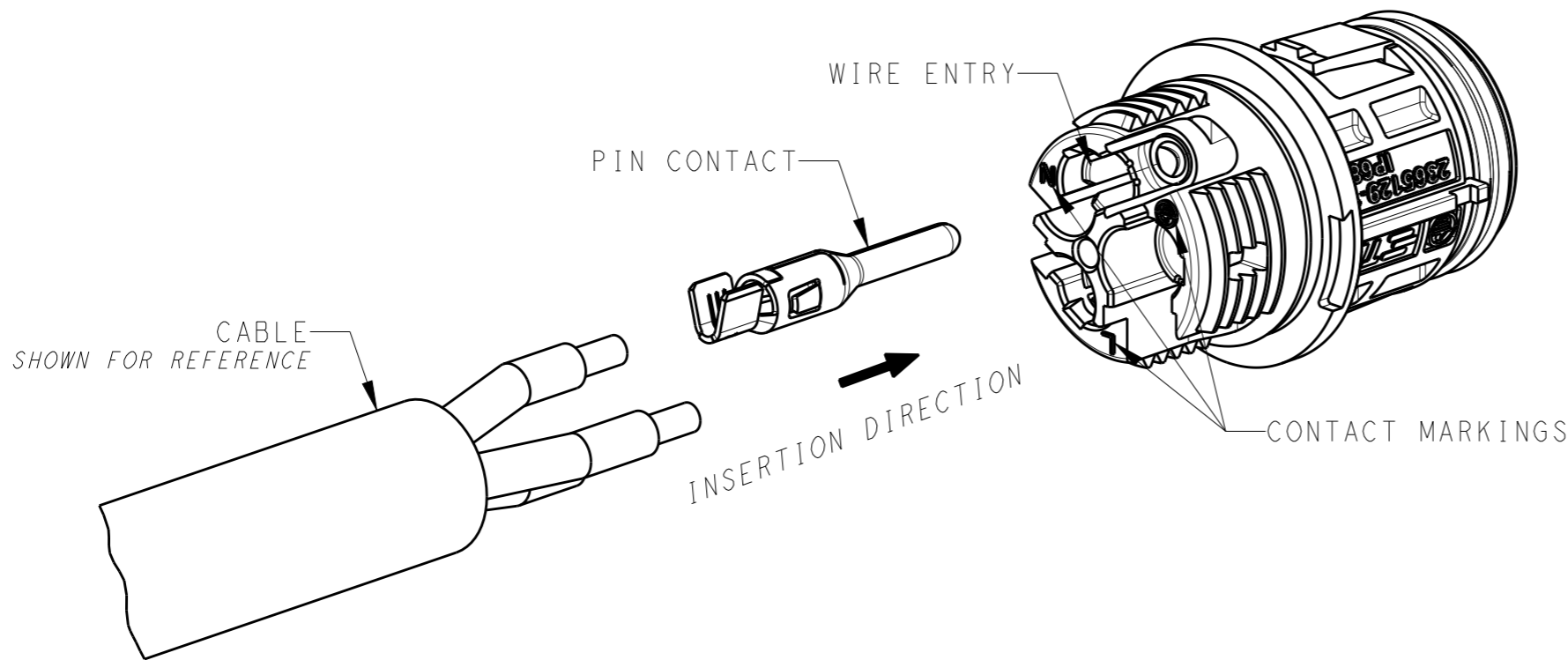


BACKSHELL P/N	HOUSING ASSY P/N	POLARIZING KEY	CABLE RANGE	DESCRIPTION	PART NUMBER
2363547-2	2365129-2	KEY B	Ø7 - Ø10	IN-LINE PIN CONNECTOR	1-2379240-2
	2365129-1	KEY A			1-2379240-1
2363547-1	2365129-2	KEY B	Ø10.5 - Ø15		2379240-2
	2365129-1	KEY A			2379240-1

THIS DRAWING IS A CONTROLLED DOCUMENT.

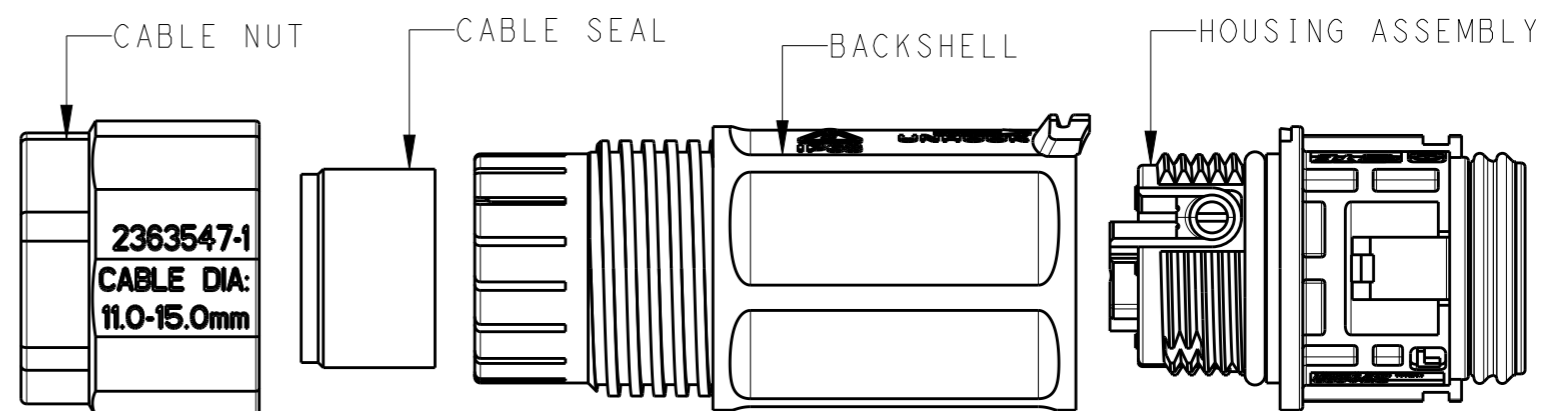
DIMENSIONS: mm	TOLERANCES UNLESS OTHERWISE SPECIFIED: 0 PLC ±0.2 1 PLC ±0.2 2 PLC ±0.1 3 PLC ± 4 PLC ± ANGLES ±1°	MATERIAL -	FINISH -	DWN SUBHASH. M 28AUG2020 CHK M. ZUCCA 28AUG2020 APVD PETER OTT 24NOV2020 PRODUCT SPEC 108-133123 APPLICATION SPEC 114-133123 WEIGHT -	NAME NECTOR T, 3Pos, PIN CONNECTOR CRIMP TYPE	SIZE A3	CAGE CODE 00779	DRAWING NO C-2379240	RESTRICTED TO -
CUSTOMER DRAWING				SCALE 2:1	SHEET 1 OF 2	REV A			

CRIMP TERMINATION
REFER 114-133123 FOR DETAILED INSTRUCTION
NOT TO SCALE



REVISIONS					
P	LTR	DESCRIPTION	DATE	DWN	APVD
-		SEE SHEET 1	-	-	-

EXPLODED COMPONENTS
NOT TO SCALE



THIS DRAWING IS A CONTROLLED DOCUMENT.		DWN SUBHASH. M 28AUG2020		
DIMENSIONS: mm		CHK M. ZUCCA 28AUG2020		
TOLERANCES UNLESS OTHERWISE SPECIFIED:		APVD PETER OTT 24NOV2020	NAME NECTOR T, 3Pos, PIN CONNECTOR CRIMP TYPE	
0 PLC ±0.2 1 PLC ±0.2 2 PLC ±0.1 3 PLC ± 4 PLC ± ANGLES ±1°		PRODUCT SPEC 108-133123	RESTRICTED TO	
MATERIAL -		FINISH -	APPLICATION SPEC 114-133123	SIZE A3
		WEIGHT -	108-133123	CAGE CODE 00779
		CUSTOMER DRAWING	114-133123	DRAWING NO 2379240
			SCALE 2:1	SHEET 2 OF 2
				REV A