

PART NUMBER SCHEME:

10159559-X XX X X X X X F

LEAD FREE

X	POWER POSITION
2	1+1
4	2+2
6	3+3
8	4+4
A	5+5

X	FOR HEADER, SEE DWG. NO. 10159558			
COMBINATION OF MATED HEIGHT	HEADER 1 HEIGHT: 1.3	HEADER 2 HEIGHT: 2.3	HEADER 3 HEIGHT: 3.3	HEADER 4 HEIGHT: 4.3
RECEPTACLE 1 HEIGHT: 3.7				
RECEPTACLE 2 HEIGHT: 7.7				
RECEPTACLE 3 HEIGHT: 11.7				
RECEPTACLE 4 HEIGHT: 15.7				

X	PLATING: CONTACT AREA
1	GOLD 0.05um MIN
2	GOLD OR GXT 0.2um MIN
3	GOLD OR GXT 0.375um MIN
4	GOLD OR GXT 0.75um MIN

X	POLARIZATION PEG/ DATE CODE
L	WITH PEG/ WITHOUT DATE CODE
P	WITH PEG/ WITH DATE CODE
C	WITH PEG/ CUSTOMIZED DATE CODE
M	WITHOUT PEG/ WITHOUT DATE CODE
N	WITHOUT PEG/ WITH DATE CODE

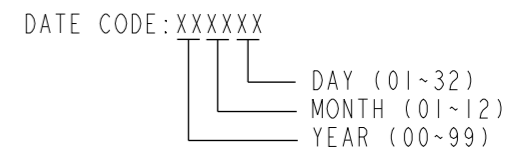
X	SOLDER TAIL PLATING:	
	POWER PIN	SIGNAL PIN
1	GOLD FLASH	TIN
2	GOLD FLASH	GOLD FLASH

X	PACKAGING
R	T&R WITH PICK UP FEATURE
T	TUBE WITHOUT PICK UP FEATURE
Q	T&R WITHOUT PICK UP FEATURE

XX	SIGNAL POSITION
06	2X3
08	2X4
10	2X5
20	2X10
30	2X15
40	2x20
**	***
A4	2X70

PICK UP FEATURE	DESCRIPTION
MYLAR	SIGNAL POSITION LESS THAN 40 POS
METAL CAP	SIGNAL POSITION MORE THAN 40 POS

- NOTES:
- MATERIAL:
    - HOUSING: THERMOPLASTICNOTES, NATURAL.
    - SIGNAL CONTACT: COPPER ALLOY
    - POWER CONTACT: COPPER ALLOY
    - HOLD DOWN: COPPER ALLOY
  - PLATING:
    - UNDER PLATING: 1-3um NI UNDER PLATING;
    - CONTACT AREA: ACCORDING TO PART NUMBER;
    - SOLDER TAIL:
      - SIGNAL CONTACT: ACCORDING TO PART NUMBER;
      - POWER CONTACT: ACCORDING TO PART NUMBER;
      - HOLD DOWN: TIN PLATING.
  - PRODUCT SPEC GS-12-1675
  - APPLICATION GS-20-0696
  - THIS HOUSING WILL WITHSTAND EXPOSURE TO 260°C PEAK TEMPERATURE FOR 20 SECONDS IN A IR REFLOW SOLDERING APPLICATION.
  - THIS PRODUCT MEETS EUROPEAN UNION DIRECTIVES AND OTHER COUNTRY REGULATIONS AS DESCRIBED IN GS-47-0004.



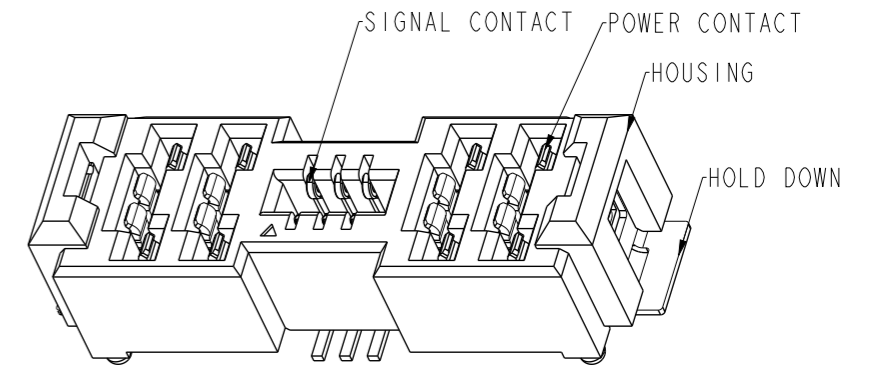
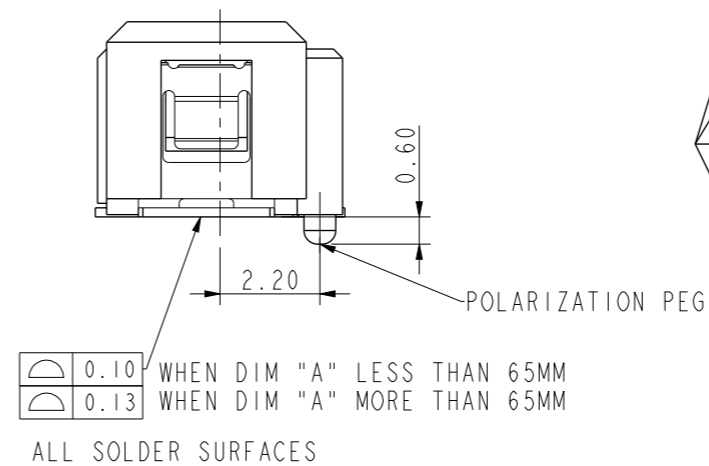
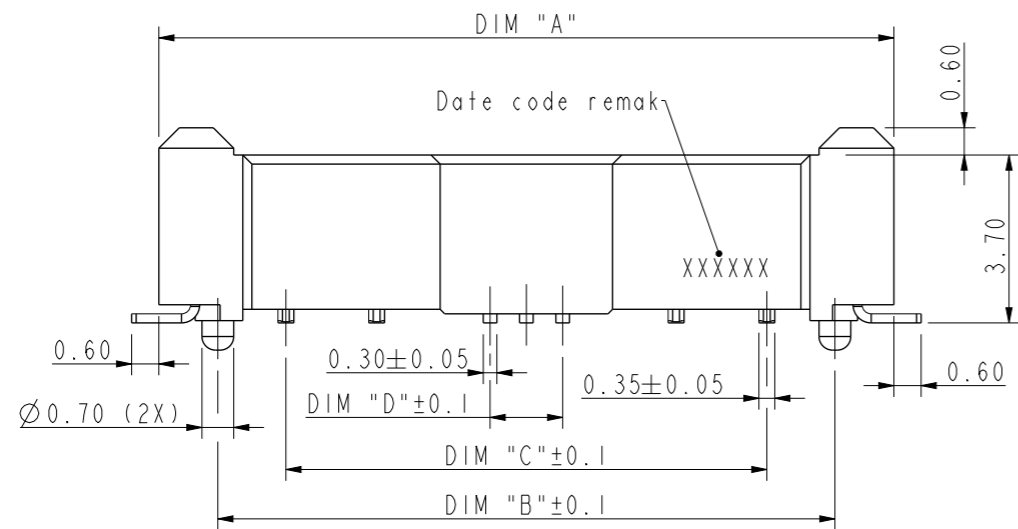
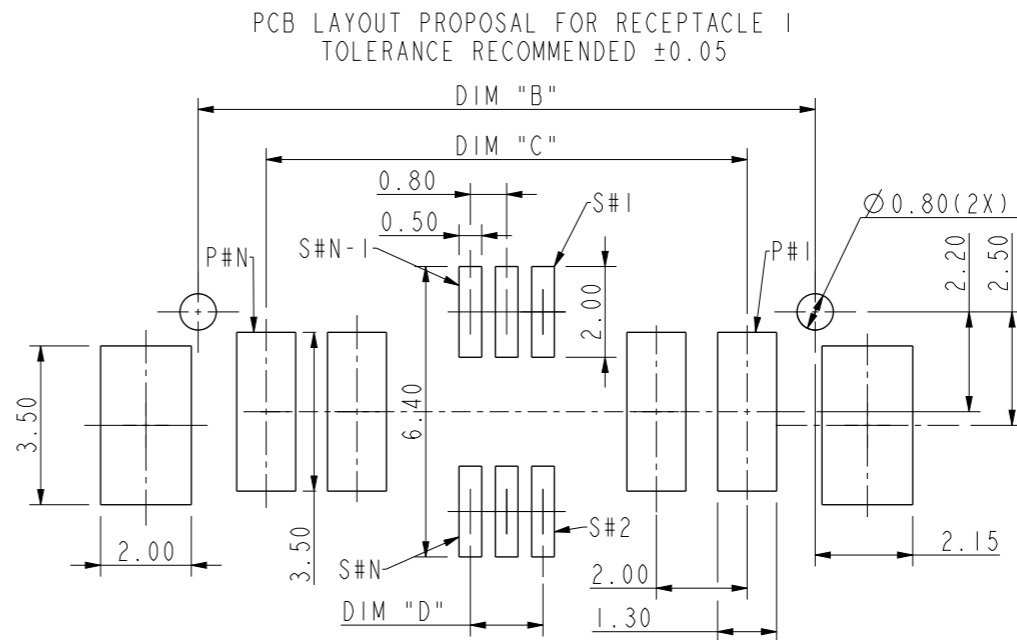
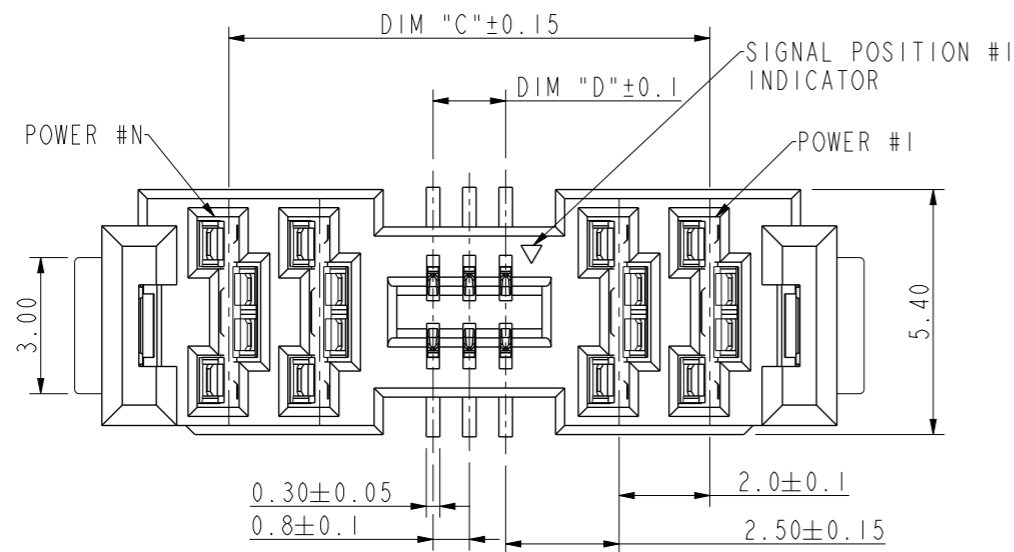
spec ref	dr	Li-Qing Lei	2021/03/24	projection	mm	size	A3	scale	1:1
tolerance std	eng	Li-Qing Lei	2021/06/01		← →	ecn no	ELX-N-40976-1	rel level	Released
TOLERANCES UNLESS OTHERWISE SPECIFIED			chr						
surface	linear	0.X	±0.5	Amphenol FCI	RECEPTACLE	dwg no	10159559	rev	C
		0.XX	±0.25						
		0.XXX	±0.10						
	angular	0°	±2°	cat. no.	Product - Customer Drw	sheet 1 of 4			

Amphenol FCI

© 2020 Amphenol Corporation

# RECEPTACLE 1

Dimension	Computational Formula
DIM "A"	(SIGNAL POSITION / 2 - 1) X 0.8 + (POWER POSITION - 1) X 2 + 8.6
DIM "B"	(SIGNAL POSITION / 2 - 1) X 0.8 + (POWER POSITION - 1) X 2 + 6
DIM "C"	(SIGNAL POSITION / 2 - 1) X 0.8 + (POWER POSITION - 1) X 2 + 3
DIM "D"	(SIGNAL POSITION / 2 - 1) X 0.8

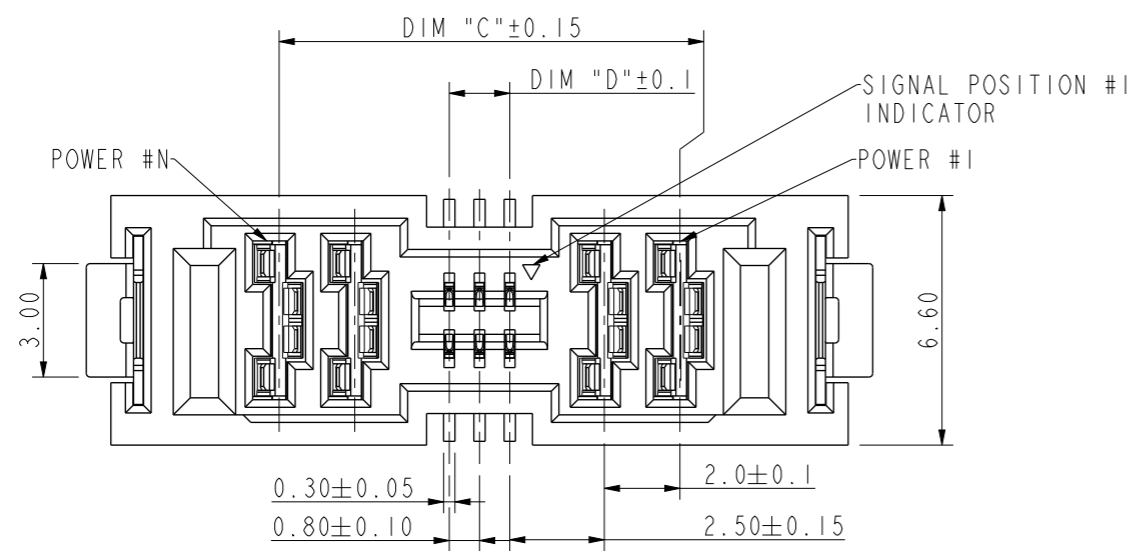


spec ref	dr	Li-Qing Lei	2021/03/24	projection	mm	size	A3	scale	6:1
tolerance std	eng	Li-Qing Lei	2021/06/01			ecn no	ELX-N-40976-1		
TOLERANCES UNLESS OTHERWISE SPECIFIED						product family	rel level	Released	
surface	linear	0.X	±0.5		RECEPTACLE ComboStak Connector	dwg no 10159559	rev C		
		0.XX	±0.25						
0.XXX	±0.10								
	angular	0°	±2°	cat. no.	Product - Customer Drw	sheet 2 of 4			

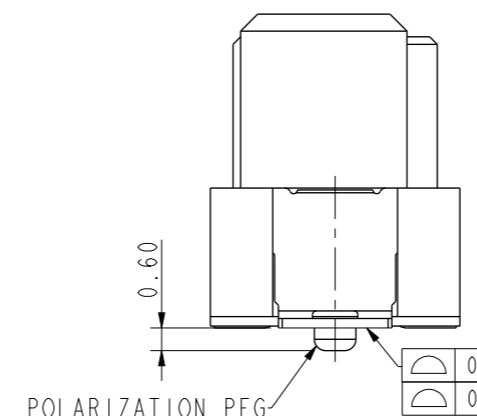
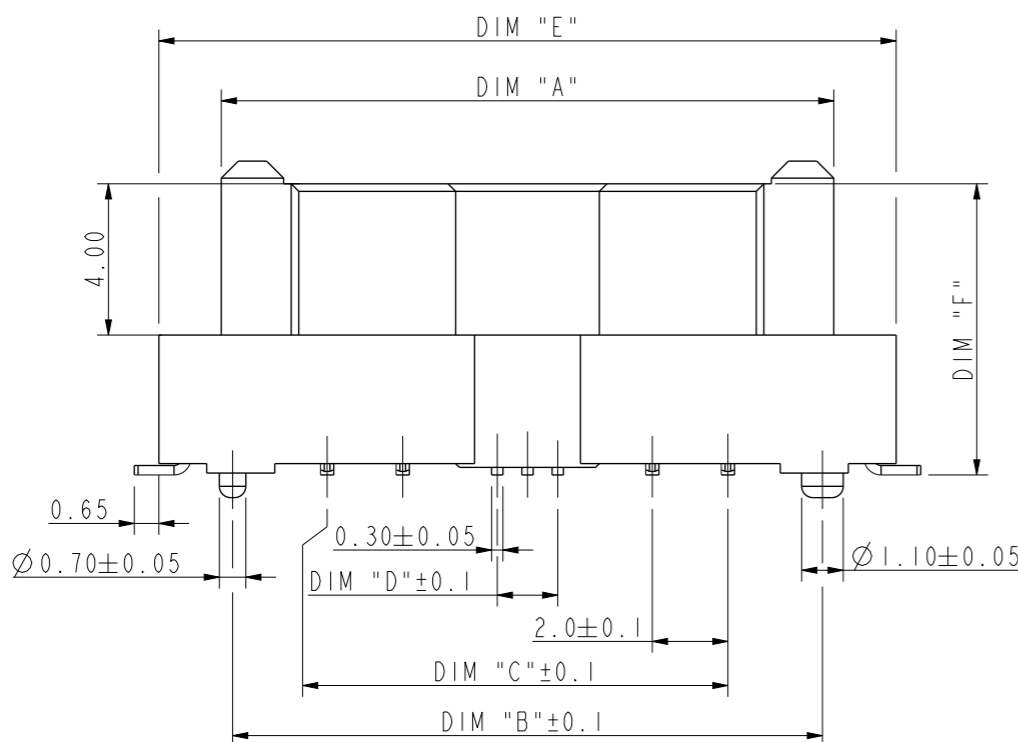
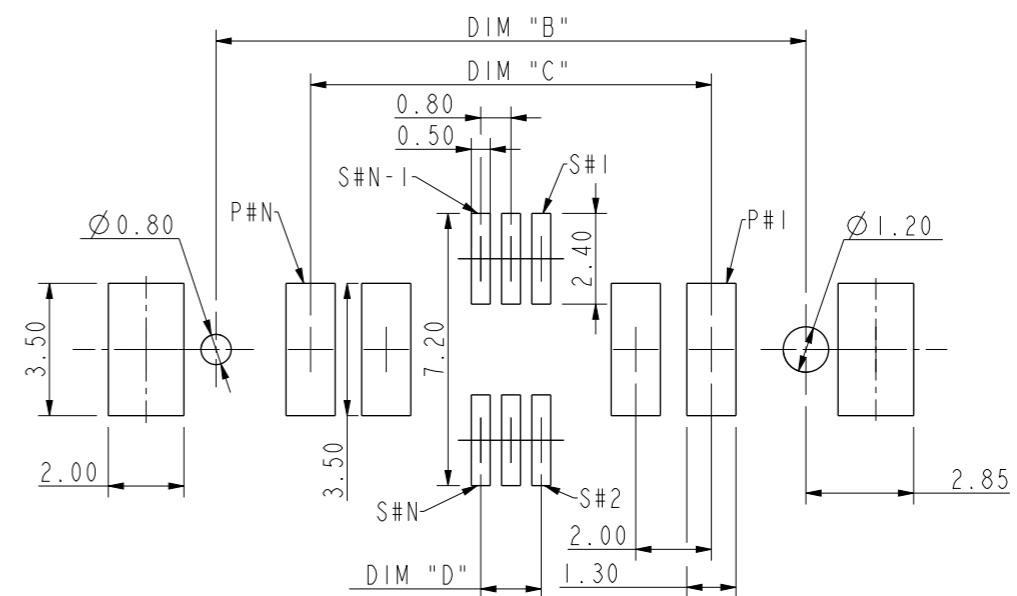
# RECEPTACLE 2/3/4

Dimension	Computational Formula
DIM "A"	(SIGNAL POSITION / 2 - 1) X 0.8 + (POWER POSITION - 1) X 2 + 8.6
DIM "B"	(SIGNAL POSITION / 2 - 1) X 0.8 + (POWER POSITION - 1) X 2 + 8
DIM "C"	(SIGNAL POSITION / 2 - 1) X 0.8 + (POWER POSITION - 1) X 2 + 3
DIM "D"	(SIGNAL POSITION / 2 - 1) X 0.8
DIM "E"	(SIGNAL POSITION / 2 - 1) X 0.8 + (POWER POSITION - 1) X 2 + 11.9

PRODUCT	DIM "F"
RECEPTACLE 2	7.7
RECEPTACLE 3	11.7
RECEPTACLE 4	15.7

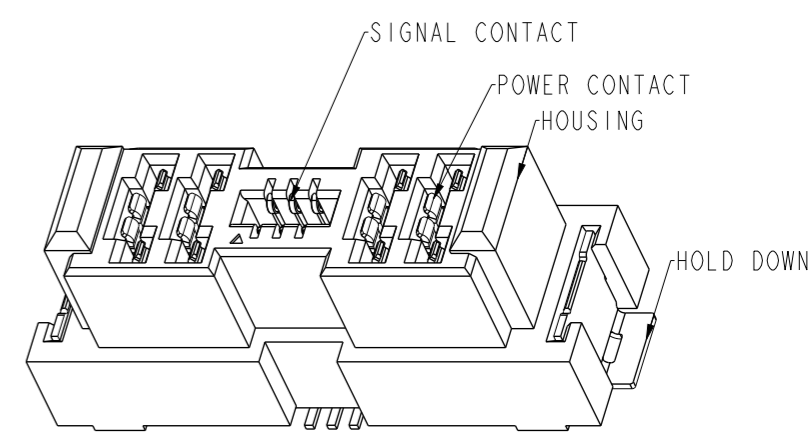


PCB LAYOUT PROPOSAL FOR RECEPTACLE 2/3/4  
TOLERANCE RECOMMENDED ±0.05



0.10 WHEN DIM "A" LESS THAN 65MM  
0.13 WHEN DIM "A" MORE THAN 65MM

ALL SOLDER SURFACES



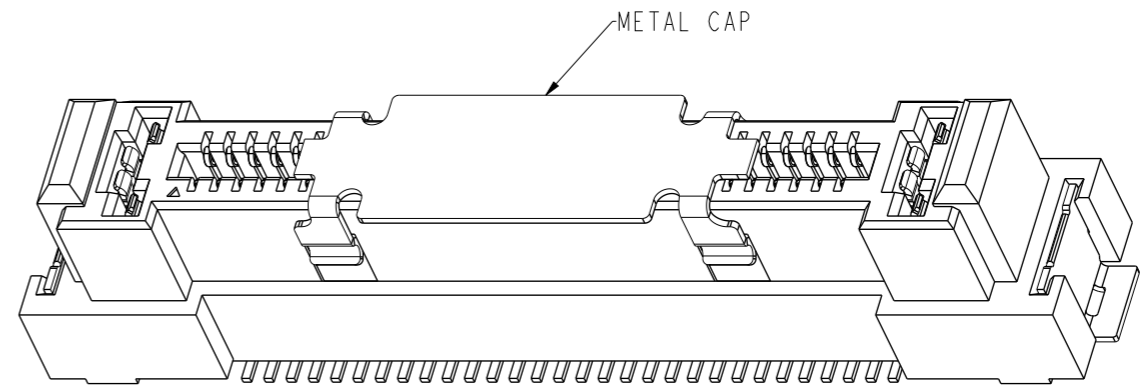
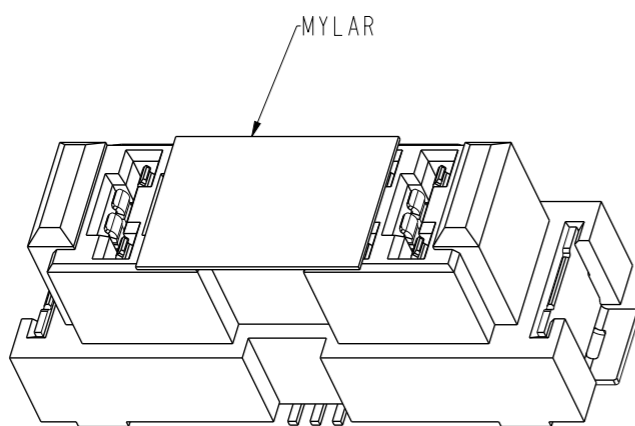
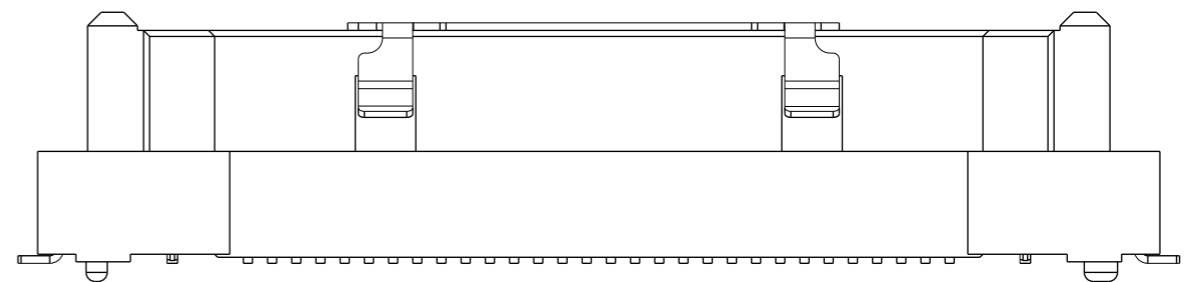
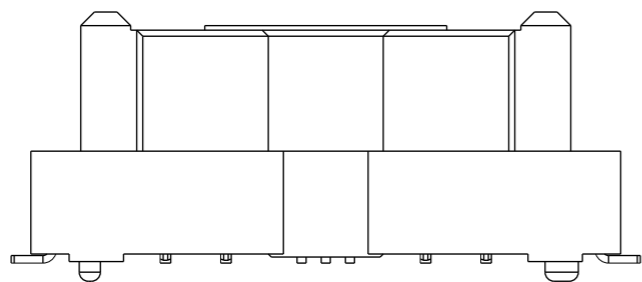
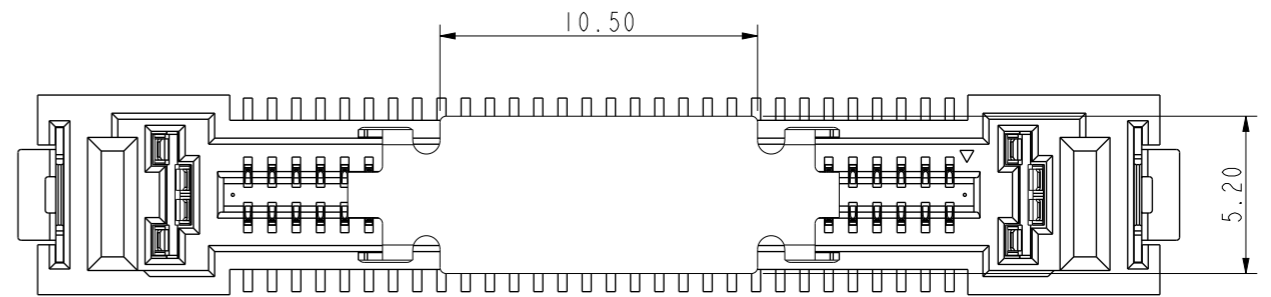
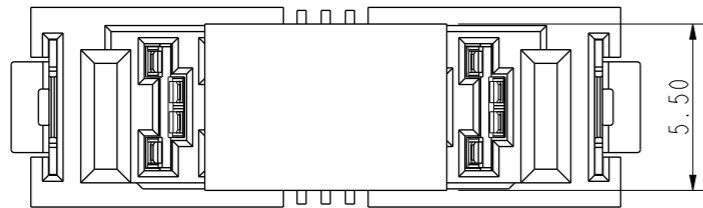
Amphenol FCI

© 2020 Amphenol Corporation

spec ref	dr	Li-Qing Lei	2021/03/24	projection	mm	size	A3	scale	5:1
tolerance std	eng	Li-Qing Lei	2021/06/01			ecn no	ELX-N-40976-1		
TOLERANCES UNLESS OTHERWISE SPECIFIED		chr	-			product family	rel level	Released	
surface	linear	0.X	±0.5		RECEPTACLE ComboStak Connector	dwg no 10159559	rev C	cat. no.	
		0.XX	±0.25					Product - Customer Drw	
0.XXX	±0.10	sheet 3 of 4							
angular	0°	±2°							

Creo File:ELX-WC-A3C.REV F.2020-12-21

PICK UP FEATURE	DESCRIPTION
MYLAR	SIGNAL POSITION LESS THAN 40 POS
METAL CAP	SIGNAL POSITION MORE THAN 40 POS



spec ref				dr	Li-Qing Lei	2021/03/24	projection	mm		size	A3	scale	4:1	
tolerance std	TOLERANCES UNLESS OTHERWISE SPECIFIED			eng	Li-Qing Lei	2021/06/01				ecn no	ELX-N-40976-1			
				chr	-	-		product family			rel level	Released		
surface		linear	0.X	±0.5	<b>Amphenol FCI</b>	RECEPTACLE ComboStak Connector		dwg no 10159559	rev <b>C</b>					
			0.XX	±0.25						cat. no.	Product - Customer Drw		sheet 4 of 4	
		angular	0°	±2°										